

Alaska

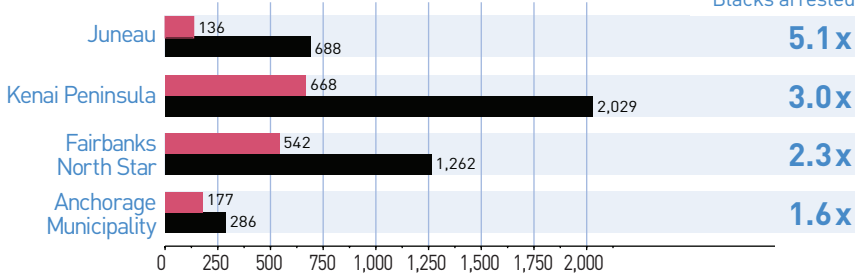
Blacks are **1.6** times more likely than whites to be arrested for marijuana possession

Racial Disparities In Marijuana Possession Arrest Rates*

Counties with the largest disparities

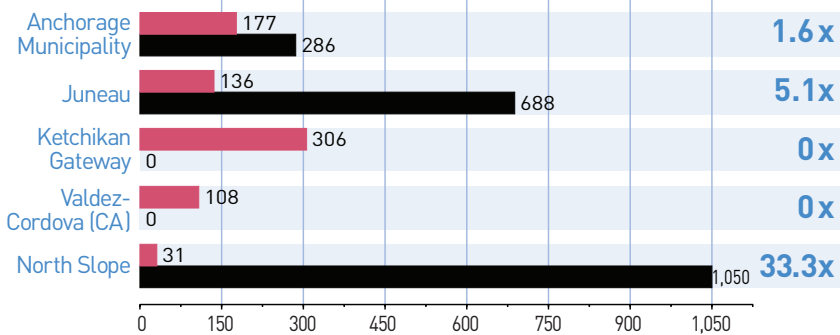
Population size >30,000, Black population >2%

Times more likely Blacks arrested

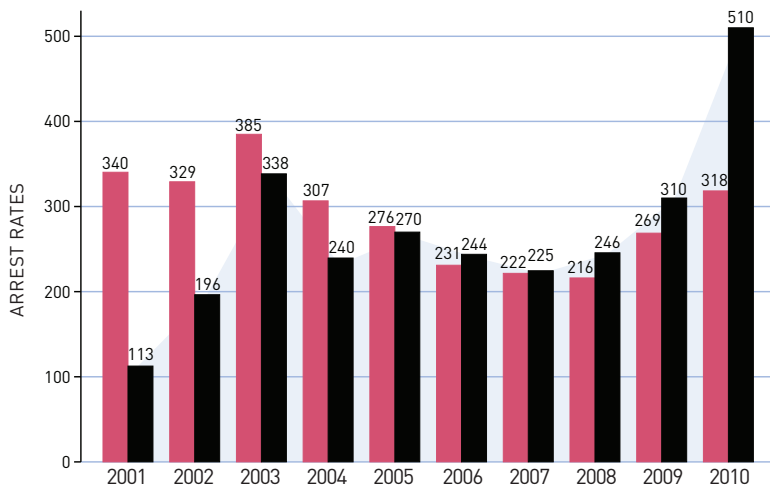


Counties with the largest population

Includes all counties, listed in order of size



Statewide marijuana possession arrest rates 2001-2010



White arrest rate
Black arrest rate

Source: FBI / Uniform Crime Reporting Program Data and U.S. Census Data
*All arrest rates are per 100,000 and based on 2010 data

Arrest Rates



All counties with racial disparities above the national average (3.73)



Cost

Money spent enforcing marijuana possession laws in 2010: **\$8,466,300**

Drug Arrests by Offense in 2010

