CONFIDENTIAL AND PROPRIETARY PROPERTY OF
ELLIOTT BAY DESIGN GROUP, LLC
MAY NOT BE USED FOR CONSTRUCTION OR PROVIDED TO
ANY THIRD PARTIES WITHOUT PRIOR WRITTEN CONSENT.
© 2026 ELLIOTT BAY DESIGN GROUP.

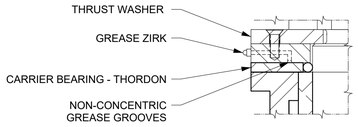

DETAIL 1-3D
THRUST WASHER
SCALE: 3"=1'-0"

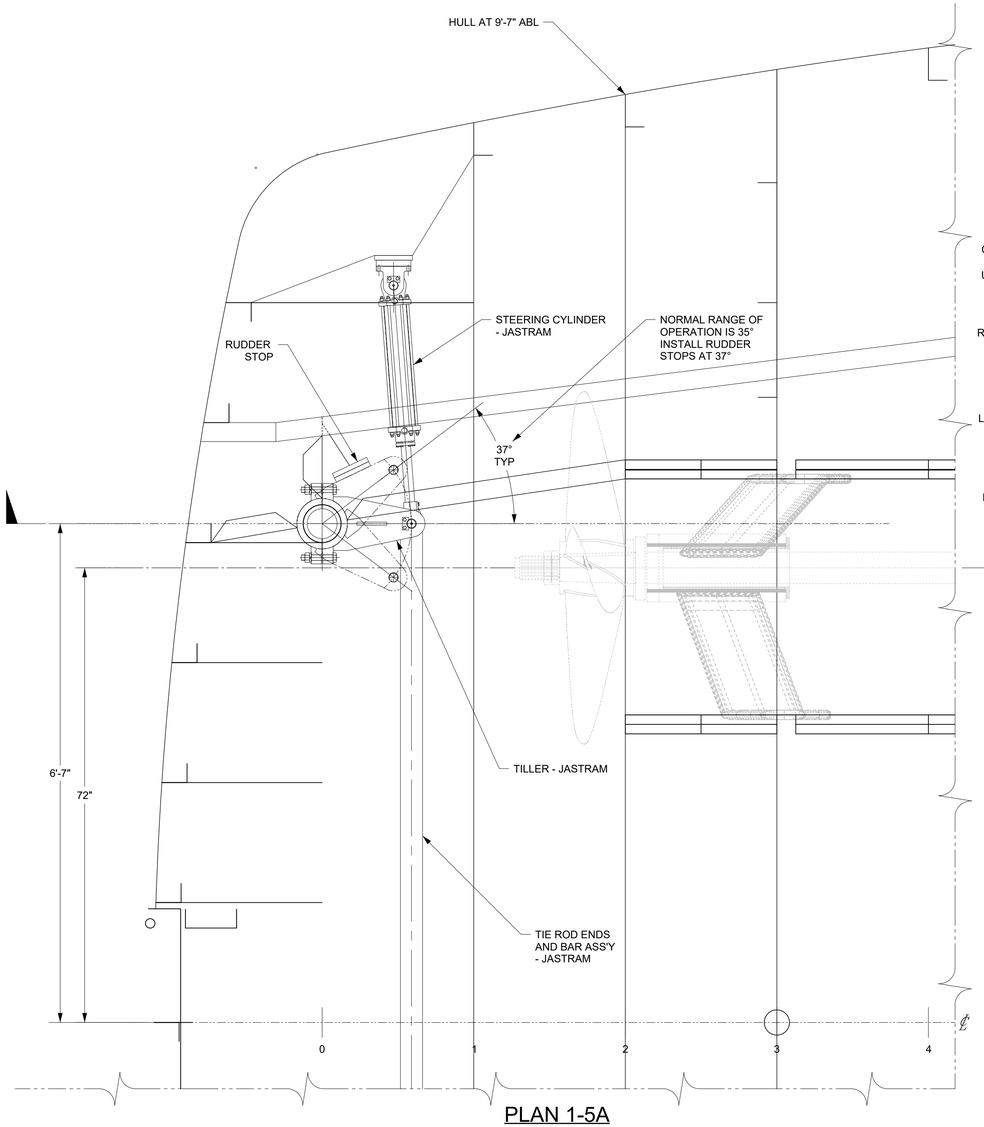

PLAN 1-5A
RUDDER ARRANGEMENT
PORT SHOWN/STBD OPP
SCALE: 1"=1'-0"

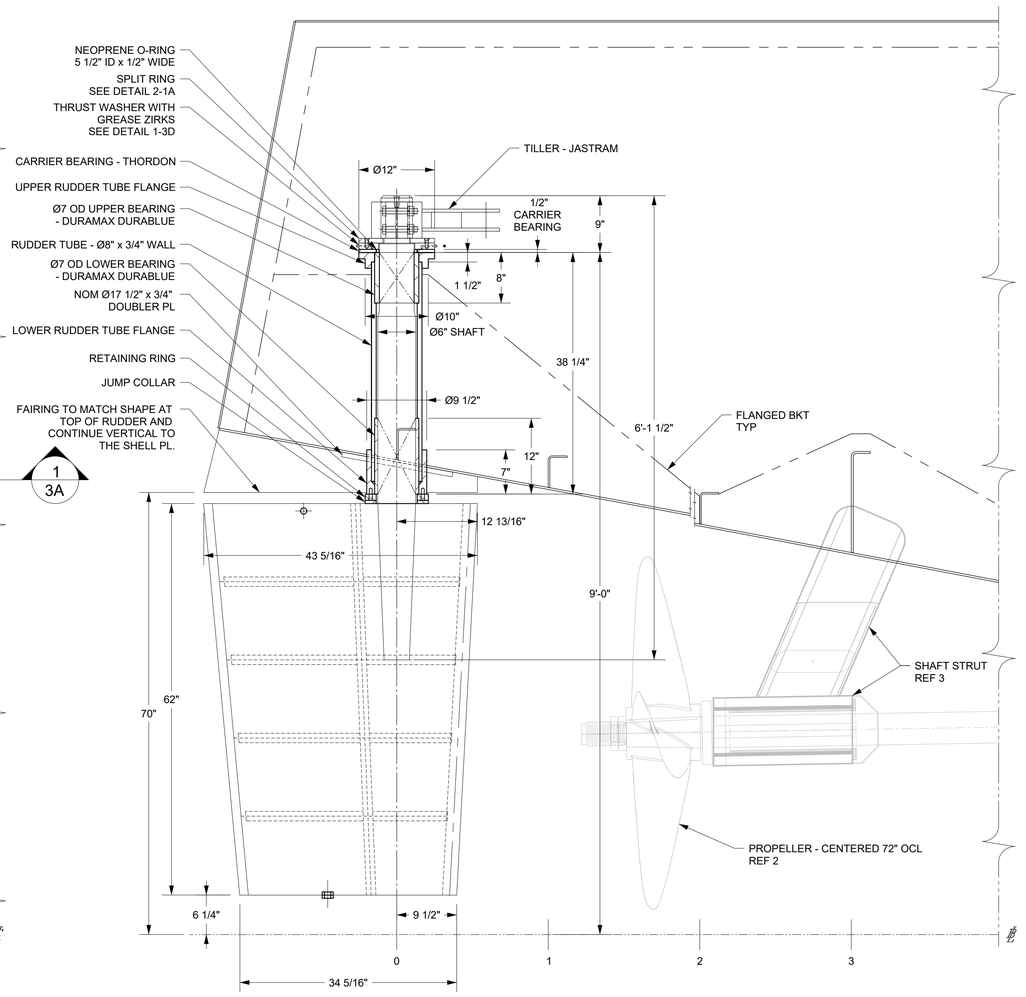

ELEVATION 1-3A
RUDDER ARRANGEMENT
PORT SHOWN/STBD OPP
SCALE: 1"=1'-0"

PATRICK T. EBERHART
STATE OF WASHINGTON
Patrick Eberhart
29610
REGISTERED
PROFESSIONAL ENGINEER
10/20/2026

REVISION HISTORY

REV	ZONE	DESCRIPTION	DWN	DATE	APVD

GENERAL NOTES

GENERAL
1. THIS DRAWING PROVIDES CONTRACT GUIDANCE FOR THE CONSTRUCTION OF A NEW 91'-7" x 27'-6" x 12'-2" PATROL VESSEL FOR THE ALASKA WILDLIFE TROOPERS ALONG WITH THE CONTRACT SPECIFICATION (REF 1). THIS DRAWING SHALL NOT BE USED FOR THE CONSTRUCTION OF ADDITIONAL VESSELS.

REGULATORY
2. WHILE THE VESSEL IS UNINSPECTED BY USCG, ALL MATERIALS AND WORKMANSHIP SHALL BE IN ACCORDANCE WITH 46 CFR SUBCHAPTER T. STEEL STRUCTURE SHALL BE CONSTRUCTED TO ABS RULES FOR CONSTRUCTION AND CLASSIFICATION OF STEEL VESSELS UNDER 61 METERS (200 FEET) IN LENGTH. ALUMINUM STRUCTURE SHALL BE CONSTRUCTED IN ACCORDANCE WITH CHAPTER 5 OF THE ABS RULES FOR MATERIALS AND WELDING (PART 2).

DESIGN
3. THIS DRAWING IS A GUIDENCE DRAWING. CONTRACTOR SHALL FURTHER DEVELOP THE DETAILS OF THIS SYSTEM IN COLABORATION WITH THE STEERING EQUIPMENT VENDOR, TO THE SATISFACTION OF THE OWNER. CONTRACTOR SHALL PROVIDE ADDITIONAL DESIGN INFORMATION TO THE OWNER FOR APPOVAL PRIOR TO FABRICATION. SEE REFERENCE 1.

4. ADDITIONAL STEERING PERFORMANCE AND EQUIPMENT REQUIREMENTS ARE LOCATED IN REFERENCE 1.

DETAILS
5. FRAME SPACING IS 24" UNLESS OTHERWISE NOTED.

6. ALL MATERIAL IS A36 STEEL UNLESS OTHERWISE NOTED.

7. WELDING. WELDING OF RUDDER STRUCTURE AND ADJACENT HULL STRUCTURE SHALL BE MADE BY DOUBLE CONTINOUS FILLET WELDING.

8. AFTER FABRICATION, INACCESABLE SPACES IN RUDDER AND RUDDER FAIRING SHALL BE PRESSURE TESTED AND THEN FLOAT COATED WITH A CORROSION RESISTANT COATING SYSTEM, TO THE SATISFACTION OF THE OWNER.

REFERENCES

1. 24065-200-832-0	TECHNICAL SPECIFICATION
2. 24065-200-243-0	SHAFTING ARRANGEMENTS
3. 24065-200-120-0	HULL STRUCTURE

ELLIOTT BAY DESIGN GROUP

CLIENT	ALASKA WILDLIFE TROOPER ANCHORAGE, AK
PROJECT	Large Class Enforecement Vessel
TITLE	STEERING AND RUDDER ARRANGEMENT AND DETAILS
DWN	JEH
CHK	PTE
APVD	PTE
DATE	10/19/2026
SIZE	D
DWG NO.	24065-200-562-0
REV	-
SHEET	1 OF 2
SCALE	AS NOTED

10/19/2026 5:28:03

CONFIDENTIAL AND PROPRIETARY PROPERTY OF
ELLIOTT BAY DESIGN GROUP, LLC
MAY NOT BE USED FOR CONSTRUCTION OR PROVIDED TO
ANY THIRD PARTIES WITHOUT PRIOR WRITTEN CONSENT.
© 2026 ELLIOTT BAY DESIGN GROUP.

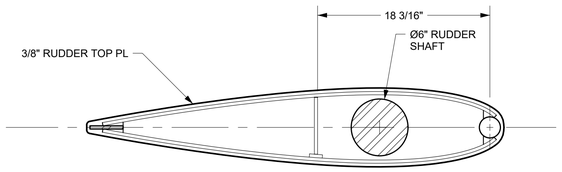

SECTION 2-5C
FOIL AT RUDDER BOTTOM PL
SCALE: 1 1/2"=1'-0"

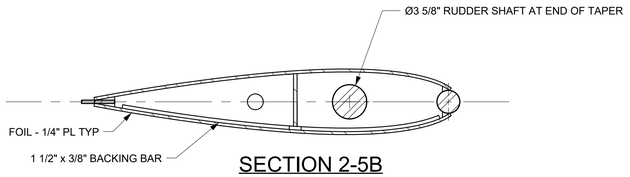

SECTION 2-5B
FOIL AT RUDDER BOTTOM PL
SCALE: 1 1/2"=1'-0"

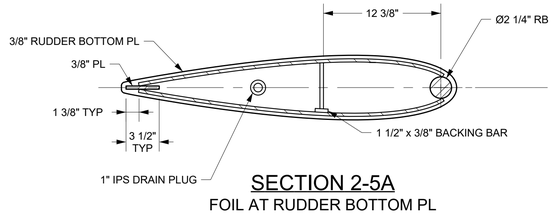

SECTION 2-5A
FOIL AT RUDDER BOTTOM PL
SCALE: 1 1/2"=1'-0"

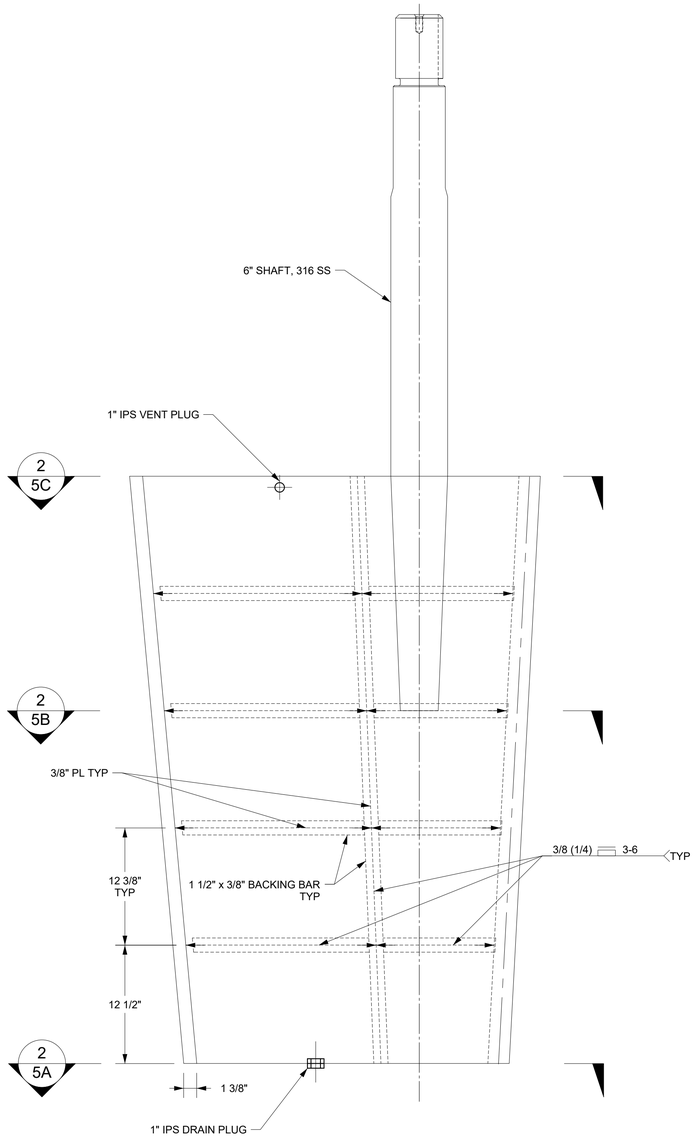

ELEVATION 2-4A
RUDDER
SCALE: 1 1/2"=1'-0"

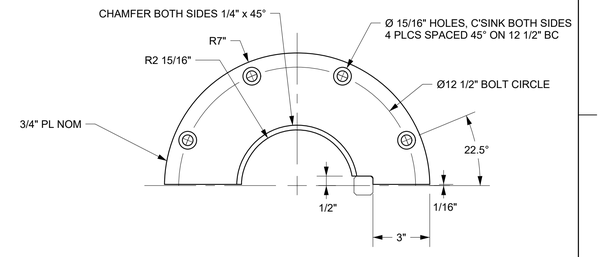

DETAIL 2-1A
SPLIT RING HALF
TWO REQD PER RUDDER
SCALE: 3"=1'-0"

PATRICK T. EBERHART
STATE OF WASHINGTON
29610
REGISTERED PROFESSIONAL ENGINEER
10/20/2026

SIZE	DWG NO.	REV	SHEET 2 OF 2
D	24065-200-562-0	-	SCALE AS NOTED

10/19/2026 5:28:03