

STATE OF ALASKA  
DEPARTMENT OF TRANSPORTATION AND PUBLIC FACILITIES  
SOUTHCOAST REGION



QUOTE DOCUMENTS

PROJECT: KTN Lewis Reef Road Tunnel Lighting & Fire  
Suppression System CONTRACT NO.: SPC25263015/SFHWHY00687

Up to date and additional information is available on the web at (<http://dot.alaska.gov>). Under the Section called "Find it Fast!" select **DOT&PF Public Notices.** Look through the section called "Procurement" for the Invitation to Quotes

AS-ADVERTISED DATE: 1/8/2025

## TABLE OF CONTENTS

1. <u>Special Notice to Bidders</u>	(1 Page)
2. <u>Bid Notices</u>	
Required Documents	(1 Page)
3. <u>Forms</u>	
<u>Invitation for Quotes</u>	(3 Pages)
Quote Submittal	(1 Page)
Bid Schedule	(1 Page)
Non-Collusion Affidavit	(1 Page)
Bid Bond	(2 Pages)
4. <u>Award Forms</u>	
Offeror's Questionnaire	(2 Pages)
<i>Subcontractor List</i>	(2 Pages)
Notice of Award	(3 Pages)
Notice to Proceed	(1 Page)
Payment Bond	(2 Pages)
Performance Bond	(2 Pages)
5. <u>Contract Specifications</u>	
Plans	
Standard Modifications and Special Provisions	
6. <u>Supplemental Information to Bidders</u>	
As-Builts 2007-2009	
Photos	

**SPECIAL NOTICE  
TO  
BIDDERS**

1.) The bidder shall [MUST] have a valid Alaska business license at the time the contract is awarded. To qualify as an Alaska bidder under AS 36.30.321, a bidder shall have a valid Alaska business license at the time designated in the invitation for quotes for quote opening. Bidders are required to submit evidence of a valid Alaska Business License in accordance with AS 43.70.020 and 12 AAC 12.020.

**Section 102**

**102-1.01 Qualification of Bidders** requires a registered electrical administrator for this project. Bidders must be registered as an Electrical Administrator or employ a person whose Electrical Administrator's license is assigned to the bidder at the time designated for bid opening. This requirement cannot be met by a subcontractor.

## REQUIRED DOCUMENTS

### Required for Quote

**Quotes will not be considered** if the following documents are not completely filled out/signed and submitted at the time of bidding.

1. **Quote Submittal** - Bidder must sign form.
2. **Bid Schedule** – Bidder must submit with Form SPC002
3. **Non-Collusion Affidavit**
4. **Alaska Business License** – (AS 36.30.110) - **To qualify as an Alaska bidder under AS 36.30.321, a bidder shall have a valid Alaska business license at the time of quote opening.** (License information; contact State of Alaska, Department of Commerce, Community and Economic Development) (<http://www.commerce.state.ak.us/occ/home.htm>)
5. **Bid Bond** – If Basic Bid is equal or greater than \$100,000.00

### Required After Notice of Apparent Low Bidder

The apparent low bidder is required to complete and submit the following document within 5 working days after receipt of written notification.

1. **Subcontractor List** – AS 36.30.115
2. **Offeror's Questionnaire**

### Required for Award

**In order to be awarded the contract**, the successful bidder must completely fill out and submit the following documents within the time specified in the intent to award letter:

1. **Payment & Performance Bonds** – Required if the award amount is in excess of \$100,000.00
2. **Certificate of Insurance** - In accordance with Appendix B Indemnity & Insurance
3. **Contractors License**
4. **Alaska Business License** – (AS 36.30.110) - (License information; contact State of Alaska, Department of Commerce, Community and Economic Development) (<http://www.commerce.state.ak.us/occ/home.htm>)
5. A bidder for a construction contract shall also submit proof of the bidder's registration under AS 08.18 before the contract may be awarded.



**STATE OF ALASKA  
DEPARTMENT OF TRANSPORTATION AND PUBLIC FACILITIES**

**INVITATION FOR QUOTES FOR  
A SMALL PROCUREMENT  
(CONSTRUCTION RELATED)**

[per AS 36.30.320(a)]

Project Name & No.: <u>KTN Lewis Reef Road Tunnel Lighting</u> & Fire Suppression System: <u>SPC25263015/SFHWHY00687</u> Location: <u>Ketchikan, Alaska</u>	Procurement Agency and Address: <u>State of Alaska</u> <u>Department of Transportation &amp; Public Facilities</u> <u>6860 Glacier Highway</u> <u>Juneau, Alaska 99801</u>
---	--

Procurement Officer: <u>Christopher Goins, P.E. Southcoast Regional Director</u>	Date of Issuance: <u>January 8, 2026</u>
--	--

**DESCRIPTION OF WORK, REQUIRED COMPLETION DATE, LISTING OF ATTACHMENTS:** [ ]  
 Repair and refurbish existing electrical lighting and fire suppression systems within the Lewis Reef Road tunnel corridor. This tunnel extends underneath the existing Ketchikan Airport runway and accesses the Gravina Island road system. Existing systems have significantly deteriorated and are not properly functioning.

The Project cost estimate is:  under \$10,000  \$10,000 - \$50,000  \$50,001 - \$100,000  \$100,001 - \$200,000<sup>1,2</sup>  
 1. Quotes in excess of \$200,000 will be deemed non-responsive. 2. Any project in excess of \$100,000 must be bonded.  
 Davis-Bacon Wages (Title 36.05): are  are not  required on this project.

The following insurance coverages are required:  Workers Comp  General Liability  Automobile

**Bonding Requirement:**  
 Bid Bond (25D-14), Payment Bond (SPC-005) Performance Bond (SPC-006) & are  are not  required on this project.  
**Any quote in excess of \$100,000 must be bonded.**

Quotes for furnishing all labor, equipment and materials and performing all work for the above Project are invited. To be eligible for consideration, quotes must be received before 4PM local time on the 16th day of January 2026. Late quotes cannot be accepted. Disadvantaged Business Enterprises (DBE's) may submit quotes and will not be discriminated against on the grounds of race, color, national origin or sex in consideration for an Award which results from this invitation. Any errors, omissions, or questions pertaining to solicitation procedures or Project requirements, requests for additional documents, or inquiries pertaining to site conditions or scheduled visits must be made to: Kirk Miller, P.E.  
 Title: Pre-Construction Engineer, at: Kirk.Miller@Alaska.gov  
 Telephone: (907) 465-1215

Applicable provisions of AS 36.30 and 2 AAC 12 govern this solicitation.

**SUBMITTAL OF QUOTES:** Quotes for this Project must be submitted in the manner noted below. All Offerors must familiarize themselves with the *Instructions to Offerors*, page 2 of this form, prior to submitting their quote.

- VERBAL QUOTES SHALL BE GIVEN TO \_\_\_\_\_ AT THE ABOVE NOTED TELEPHONE NUMBER, PRIOR TO THE STATED DEADLINE. (See above **Bonding Requirements**.)
- WRITTEN QUOTES, INCLUDING AMENDMENTS OR WITHDRAWALS, MUST BE RECEIVED PRIOR TO THE ABOVE NOTED DEADLINE. QUOTES MUST BE SUBMITTED ON FORM SPC-002, QUOTE SUBMITTAL, ATTACHED. (See above **Bonding Requirements**.)

Written quotes may be submitted by electronically, hand delivered, or mailed in a sealed envelope. Confidentiality is only assured for sealed quotes. Mailed quotes must allow time for delivery and the envelope must be marked as follows:

<b><u>Quote for Project:</u></b>	<b><u>Procurement Agency Address:</u></b>
Name: <u>KTN Lewis Reef Road Tunnel Lighting &amp; Fire</u>	<u>State of Alaska, DOT &amp; PF</u>
Number: <u>SPC25263015/SFHWHY00687</u>	<u>6860 Glacier Highway Juneau, AK. 99801</u>
Attn: <u>Jenny Huntley, SR Chief of Contracts</u>	<u>srdotpfcontracts@alaska.gov</u>

Quote amendments or withdrawals must be made in writing to the individual of the Procurement Agency receiving the quotes, and must be received prior to the time for quote submittal. **Quotes should reference SPC25263015 in the email subject line or on any envelopes.**



STATE OF ALASKA  
DEPARTMENT OF TRANSPORTATION AND PUBLIC FACILITIES

INVITATION FOR QUOTES FOR  
A SMALL PROCUREMENT  
(CONSTRUCTION RELATED)

INSTRUCTIONS TO OFFERORS

The State of Alaska desires that all Offerors submitting quotes on construction contracts are given a fair and equal opportunity to compete. Offerors are required to follow these instructions:

**REVIEW THE PROJECT DOCUMENTS:** Most construction Projects in excess of \$1,000 will have some type of written documentation prepared expressly for the Work. If you are asked to submit a quote and no written information has been provided, you should ask the procurement Agency for written documentation. If the scope of services have been described to you verbally, and you are selected for Contract Award, you must ensure that the information of the services to be performed (scope of work) is put in writing prior to accepting the Contract. When providing a Quote, carefully review and consider all materials related to the solicitation and work of the contract. **By submitting a quote the Offeror warrants that they are familiar with the Project requirements, have visited or otherwise examined the site, and are aware of the conditions to be encountered.** Offeror's can verify the contents and completeness of their quote documents by contacting the procurement Agency individual named on the front of this form.

**SUBMITTING THE QUOTE:** The Quote must be submitted in one of the following formats as called for in the Invitation:

1. **ORALLY** - if a verbal quote is solicited, the Offeror must provide, in addition to their quote amount and mailing address -- (1) their valid Alaska Business License number, (2) if applicable, a valid Contractor's Registration number, (3) their status as an Alaskan Bidder (Offeror), (4) their intended use of Alaskan products, (5) the carrier's name and policy number for their Workers' Comp Insurance (or a statement of sole proprietorship, if applicable), and (6) the Employer (Tax) Identification Number or Social Security Number. The Procurement Agency will enter this information on the quote schedule.

2. **WRITTEN** - if a written quote is solicited, the Offeror must complete, in ink or typewritten, the *Small Procurement Quote Submittal*, Form SPC-002. Failure to acknowledge receipt of addenda or to execute the form correctly and completely may disqualify the quote.

**NOTE:** The Department of Labor requires an Offeror to be licensed and registered for the required type of work prior to submitting a quote. If the procurement Agency determines the Offeror is improperly registered or licensed, their quote may be deemed nonresponsive.

**SUBCONTRACTOR LISTING:** Subcontractors intended to be utilized on this contract must be listed in the response to the solicitation. Work shall not be awarded to any subcontractor without prior approval from the procurement Agency. Subcontractors may be added or removed only as approved by the procurement Agency.

**DETERMINATION OF THE LOWEST RESPONSIBLE QUOTE AND CONTRACT AWARD:** Following receipt and determination of all **responsive** oral, written or sealed quotes, the procurement Agency will compare the quotes and determine the lowest Offeror. If the procurement Agency discovers a discrepancy between the unit price amount and the extended amount; the unit price amount will prevail. Conditioned quotes, unless expressly requested, will not be considered. When the quote schedule is composed of a basic amount with alternates, the procurement Agency will base its determination of the low quote and the amount of the Contract Award solely upon those quotes, basic and alternates, that are priced within the extent of available construction funds. Alternates will be considered for Award in the order listed, except that if the order of Offerors is not affected, the Award may include any combination of funded alternates, or none, as may be in the best interest of the procurement Agency.

When determining the lowest quote, the procurement Agency will also give a 5% Alaska Offeror's preference and an appropriate Alaska Products preference to quotes designating the applicability of a preference. To qualify for the Offeror's preference (per AS 36.30.170) the Offeror **must** (1) hold a current Alaska Business License, (2) submit the quote under the name appearing on the license, (3) have staffed and maintained a place of business within Alaska for the previous six months and (4) be incorporated or qualified to do business under the laws of the State. In addition, if the Offeror is a partnership or joint venture, all parties must meet the criteria to be eligible for the preference. A booklet fully describing the Alaska Preferences (Bidder, Offeror, Product, Disabilities, Veteran) program is available at <http://doa.alaska.gov/dgs/pdf/pref2.pdf>. A detailed description of the Alaska Products Preference Program is available at <http://www.commerce.state.ak.us/ded/dev/prodpref/prodpref.htm>.

The procurement Agency will make a determination of **responsibility** as required by 2 AAC 12.500. If the lowest Offeror is declared responsible, the procurement Agency will execute the *Notice of Award / Notice to Proceed*, Form SPC-003, and send it to the Offeror for acknowledgement. If the lowest Offeror is found to be nonresponsive, this process will be repeated with the second lowest Offeror -- and so on until the lowest responsive and responsible Offeror is determined.

**NOTICE OF AWARD AND PROTEST:** A written notice will be provided on all Awards exceeding \$ 25,000 (2 AAC 12.400(h)). All protests must be filed with the Commissioner of the procurement Agency (or designee) and copied to the Procurement Officer. Protest procedures are described in AS 36.30.560 and 2 AAC 12.695. The extent of the protest remedy is limited to quote preparation costs (AS 36.30.585).

## **INDEMNITY AND INSURANCE – The following insurance is required for all construction contracts:**

### **Article 1. Indemnification**

The Contractor shall indemnify, hold harmless, and defend the contracting agency from and against any claim of, or liability for error, omission or negligent act of the Contractor under this agreement. The Contractor shall not be required to indemnify the contracting agency for a claim of, or liability for, the independent negligence of the contracting agency. If there is a claim of, or liability for, the joint negligent error or omission of the Contractor and the independent negligence of the Contracting agency, the indemnification and hold harmless obligation shall be apportioned on a comparative fault basis. "Contractor" and "Contracting agency", as used within this and the following article, include the employees, agents and other contractors who are directly responsible, respectively, to each. The term "independent negligence" is negligence other than in the Contracting agency's selection, administration, monitoring, or controlling of the Contractor and in approving or accepting the Contractor's work.

### **Article 2. Insurance**

Without limiting Contractor's indemnification, it is agreed that Contractor shall purchase at its own expense and maintain in force at all times during the performance of services under this agreement the following policies of insurance. Where specific limits are shown, it is understood that they shall be the minimum acceptable limits. If the Contractor's policy contains higher limits, the state shall be entitled to coverage to the extent of such higher limits. Certificates of Insurance must be furnished to the Contracting Officer prior to beginning work and must provide for a notice of cancellation, nonrenewal, or material change of conditions in accordance with policy provisions. Failure to furnish satisfactory evidence of insurance or lapse of the policy is a material breach of this contract and shall be grounds for termination of the Contractor's services. All insurance policies shall comply with, and be issued by insurers licensed to transact the business of insurance under AS 21.

**2.1 Workers' Compensation Insurance:** The Contractor shall provide and maintain, for all employees engaged in work under this contract, coverage as required by AS 23.30.045, and; where applicable, any other statutory obligations including but not limited to Federal U.S.L. & H. and Jones Act requirements. The policy must waive subrogation against the State.

**2.2 Commercial General Liability Insurance:** covering all business premises and operations used by the Contractor in the performance of services under this agreement with minimum coverage limits of \$300,000 combined single limit per claim.

**2.3 Commercial Automobile Liability Insurance:** covering all vehicles used by the Contractor in the performance of services under this agreement with minimum coverage limits of \$300,000 combined single limit per claim.



**STATE OF ALASKA  
DEPARTMENT OF TRANSPORTATION AND PUBLIC FACILITIES**

**SMALL PROCUREMENT QUOTE SUBMITTAL  
(CONSTRUCTION RELATED)**

[per AS 36.30.320(a)]

Project Name & No.: <u>KTN Lewis Reef Road Tunnel Lighting &amp; Fire Suppression System Rehabilitation: SPC25263015/SFHwy00687</u> Location: <u>Ketchikan, Alaska</u>	Procurement Agency and Address: <u>State of Alaska</u> <u>Department of Transportation &amp; Public Facilities</u> <u>6860 Glacier Highway</u> <u>Juneau, Alaska 99801</u>
---	--

Procurement Officer: <b>Christopher Goins, P.E., Regional Director</b>	Date of Issuance: <b>1/8/2026</b> Bid is Due: <b>4 PM 1/16/2026</b>
--	--

**QUOTE:** Offerors must read all attachments to this schedule.

**The work as described in the IFQ shall be performed for:**

ITEM	DESCRIPTION	UNIT BID PRICE	ESTIMATED QUANTITY	BASIC BID AMOUNT
<b>SEE ATTACHED BID SCHEDULE</b>				

I have reviewed the bid documents, with addenda \_\_\_\_\_, and understand the scope of services and conditions required for Project number \_\_\_\_\_. I agree to furnish all necessary labor, materials, and equipment for the above amount(s). The Work shall be accomplished in a professional manner acceptable to the Procurement Officer.

Contractor \_\_\_\_\_ Contractor Reg. No. \_\_\_\_\_

Authorized Signature \_\_\_\_\_ Title \_\_\_\_\_

Address \_\_\_\_\_

Business License # \_\_\_\_\_ EIN or SSN \_\_\_\_\_ Phone # \_\_\_\_\_

.....

Procurement Officer: \_\_\_\_\_

Date of Receipt of Bid: \_\_\_\_\_

STATE OF ALASKA  
DEPARTMENT OF TRANSPORTATION  
AND PUBLIC FACILITIES

Proposal ID: SPC25263015/SFHWHY00687  
Federal #: 3314

**Bid Schedule**

Basic Bid

Prop Line #	Item Number	Item Description	Quantity	Unit	Unit Bid Price	Amount Bid
10	640.0001.0000	Mobilization and Demobilization		Lump Sum		
20	640.0004.0000	Worker Meals and Lodging, or Per Diem		Lump Sum		
30	643.0002.0000	Traffic Maintenance		Lump Sum		
40	660.0012.0000	Underpass Lighting System Complete		Lump Sum		
50	691.2001.0000	Fire Detection & Alarm System		Lump Sum		

**Bid Total:** \$ \_\_\_\_\_

Vendor ID: \_\_\_\_\_





STATE OF ALASKA  
DEPARTMENT OF TRANSPORTATION AND PUBLIC FACILITIES

**BID BOND**

For

KTN Lewis Reef Road Tunnel Lighting & Fire Suppression; SPC25263015/SFHWHY00687  
Project Name and Number

DATE BOND EXECUTED: \_\_\_\_\_

PRINCIPAL (Legal name and business address):

TYPE OF ORGANIZATION:

	<input type="checkbox"/> Individual	<input type="checkbox"/> Partnership
	<input type="checkbox"/> Joint Venture	<input type="checkbox"/> Corporation
STATE OF INCORPORATION:		

SURETY(IES) (Name and business address):

<b>A.</b>	<b>B.</b>	<b>C.</b>
PENAL SUM OF BOND:		DATE OF BID:

We, the PRINCIPAL and SURETY above named, are held and firmly bound to the State (State of Alaska), in the penal sum of the amount stated above, for the payment of which sum will be made, we bind ourselves and our legal representatives and successors, jointly and severally, by this instrument.

THE CONDITION OF THE FOREGOING OBLIGATION is that the Principal has submitted the accompanying bid in writing, date as shown above, on the above-referenced Project in accordance with contract documents filed in the office of the Contracting Officer, and under the Invitation for Bids therefor, and is required to furnish a bond in the amount stated above.

If the Principal's bid is accepted and he is offered the proposed contract for award, and if the Principal fails to enter into the contract, then the obligation to the State created by this bond shall be in full force and effect.

If the Principal enters into the contract, then the foregoing obligation is null and void.

**PRINCIPAL**

Signature(s)	1.	2.	3.
Name(s) & Title(s) (Typed)	1.	2.	3.

Corporate Seal

See Instructions on Reverse

**CORPORATE SURETY(IES)**

<b>Surety A</b>	Name of Corporation	State of Incorporation	Liability Limit \$
Signature(s)	1.	2.	Corporate Seal
Name(s) & Titles (Typed)	1.	2.	

<b>Surety B</b>	Name of Corporation	State of Incorporation	Liability Limit \$
Signature(s)	1.	2.	Corporate Seal
Name(s) & Titles (Typed)	1.	2.	

<b>Surety C</b>	Name of Corporation	State of Incorporation	Liability Limit \$
Signature(s)	1.	2.	Corporate Seal
Name(s) & Titles (Typed)	1.	2.	

**INSTRUCTIONS**

1. This form shall be used whenever a bid bond is submitted.
2. Insert the full legal name and business address of the Principal in the space designated. If the Principal is a partnership or joint venture, the names of all principal parties must be included (e.g., "Smith Construction, Inc. and Jones Contracting, Inc. DBA Smith/Jones Builders, a joint venture"). If the Principal is a corporation, the name of the state in which incorporated shall be inserted in the space provided.
3. Insert the full legal name and business address of the Surety in the space designated. The Surety on the bond may be any corporation or partnership authorized to do business in Alaska as an insurer under AS 21.09. Individual sureties will not be accepted.
4. The penal amount of the bond may be shown either as an amount (in words and figures) or as a percent of the contract bid price (a not-to-exceed amount may be included).
5. The scheduled bid opening date shall be entered in the space marked Date of Bid.
6. The bond shall be executed by authorized representatives of the Principal and Surety. Corporations executing the bond shall also affix their corporate seal.
7. Any person signing in a representative capacity (e.g., an attorney-in-fact) must furnish evidence of authority if that representative is not a member of the firm, partnership, or joint venture, or an officer of the corporation involved.
8. The states of incorporation and the limits of liability of each surety shall be indicated in the spaces provided.
9. The date that bond is executed must not be later than the bid opening date.



2. What percent of the total value of this contract do you intend to subcontract? \_\_\_\_\_ %

3. Do you propose to purchase any equipment for use on this project?  
 No  Yes If YES, describe type, quantity, and approximate cost:

---

---

---

4. Do you propose to rent any equipment for this work?  
 No  Yes If YES, describe type and quantity:

---

---

---

5. Is your bid based on firm offers for all materials necessary for this project?  
 Yes  No If NO, please explain:

---

---

---

**C. EXPERIENCE**

1. Have you had previous construction contracts or subcontracts with the State of Alaska?  
 Yes  No

Describe the most recent or current contract, its completion date, and scope of work:

---

---

---

---

2. List, as an attachment to this questionnaire, other construction projects you have completed, the dates of completion, scope of work, and total contract amount for each project completed in the past 12 months.

**I hereby certify that the above statements are true and complete.**

\_\_\_\_\_  
**Name of Contractor**

\_\_\_\_\_  
**Name and Title of Person Signing**

\_\_\_\_\_  
**Signature**

\_\_\_\_\_  
**Date**



STATE OF ALASKA  
DEPARTMENT OF TRANSPORTATION AND PUBLIC FACILITIES

**SUBCONTRACTOR LIST**

**KTN Lewis Reef Road Tunnel Lighting & Fire Suppression; SPC25263015/SFHWHY00687**

**Project Name and Number**

The apparent low bidder shall complete this form and submit it so as to be received by the Contracting Officer prior to the close of business on the fifth working day after receipt of written notice from the Department.

An apparent low bidder who fails to submit a completed Subcontractor List form within the time allowed will be declared nonresponsible and may be required to forfeit the bid security.

Scope of work must be clearly defined. If an item of work is to be performed by more than one firm, indicate the portion or percent of work to be done by each.

**Check as applicable:**     All Work on the above-referenced project will be accomplished without subcontracts

Or

List all first tier Subcontractors as follows:

FIRM NAME, ADDRESS, PHONE NO.	AK BUSINESS LICENSE NO., CONTRACTOR'S REGISTRATION NO.	SCOPE OF WORK TO BE PERFORMED

CONTINUE SUBCONTRACTOR INFORMATION ON REVERSE

For projects with federal-aid funding, I hereby certify Alaska Business Licenses and Contractor Registrations will be valid for all subcontractors prior to award of the subcontract. For projects without federal-aid funding (State funding only), I hereby certify the listed Alaska Business Licenses and Contractor Registrations were valid at the time bids were opened for this project.

\_\_\_\_\_  
**Signature of Authorized Company Representative**

\_\_\_\_\_  
**Title**

\_\_\_\_\_  
**Company Name**

\_\_\_\_\_  
**Company Address (Street or PO Box, City, State, Zip)**

\_\_\_\_\_  
**Date**

\_\_\_\_\_  
**Phone Number**





**STATE OF ALASKA  
DEPARTMENT OF TRANSPORTATION AND PUBLIC FACILITIES**

**NOTICE OF AWARD (NOA)  
SMALL PROCUREMENT CONTRACT  
(CONSTRUCTION RELATED)**

[per AS 36.30.320]

Project Name & No.: <u>KTN Lewis Reef Road Tunnel Lighting &amp; Fire Suppression System Rehabilitation, Project No. SPC25263015/SFHWHY00687</u> Location: <u>Ketchikan, Alaska</u>	Procurement Agency and Address: <u>State of Alaska</u> <u>Department of Transportation &amp; Public Facilities</u> <u>6860 Glacier Highway</u> <u>Juneau, AK 99801</u> <a href="mailto:srdotpfcontracts@alaska.gov">srdotpfcontracts@alaska.gov</a>
Procurement Officer's Signature: <u>Christopher Goins, P.E.</u> DOT & PF Southcoast Regional Director	Date of Issuance: _____

\*\*\*\*\*

<b>TO:</b> _____	<b>FOR:</b> Work related to Basic Bid of: <u>KTN Lewis Reef Road Tunnel Lighting &amp; Fire Suppression System Rehabilitation</u> , including the basic quote and alternate quote item(s): <u>N/A</u>  <u><b>Bonds Required for quotes exceeding \$100,000.00</b></u>	<table border="1"> <tr> <th align="left" colspan="2">The Contractor Must Submit:</th> </tr> <tr> <td>Insurance*</td> <td align="right"><input checked="" type="checkbox"/></td> </tr> <tr> <td>Bonding*</td> <td align="right"><input type="checkbox"/></td> </tr> <tr> <td>Certified Wages*</td> <td align="right"><input checked="" type="checkbox"/></td> </tr> <tr> <td>Dept. of Labor (Notice of Work)*</td> <td align="right"><input checked="" type="checkbox"/></td> </tr> <tr> <td>Subcontractor List*</td> <td align="right"><input checked="" type="checkbox"/></td> </tr> </table> <p>* Comments as applicable:</p>	The Contractor Must Submit:		Insurance*	<input checked="" type="checkbox"/>	Bonding*	<input type="checkbox"/>	Certified Wages*	<input checked="" type="checkbox"/>	Dept. of Labor (Notice of Work)*	<input checked="" type="checkbox"/>	Subcontractor List*	<input checked="" type="checkbox"/>
The Contractor Must Submit:														
Insurance*	<input checked="" type="checkbox"/>													
Bonding*	<input type="checkbox"/>													
Certified Wages*	<input checked="" type="checkbox"/>													
Dept. of Labor (Notice of Work)*	<input checked="" type="checkbox"/>													
Subcontractor List*	<input checked="" type="checkbox"/>													
<p>.....</p> <p>Your quote in the amount of _____ submitted on <u>January 16, 2026</u> is accepted for performance of the Work described in the attached Estimate and Scope of Work, which are a part of this Contract.</p> <p>The Contractor must sign, date, and return this document to the <i>procurement</i> address shown above. The Procurement Officer will then sign and return a copy to the Contractor, and the Award will be deemed made. The Work of this contract may not commence until the Notice to Proceed (NTP) is issued.</p> <p>Contractor's Signature of Contract Award Acceptance: _____ Date : _____</p>														
<p><b>NOTICE TO UNSELECTED OFFERORS ON PROJECTS OVER \$50,000</b></p>														
<p>In accordance with the protest rights afforded under 2 AAC 12.400(d)(2)(B) &amp; (3), a copy of this Notice of Award is hereby provided to those individuals and businesses who submitted a response to the initial solicitation on which this award is made.</p>														



STATE OF ALASKA  
DEPARTMENT OF TRANSPORTATION AND PUBLIC FACILITIES

NOTICE OF AWARD (NOA)  
SMALL PROCUREMENT CONTRACT  
(CONSTRUCTION RELATED)

GENERAL CONDITIONS

[Construction Procurement under AS 36.30.320]

These terms, conditions and requirements apply to the Contract Documents describing the Work for the Project. If any provision of these Contract Documents is declared by a court to be illegal or in conflict with any law, the validity of the remaining provisions and the ensuing rights and obligations of the Parties to the contract shall not be affected.

Whenever used in these Contract Documents, the following terms shall have the indicated meaning. Any term not so defined shall have its ordinary meaning.

- **Approved or Approval** - means written approval by the Procurement Officer or authorized representative.
- **Award** - means the written acceptance of the lowest responsive and responsible quote by the Procurement Agency.
- **Contract Documents** - includes the *Invitation for Quotes for a Small Procurement*, Form SPC-001 (with Instructions - if issued), the *Notice of Award / Notice to Proceed*, Form SPC-003, any addenda, written changes, or attachments as noted in the description of the Work.
- **Procurement Officer** - the person authorized to enter into and administer the contract on behalf of the Procurement Agency.
- **Parties to the Contract** - includes the Procurement Agency, the owner Agency representing the State of Alaska, and the Contractor, being the entity contracting with the owner Agency for performance of the Work.
- **Project** - the total construction, of which the Work performed under the Contract is the whole or part.
- **Project Manager** - the Procurement Officer's authorized representative, responsible for Contract administration.
- **Work** - is the act of, and the result from, performing services, furnishing labor, furnishing and incorporating materials and equipment into the Project and performing other duties and obligations, all as required by the Contract Documents.

1. The Procurement Officer (or authorized representative) has the authority to make findings, determinations and decisions with respect to the contract; to Approve materials, Work and payment therefore; and to modify or terminate the contract on behalf of the Procurement Agency.
2. The Contractor shall have sole responsibility for the means, methods, sequences, or procedures of construction and safety precautions related to the Project. The Contractor shall conduct all Work in such a manner that protects the public and State resources.
3. The Contractor must comply with all applicable laws, regulations, codes, ordinances and written directives issued by the Procurement Officer. In addition, the Contractor must obtain applicable licenses and permits; provide supervision, labor, tools, and new materials (except as may otherwise be provided by the Procurement Agency); and utilize Alaska Products and Wood Products when applicable (see AS 36.05.010 & AS 36.30.322).
4. The Contractor shall not award Work to any subcontractor without prior Approval from the Procurement Officer.
5. The Procurement Agency reserves the right to make written changes to the Contract Documents for modifications within the general scope of the Work.
6. Any act or occurrence, be it a result of an emergency, differing site condition or change order, which may form the basis of a claim for a price or time adjustment must be reported immediately to the Procurement Officer.
7. The Department of Labor and Workforce Development, Wage and Hour Administration, must be notified in accordance with AS 36.05.010 and AS 36.05.030 if the resulting contract for repairs or construction exceeds \$25,000. The Contractor must comply with the requirements noted within the Department of Labor packet entitled, "Laborers' & Mechanics' Minimum Rates of Pay." To obtain a copy of the referenced packet, contact the Procurement Agency or the Department of Labor.
8. The primary contractor working on public construction projects with an amount of \$25,000 or more must file a Notice of Work and pay a one percent fee based on the estimated value of work performed by the prime contractor and one percent of the value of each subcontractor's price, to the Department of Labor and Workforce Development, Wage and Hour Administration (DOLWD). The maximum fee is \$5,000.00. The notice and fees must be filed with the DOLWD before work commences on the project.

Upon completing the construction project, the primary contractor must file a Notice of Completion (NOC) and make payment of any additional fees due to increases in the contract amounts due the primary contractor. The Notice of Work and Notice of Completion forms are available at:

<http://www.labor.state.ak.us/lss/lssforms.htm>

9. The Contractor shall indemnify, save harmless, and defend the Procurement Agency, its agents and its employees in accordance with Appendix B1 below. Furthermore, the Contractor shall, prior to the Award of the contract, provide proof of Workmen's Compensation, General Liability, and Automobile Insurance in amounts as applicable under Appendix B1. These coverages shall remain in force for the duration of the Contract.
10. The Contractor shall remedy all defects in materials or workmanship that develop within a period of one year from the date of final payment.
11. The Procurement Agency will make final payment to the Contractor following approval of completion of all Work and the Contractor's submittal of all releases, warranties, record documents, permits and invoices. Liens or other claims relating to the Project may be withheld from final payment if written notice is first given to the Contractor. Acceptance of the final payment will constitute the Contractor's waiver to future claims.
12. Any dispute arising out of this Contract, which cannot be satisfactorily remedied by the Parties to the Contract, shall be resolved under

## APPENDIX

### INDEMNITY AND INSURANCE

#### **Article 1. Indemnification**

The Contractor shall indemnify, hold harmless, and defend the contracting agency from and against any claim of, or liability for error, omission or negligent act of the Contractor under this agreement. The Contractor shall not be required to indemnify the contracting agency for a claim of, or liability for, the independent negligence of the contracting agency. If there is a claim of, or liability for, the joint negligent error or omission of the Contractor and the independent negligence of the Contracting agency, the indemnification and hold harmless obligation shall be apportioned on a comparative fault basis. "Contractor" and "Contracting agency", as used within this and the following article, include the employees, agents and other contractors who are directly responsible, respectively, to each. The term "independent negligence" is negligence other than in the Contracting agency's selection, administration, monitoring, or controlling of the Contractor and in approving or accepting the Contractor's work.

#### **Article 2. Insurance**

Without limiting Contractor's indemnification, it is agreed that Contractor shall purchase at its own expense and maintain in force at all times during the performance of services under this agreement the following policies of insurance. Where specific limits are shown, it is understood that they shall be the minimum acceptable limits. If the Contractor's policy contains higher limits, the state shall be entitled to coverage to the extent of such higher limits. Certificates of Insurance must be furnished to the Contracting Officer prior to beginning work and must provide for a notice of cancellation, nonrenewal, or material change of conditions in accordance with policy provisions. Failure to furnish satisfactory evidence of insurance or lapse of the policy is a material breach of this contract and shall be grounds for termination of the Contractor's services. All insurance policies shall comply with, and be issued by insurers licensed to transact the business of insurance under AS 21.

**2.1 Workers' Compensation Insurance:** The Contractor shall provide and maintain, for all employees engaged in work under this contract, coverage as required by AS 23.30.045, and; where applicable, any other statutory obligations including but not limited to Federal U.S.L. & H. and Jones Act requirements. The policy must waive subrogation against the State.

**2.2 Commercial General Liability Insurance:** covering all business premises and operations used by the Contractor in the performance of services under this agreement with minimum coverage limits of \$300,000 combined single limit per claim.

**2.3 Commercial Automobile Liability Insurance:** covering all vehicles used by the Contractor in the performance of services under this agreement with minimum coverage limits of \$300,000 combined single limit per claim.



STATE OF ALASKA
DEPARTMENT OF TRANSPORTATION AND PUBLIC FACILITIES

NOTICE TO PROCEED (NTP)
SMALL PROCUREMENT CONTRACT
(CONSTRUCTION RELATED)

[per AS 36.30.320]

Table with project details: Project Name & No., Location, Procurement Agency and Address, Procurement Officer's Signature, Date of Issuance.

\*\*\*\*\*

TO: [Redacted]
You have successfully met the requirements for submittal of all contract documents to the Procurement Agency and Dept. of Labor and Workforce Development related to the subject Project.
Upon receipt of this document, the Contractor may begin work on the subject project, in accordance with the terms of the contract. The Work of this contract must commence within [N/A] calendar days following the date of signature by the Procurement Officer, shown above (i.e., the effective date of the Contract) and all Work of the
Contract must be complete on or before: May 15, 2026
Contractor's Signature of Acknowledgment: [Redacted] Date : [Redacted]



STATE OF ALASKA  
DEPARTMENT OF TRANSPORTATION AND PUBLIC FACILITIES

**PAYMENT BOND**

Bond No. \_\_\_\_\_

For

KTN Lewis Reef Road Tunnel Lighting & Fire Suppression; SPC25263015/SFHWHY00687

**Project Name and Number**

KNOW ALL WHO SHALL SEE THESE PRESENTS:

That \_\_\_\_\_  
of \_\_\_\_\_ as Principal,  
and \_\_\_\_\_  
of \_\_\_\_\_ as Surety,  
firmly bound and held unto the State of Alaska in the penal sum of \_\_\_\_\_ Dollars

(\$ \_\_\_\_\_) good and lawful money of the United States of America for the payment whereof,  
well and truly to be paid to the State of Alaska, we bind ourselves, our heirs, successors, executors, administrators, and assigns,  
jointly and severally, firmly by these presents.

WHEREAS, the said Principal has entered into a written contract with said State of Alaska, on the \_\_\_\_\_ of \_\_\_\_\_  
A.D., 20\_\_\_\_, for construction of the above-referenced project, said work to be done according to the terms of said contract.

Now, THEREFORE, the conditions of the foregoing obligation are such that if the said Principal shall comply with all requirements  
of law and pay, as they become due, all just claims for labor performed and materials and supplies furnished upon or for the work  
under said contract, whether said labor be performed and said materials and supplies be furnished under the original contract, any  
subcontract, or any and all duly authorized modifications thereto, then these presents shall become null and void; otherwise they  
shall remain in full force and effect.

IN WITNESS WHEREOF, we have hereunto set our hands and seals at \_\_\_\_\_,  
\_\_\_\_\_ this \_\_\_\_\_ day of \_\_\_\_\_ A.D., 20\_\_\_\_.

**Principal:** \_\_\_\_\_  
**Address:** \_\_\_\_\_  
**By:** \_\_\_\_\_  
**Contact Name:** \_\_\_\_\_  
**Phone: ( )** \_\_\_\_\_

**Surety:** \_\_\_\_\_  
**Address:** \_\_\_\_\_  
**By:** \_\_\_\_\_  
**Contact Name:** \_\_\_\_\_  
**Phone: ( )** \_\_\_\_\_

The offered bond has been checked for adequacy under the applicable statutes and regulations:

\_\_\_\_\_  
Alaska Department of Transportation & Public Facilities Authorized Representative

\_\_\_\_\_  
Date

See Instructions on Reverse

## INSTRUCTIONS

1. This form, for the protection of persons supplying labor and material, shall be used whenever a payment bond is required. There shall be no deviation from this form without approval from the Contracting Officer.
2. The full legal name, business address, phone number, and point of contact of the Principal and Surety shall be typed on the face of the form. Where more than a single surety is involved, a separate form shall be executed for each surety.
3. The penal amount of the bond, or in the case of more than one surety the amount of obligation, shall be typed in words and in figures.
4. Where individual sureties are involved, a completed Affidavit of Individual Surety shall accompany the bond. Such forms are available upon request from the Contracting Officer.
5. The bond shall be signed by authorized persons. Where such persons are signing in a representative capacity (e.g., an attorney-in-fact), but is not a member of the firm, partnership, or joint venture, or an officer of the corporation involved, evidence of authority must be furnished.



STATE OF ALASKA  
DEPARTMENT OF TRANSPORTATION AND PUBLIC FACILITIES

**PERFORMANCE BOND**

Bond No. \_\_\_\_\_

For

KTN Lewis Reef Road Tunnel Lighting & Fire Suppression; SPC25263015/SFHWHY00687

Project Name and Number

KNOW ALL WHO SHALL SEE THESE PRESENTS:

That \_\_\_\_\_  
of \_\_\_\_\_ as Principal,  
and \_\_\_\_\_  
of \_\_\_\_\_ as Surety,  
firmly bound and held unto the State of Alaska in the penal sum of \_\_\_\_\_ Dollars

(\$ \_\_\_\_\_) good and lawful money of the United States of America for the payment whereof,  
well and truly to be paid to the State of Alaska, we bind ourselves, our heirs, successors, executors, administrators, and assigns,  
jointly and severally, firmly by these presents.

WHEREAS, the said Principal has entered into a written contract with said State of Alaska, on the \_\_\_\_\_ of \_\_\_\_\_  
A.D., 20\_\_\_\_, for construction of the above-named project, said work to be done according to the terms of said contract.

Now, THEREFORE, the conditions of the foregoing obligation are such that if the said Principal shall well and truly perform and  
complete all obligations and work under said contract and if the Principal shall reimburse upon demand of the Department of  
Transportation and Public Facilities any sums paid him which exceed the final payment determined to be due upon completion of the  
project, then these presents shall become null and void; otherwise they shall remain in full force and effect.

IN WITNESS WHEREOF, we have hereunto set our hands and seals at \_\_\_\_\_,  
\_\_\_\_\_ this \_\_\_\_\_ day of \_\_\_\_\_ A.D., 20\_\_\_\_.

**Principal:** \_\_\_\_\_

**Address:** \_\_\_\_\_

**By:** \_\_\_\_\_

**Contact Name:** \_\_\_\_\_

**Phone: ( )** \_\_\_\_\_

**Surety:** \_\_\_\_\_

**Address:** \_\_\_\_\_

**By:** \_\_\_\_\_

**Contact Name:** \_\_\_\_\_

**Phone: ( )** \_\_\_\_\_

The offered bond has been checked for adequacy under the applicable statutes and regulations:

\_\_\_\_\_  
Alaska Department of Transportation & Public Facilities Authorized Representative

\_\_\_\_\_  
Date

See Instructions on Reverse

## INSTRUCTIONS

1. This form shall be used whenever a performance bond is required. There shall be no deviation from this form without approval from the Contracting Officer.
2. The full legal name, business address, phone number, and point of contact of the Principal and Surety shall be typed on the face of the form. Where more than a single surety is involved, a separate form shall be executed for each surety.
3. The penal amount of the bond, or in the case of more than one surety the amount of obligation, shall be typed in words and in figures.
4. Where individual sureties are involved, a completed Affidavit of Individual Surety shall accompany the bond. Such forms are available upon request from the Contracting Officer.
5. The bond shall be signed by authorized persons. Where such person is signing in a representative capacity (e.g., an attorney-in-fact), but is not a member of the firm, partnership, or joint venture, or an officer of the corporation involved, evidence of authority must be furnished.

State of Alaska, Standard Specifications for Highway Construction, February 2020 Edition and Modified as Follows:

**STANDARD MODIFICATIONS  
AND SPECIAL PROVISIONS  
FOR**

---

---



**KTN Lewis Reef Road Tunnel Lighting & Fire Suppression System  
0003314 / SFHWY00687**

---

---

## INDEX

<b><u>Section</u></b>	<b><u>Title</u></b>
101	Definitions and Terms
102	Bidding Requirements and Conditions
103	Award and Execution of Contract
104	Scope of Work
106	Control of Material
107	Legal Relations and Responsibility to Public
108	Prosecution and Progress
109	Measurement and Payment
120	Disadvantaged Business Enterprise Program
643	Traffic Maintenance
660	Signals and Lighting
691	Fire Detection and Alarm
740	Signals and Lighting Materials

## SUPPLEMENTAL INFORMATION FOR BIDDERS

Lewis Reef Road Tunnel As-Built Drawings  
Site Photographs

## SECTION 101

### DEFINITIONS AND TERMS

#### STANDARD MODIFICATIONS

**101-1.02. ACRONYMS.** *Add the following:*

**CSUM** Contingent Sum

**CY** Cubic Yard

**LS** Lump Sum

**SF** Square Foot

**SY** Square Yard

**SRM-1 02/26/2020**

## SECTION 102

### BIDDING REQUIREMENTS AND CONDITIONS

#### SPECIAL PROVISIONS

**102-1.01 QUALIFICATION OF BIDDERS.** *After the last paragraph add the following paragraph:*

You must be registered as an Electrical Administrator, or must employ a person whose Electrical Administrator's license is assigned to you, under AS 08.40 at the time designated for bid opening.

**ES 08 06/30/04**

---

#### STANDARD MODIFICATIONS

**102-1.05 PREPARATION OF BID.** *In the third paragraph, replace the fourth sentence with the following:*

If the bidder is a joint venture, the bid must be signed by an officer or agent with authority to bind the joint venture.

**HSM20-42**

**4/30/2022**

## SECTION 103

### AWARD AND EXECUTION OF CONTRACT

#### STANDARD MODIFICATION

##### 103-1.01 CONSIDERATION OF BIDS.

##### **WHOLLY STATE-FUNDED PROJECTS.** *After item 3. add the following:*

4. **Alaska Military Skills Preference:** A bidder claiming this preference shall provide an Alaskan Military Skills Preference Certification, Form 25D-21, certifying they qualify as an Alaska bidder eligible for Alaska Military Skills Preference according to AS 36.30.321.

If a bidder qualifies as an Alaska bidder and is a qualifying entity, an Alaska Military Skills Preference of 2 percent shall be applied to the bid price. The preference may not exceed \$5,000 (AS 36.30.321(I)). A “qualifying entity” means a:

- a. employs at least one person who is currently enrolled in, or within the previous two years graduated from, a United States Department of Defense SkillBridge or United States Army Career Skills Program for service members or spouses of service members that offers civilian work experience through specific industry training, pre-apprenticeships, registered apprenticeships, or internships during the last 180 days before a service member separates or retires from the service; or
- b. has an active partnership with an entity that employs an apprentice through a program described in (a) of this subsection.

A preference under this section is in addition to any other preference for which the bidder qualifies.

To qualify for this preference, the bidder must add value by the bidder itself actually performing, controlling, managing and supervising a significant part of the services provided or the bidder must have sold supplies of the general nature solicited to other state agencies, governments, or the general public.

**HSM20-51 03/03/2025**

---

**SECTION 104**  
**SCOPE OF WORK**

**STANDARD MODIFICATIONS**

**104-1.01 INTENT OF CONTRACT.**

Replace the second paragraph of this subsection with the following:

The Contractor is responsible for the means, methods, techniques, sequence, and procedures of construction, safety, and quality control. This includes ensuring safety and overseeing the safety of all personnel and Subcontractors. In the event of a multi-employer site, the Contractor is the controlling employer responsible for coordinating site-wide safety efforts, ensuring compliance with applicable safety regulations, and mitigating potential hazards across all employees, Subcontractors or suppliers on the site, consistent with any applicable federal, state, and local laws, rules, regulations, and ordinances.

**HSM20-53      06/10/2025**

---

**STANDARD MODIFICATIONS**

**104-1.06 VALUE ENGINEERING CHANGE PROPOSALS BY CONTRACTOR.** Replace item 3.e of this subsection with the following:

The Contractor may submit VECPs for an approved subcontractor. If the Contractor elects to submit a VECP for an approved subcontractor and it is subsequently accepted by the Department, the Department will reimburse the Contractor per 104-1.06.5.

**HSM20-2 11/30/2020**

**SECTION 105**  
**CONTROL OF WORK**

**STANDARD MODIFICATION**

**105-1.05 COOPERATION BY CONTRACTOR.**

Replace the second paragraph of this subsection with the following:

Either the Contractor's Superintendent or an acting Superintendent with authority to represent and act for the Contractor shall be available on-site, or within a reasonable distance to ensure timely response and oversight of the project whenever work is occurring. The Contractor shall employ, as its agent, a competent superintendent thoroughly experienced in the work being performed and capable of reading and thoroughly understanding the Plans and Specifications.

The Contractor shall be responsible for maintaining a safe work environment, ensuring compliance with all applicable safety regulations, and overseeing the safety of all work being performed. The Superintendent shall have the Contractor's authority to stop work and implement immediate corrective action if safety concerns arise, or if the work is not being performed in accordance with the Contract documents.

The Contractor shall provide 24-hour contact information for the Superintendent. The Contractor shall ensure that the superintendent is available at all times to receive and execute Directives and other instructions from the Engineer, to supervise personnel and to coordinate the work of subcontractors. The Contractor shall give the superintendent full authority to supply the resources required. The Contractor shall furnish superintendence regardless of the amount of work sublet.

**HSM20-52      06/10/2025**

## SECTION 106

### CONTROL OF MATERIAL

#### STANDARD MODIFICATIONS

##### 106-1.01 SOURCE OF SUPPLY AND QUALITY REQUIREMENTS.

*Add the following:*

**PROHIBITION ON CERTAIN TELECOMMUNICATION AND VIDEO SURVEILLANCE SERVICES OR EQUIPMENT.** On projects using federal funds, the Contractor shall comply with the requirements of 2 CFR 200.216, Prohibition on certain telecommunication and video surveillance services or equipment, including any future amends thereto that are applicable to the project.

By submitting a bid or by execution of the contract, the Contractor certifies that it has not entered into a contract nor extended or renewed a contract to procure or obtain equipment, services, or systems that uses covered telecommunications equipment or services as a substantial or essential component of any system, or as critical technology as part of any system produced by:

- Huawei Technologies Company or ZTE Corporation (or any subsidiary or affiliate of such entities).
- Hytera Communications Corporation, Hangzhou Hikvision Digital Technology Company, or Dahua Technology Company (or any subsidiary or affiliate of such entities).
- Any entity that the Secretary of Defense, in consultation with the Director of the National Intelligence or the Director of the Federal Bureau of Investigation, reasonably believes to be an entity owned or controlled by, or otherwise connected to, the government of a covered foreign country.

The Contractor further certifies that it has complied with the requirements of 2 CFR 200.216 and that it will continue to do so throughout the term of the Contract.

**HSM20-20      12/31/2021**

---

#### STANDARD MODIFICATIONS

##### 106-1.03. TESTING AND ACCEPTANCE. *Add the following:*

When ATM 207 is specified, Method D will be performed unless otherwise stated.

**SRM-2      02/26/2020**

## SECTION 107

### LEGAL RELATIONS AND RESPONSIBILITY TO PUBLIC

#### STANDARD MODIFICATION

##### 107-1.06 SANITARY, HEALTH, AND SAFETY PROVISIONS.

Replace the fourth paragraph in this subsection with the following:

The Contractor is responsible for ensuring all workers are adequately protected. The Contractor shall have a safety and health management program that complies with AKOSH requirements, and includes:

1. A Site Specific Safety Plan(s) (SSSP) prior to the commencement of work. This plan must outline the safety measures and procedures to be followed on-site, ensuring compliance with all applicable federal, state, and local safety regulations.
2. The SSSP shall be accessible to all contractor personnel and subcontractors, and provided to the Department upon request.
3. A hazard analysis prior to the commencement of work. It must specifically focus on the job functions and the hazards associated with performing them. The Contractor is responsible for ensuring that all necessary personnel are informed of and follow the hazard analysis guidelines.
4. New employee training and periodic worker training regarding safety and health.
5. Regular safety meetings with written documentation of attendance, safety topics discussed, worker safety complaints, and corrective actions taken; and
5. The Contractor shall implement a comprehensive Safety Program to oversee site safety, including the development and maintenance of the SSSP, hazard analysis, employee training, and safety meetings. The program must ensure compliance with safety regulations and promote a proactive safety culture. For specific tasks, refer to Subsection 108-1.03.

**HSM20-49 06/10/2025**

---

## SECTION 108

### PROSECUTION AND PROGRESS

#### STANDARD MODIFICATIONS

**108-1.01 SUBCONTRACTING OF CONTRACT.** *In item 1.g replace AS 45.45.101(a) with AS 45.45.010(a).*

*In item 2.f replace AS 45.45.101(a) with AS 45.45.010(a).*

**HSM20-41**

**01/01/2022**

---

**108-1.03 PROSECUTION AND PROGRESS.** *Add the following after the list of documents submitted prior to the preconstruction conference:*

The Contractor must submit three copies of the Contractor's Civil Rights Representatives contact information (Form 25A-302) identifying representatives of the Contractor and for representatives of each Subcontractor. Submit the completed form at the preconstruction conference and at the time any subcontract documents are submitted for approval. All contractors and subcontractors are required to update this information within 10 days after a personnel change occurs involving the individuals named in Form 25A-302.

*Add the following new paragraph after the paragraph beginning "The Engineer's review or approval...":*

The Contractor's Superintendent, SWPPP Manager, Worksite Traffic Supervisor, and Subcontractors scheduled to perform work shall attend a weekly meeting chaired by the Engineer to report project progress and action items.

**SRM-3 02/26/2020**

---

#### SPECIAL PROVISIONS

**108-1.03 PROSECUTION AND PROGRESS.** *Replace item 5. with the following:*

5. A Storm Water Pollution Prevention Plan (when required), a Hazardous Material Control Plan, and a Spill Prevention Control and Countermeasure Plan (when required), with the line of authority and designated field representatives

**HSP20-6**

**4/13/2022**

---

#### STANDARD MODIFICATION

**108-1.03 PROSECUTION AND PROGRESS.**

*Replace item 9. With the following:* The Contractor shall provide a letter designating a Safety Officer, and designating that person's responsibilities and authority. The Safety Officer is responsible for the Safety Program. The Safety Officer must be familiar with the project plans, specifications, and proposed

operations and have the necessary experience and training to assess and address safety elements associated with the project.

Add the following:

10. The Contractor shall implement a comprehensive Safety Program for the Project to ensure all safety measures are met throughout the duration of the project and that the program complies with all applicable federal, state, and local safety regulations.

Requirements. The Safety Program shall include the development, implementation, and ongoing maintenance of the Site-Specific Safety Plan (SSSP), along with the preparation and regular updating of hazard analyses to identify and mitigate risks associated with specific construction activities. It shall ensure that the site complies with project-specific safety requirements, OSHA/AKOSH regulations, and oversees the appropriate use of personal protective equipment (PPE) on-site.

The program will involve routine safety inspections to identify hazards, site-specific safety orientations, and ensure all personnel and Subcontractors receive the necessary training in accordance with AKOSH/OSHA standards. It will also establish procedures for investigating incidents, injuries, and near misses, with corrective actions implemented as needed. Detailed records, such as safety meeting minutes, training logs, incident reports, safety audits, and inspections shall be maintained. Safety reports shall be submitted to the project manager, engineers, or clients as requested.

The Safety Program shall have clear procedures for halting work and implementing immediate corrective actions if safety concerns arise, or if the work is not being conducted in compliance with the Contract documents, safety standards, or applicable federal, state, and local laws.

**HSM20-50**

**06/10/2025**

**STANDARD MODIFICATION**

**SECTION 108  
PROSECUTION AND PROGRESS**

**108-1.07 FAILURE TO COMPLETE ON TIME.** *Replace Table 108-1 with the following:*

**TABLE 108-1  
DAILY CHARGE FOR LIQUIDATED DAMAGES  
FOR EACH CALENDAR DAY OF DELAY**

Original Contract Amount		Daily Charge
From More Than	To and Including	
\$ 0	1,000,000	\$1,500
1,000,000	5,000,000	2,900
5,000,000	25,000,000	5,500
25,000,000	-----	6,900

**HSM20-43A**

**07/01/2024**

## SECTION 109

### MEASUREMENT AND PAYMENT

#### SPECIAL PROVISIONS

**109-1.05 COMPENSATION FOR EXTRA WORK ON TIME AND MATERIALS BASIS.** 3.a. Hourly Rental Rate *Replace the first sentence with the following:* Based on rental rates in the current edition of the Cost Recovery: Location: Alaska – South-Juneau volume of the *Rental Rate Blue Book*, by EquipmentWatch, Penton, Inc..

**SRS-27 12/2/2021**

---

#### STANDARD MODIFICATIONS

**109-1.08 FINAL PAYMENT.** *Replace the first sentence of the second paragraph with the following:* If the Contractor certifies the final estimate, or does not file a claim within 90 days of receiving the final estimate, the estimate shall be processed for final payment.

*Replace the third paragraph with the following:* When the Contractor executes the Certification of Final Estimate (Form 25D-116) and executes the Contractor's Release (Form 25D-117), final payment will be processed.

**SRM-4 02/26/2020**

---

#### STANDARD MODIFICATION

**109-1.08 FINAL PAYMENT.** *Add the following after the fifth paragraph of this subsection:*

On federally funded projects, if DOLWD Wage and Hour Administration notifies the Department of a pending prevailing wage investigation, and that the investigation is preventing the closing out of the project, the Contractor may place the notified amount in escrow under Wage and Hour for the exclusive purpose of satisfying unpaid prevailing wages. Upon receipt of notice from Wage and Hour that the contractor has satisfactorily transferred the necessary funds into escrow, the Department will proceed to issue final payment.

**HSM20-3 11/30/2020**

## SECTION 120

### DISADVANTAGED BUSINESS ENTERPRISE PROGRAM

#### STANDARD MODIFICATIONS

**120-1.01 DESCRIPTION.** In the first sentence of the second paragraph, replace “8.83” percent with “9.39” percent.

**120-3.01 DETERMINATION OF COMPLIANCE.** Replace the statement in 2.a. *Written DBE Commitment* with the following:

Complete Form 25A-326 for each DBE to be used on the project.

**HSM20-21A 04/15/2024**

---

## SECTION 643

### TRAFFIC MAINTENANCE

#### SPECIAL PROVISIONS

##### **643-1.03 TRAFFIC CONTROL PLAN** *Add the following:*

Develop and implement an approved traffic control plan with the following conditions:

Notify the following businesses and individuals who currently utilize the Lewis Reef Road and will need roadway access. Maintain notification and provide updates to the below parties regarding traffic control measures throughout the duration of construction:

Ketchikan Airport, Alex Peura. Tel. 907-228-6688

Brian Miller (local resident). Tel. 907-617-7700

Alcan Timber, Brian Brown. Tel. 907-617-1768 / 907-225-1710

Smart Construction, Billy Smart. Tel. 907-617-5805

Maintain controlled one way traffic through the tunnel at all times during construction except as otherwise may be permitted. Maximum traffic delay shall be 15-minutes unless otherwise approved. Remove or cover traffic control devices and provide two lanes of uninterrupted traffic when not actively working or conducting active traffic control. Full road closures (night time hours) will not be permitted unless there are adequate resources to promptly re-open the road in the event of an emergency. No road closures will be permitted between the hours of 0600-0730 and 1430-1600 to accommodate local residents and active workers who commonly traverse the tunnel during these hours and require ferry service to and from Ketchikan.

**KTN Lewis Reef Rd Tunnel 08/01/2025**



## SPECIAL PROVISION

Add the following subsection:

### SECTION 691

#### FIRE DETECTION AND ALARM

**691-1.01 DESCRIPTION.** Provide repairs to, and recommissioning of, existing fire detection and alarm system in the existing Lewis Reef Road Tunnel. The system consists of linear heat detector cables, manual pull stations, and a control panel with digital communicator, communication lines, wiring, circuitry, devices and components, and appurtenances as shown on the Plans or specified in this Section.

The work will include the replacement in-kind of the existing fire alarm control panel (FACP) and replacement of one horn/strobe notification device. The existing FACP is manufactured by Protectowire, part number FS2006-120-A6BRS\*-LTi6. The new FACP must be Protectowire part number IWD-8131A FS2000, complete with battery and battery enclosure, or Engineer-approved equal.

The FACP must be listed by a Nationally Recognized Testing Laboratory (NRTL). The fire detection and alarm system must be recommissioned.

#### 691-1.02 DEFINITIONS

1. Definitions in NFPA 72 apply to fire alarm terms used in this Section.

**691-1.03 SYSTEM DESCRIPTION:** Non-coded system dedicated to fire alarm service only.

#### 691-1.04 PERFORMANCE REQUIREMENTS

1. Comply with NFPA 72.
2. Fire alarm signal initiation shall be by one or more of the following devices:
  - a. Manual stations.
  - b. Heat detectors.
3. Fire alarm signal shall initiate the following actions:
  - a. Alarm notification appliances shall operate continuously.
  - b. Identify alarm at the FACP.
  - c. Transmit an alarm signal to the remote alarm receiving station.
  - e. Record events in the system memory.
  - f. Energize auxiliary relay to activate emergency flashers.
  - g. Automatically display location of alarm/activation point at the FACP.
4. System trouble signal initiation shall be by one or more of the following devices or actions:
  - a. Open circuits, shorts and grounds of wiring for initiating device, signaling line, and notification-appliance circuits.
  - b. Loss of primary power at the FACP.
  - c. Ground or a single break in FACP internal circuits.
  - d. Abnormal ac voltage at the FACP.
  - e. A break in standby battery circuitry.
  - f. Failure of battery charging.

- g. Abnormal position of any switch at the FACP or annunciator.
- 5. System Trouble and Supervisory Signal Actions: Ring trouble bell and annunciate at the FACP.

#### **691-1.05 PROJECT CONDITIONS**

- 1. Equipment shall be designed to operate in an outdoor environment with a temperature range of -10°F to 120°F (-23°C to 49°C).

#### **691-1.06 SUBMITTALS**

- 1. Product Data: For each type of product indicated.
- 2. Shop Drawings: Provide shop drawings.
  - a. Shop Drawings shall be prepared by persons with the following qualifications:
    - (1) Trained and certified by manufacturer in fire alarm system design.
    - (2) Fire alarm certified by National Institute for Certification in Engineering Technologies (NICET), minimum Level III.
  - b. System Operation Description: Detailed description for this Project, including method of operation and supervision of each type of circuit and sequence of operations for manually and automatically initiated system inputs and outputs. Manufacturer's standard descriptions for generic systems are not acceptable.
  - c. System riser diagram with device addresses, conduit sizes, and cable and wire types and sizes.
  - d. Wiring Diagrams: Power, signal, and control wiring. Include diagrams for equipment and for system with all terminals and interconnections identified. Show wiring color code.
  - e. Batteries: Size calculations.
- 3. Field quality-control test reports.
- 4. Operation and Maintenance Data: Provide only if system is changed from existing configuration. For fire alarm system, include operation and maintenance manuals. Comply with NFPA 72, Appendix A, recommendations for Owner's manual.
- 5. Submittals to Authorities Having Jurisdiction: Make required submittals to authorities having jurisdiction. To facilitate review, include copies of annotated Contract Drawings as needed to depict component locations. Resubmit if required to make clarifications or revisions to obtain approval. On receipt of comments from authorities having jurisdiction, submit them to Engineer for **review**.
- 6. Documentation:
  - a. Approval and Acceptance: Provide the "Record of Completion" form according to NFPA 72 to Engineer and authorities having jurisdiction.
  - b. Record of Completion Documents: Provide the "Permanent Records" according to NFPA 72 to Engineer and authorities having jurisdiction. Format of the written sequence of operation shall be the optional input/output matrix.

#### **691-1.07 QUALITY ASSURANCE**

- 1. Installer Qualifications: Personnel shall be trained and certified by manufacturer for installation of units required for this Project.

2. Electrical Components, Devices, and Accessories: Listed and labeled as defined in NFPA 70, Article 100, by a testing agency acceptable to authorities having jurisdiction, and marked for intended use.

## 691 2.01 MATERIALS

Use materials conforming to the following list. All materials shall be NRTL-listed and/or FM approved.

1. MANUFACTURERS: Available Manufacturers: Subject to compliance with requirements, manufacturers offering products that may be incorporated into the Work include, but are not limited to, the following:
  - a. FACP and Equipment:
    - (1) Edwards Fire Safety.
    - (2) NOTIFIER by Honeywell.
    - (3) Protectowire Company.
    - (4) Siemens.
    - (5) Silent Knight.
    - (6) SimplexGrinnell.
  - b. Wire and Cable:
    - (1) Comtran Corporation.
    - (2) West Penn Wire/CDT; a division of Cable Design Technologies.
  - c. Audible and Visual Signals:
    - (1) Amseco.
    - (2) Gentex Corporation.
    - (3) System Sensor by Honeywell.
    - (4) Any manufacturer listed under "FACP and Equipment."
2. FACP
  - a. General Description: Modular, power-limited design with electronic modules, UL 864 listed.
  - b. Alphanumeric Display and System Controls: Arranged for interface between human operator at the FACP and addressable system components including annunciation and supervision. Display alarm, supervisory, and component status messages and the programming and control menu.
    - (1) Annunciator and Display: Liquid-crystal type, two lines of 40 characters, minimum.
    - (2) Keypad: Arranged to permit entry and execution of programming, display, and control commands.
  - c. Circuits:
    - (1) Signaling Line Circuits: NFPA 72, Class A, Style 6.
      - A. Provide each manual pull station and linear heat detector with a dedicated circuit to allow individual annunciation of alarm location.
    - (2) Notification-Appliance Circuits: NFPA 72, Class A, Style Z.
    - (3) Actuation of alarm notification appliances and annunciation shall occur within 10 seconds after the activation of an initiating device.
    - (4) Electrical monitoring for the integrity of control wiring external to the FACP emergency flasher activation is not required, as long as a break in the circuit will activate the emergency flashers.

- d. Notification-Appliance Circuit: Operation shall sound in a temporal pattern, complying with ANSI S3.41.
- e. Power Supply for Supervision Equipment: Supply for audible and visual equipment for supervision of the ac power shall be from a dedicated dc power supply, and power for the dc component shall be from the ac supply.
- f. Alarm Silencing, Trouble, and Supervisory Alarm Reset: Manual reset at the FACP after initiating devices are restored to normal.
  - (1) Silencing-switch operation halts alarm operation of notification appliances and activates an "alarm silence" light. Display of identity of the alarm zone or device is retained.
  - (2) Subsequent alarm signals from other devices or zones reactivate notification appliances until silencing switch is operated again.
  - (3) When alarm-initiating devices return to normal and system reset switch is operated, notification appliances operate again until alarm silence switch is reset.
- g. Transmission to Remote Alarm Receiving Station: Automatically transmit alarm, trouble, and supervisory signals to a remote alarm station through a digital alarm communicator transmitter and telephone lines.
- h. Primary Power: 24-V dc obtained from 120-V ac service and a power-supply module. Initiating devices, notification appliances, signaling lines, trouble signal, and digital alarm radio transmitter shall be powered by the 24-V dc source.
  - (1) The alarm current draw of the entire fire alarm system shall not exceed 80 percent of the power-supply module rating.
  - (2) Power supply has a dedicated circuit breaker for this connection at the load center. Verify circuit breaker is labeled "**FIRE ALARM SYSTEM POWER**" in red lettering.
- i. Secondary Power: 24-V dc supply system with batteries and automatic battery charger and an automatic transfer switch.
  - (1) Batteries: Gel cell or sealed lead calcium.
  - (2) Battery and Charger Capacity: Comply with NFPA 72.
- j. Surge Protection:
  - (1) Verify surge protection on normal ac power exists for the FACP and its accessories.

### 3 MANUAL FIRE ALARM BOXES

- a. Description: UL 38 listed; finished in red with molded, raised-letter operating instructions in contrasting color. Station shall show visible indication of operation. Mounted on manufacturer's surface back box.
  - (1) Double-action mechanism requiring two actions to initiate an alarm, pull-lever type.
  - (2) Station Reset: Key- or wrench-operated switch.
  - (3) Weatherproof Protective Shield: Factory-fabricated clear plastic enclosure, hinged at the top to permit lifting for access to initiate an alarm. Shield shall provide weatherproof protection when not mounted tight to wall.

### 4 HEAT DETECTORS

- a. General: UL 521 listed.

- b. Continuous Linear Heat-Detector System: Consists of detector cable and control unit.
  - (1) Detector Cable: Rated detection temperature 155 deg F (68 deg C). Listed for "regular" service and a standard environment. Cable includes two steel actuator wires twisted together with spring pressure, wrapped with protective tape, and finished with PVC outer sheath. Each actuator wire is insulated with heat- sensitive material that reacts with heat to allow the cable twist pressure to short circuit wires at the location of elevated temperature.
  - (2) Provide detector cable with stainless steel messenger wire for detector support. Secure messenger wire as existing messenger wires are secured and per manufacturer's instructions.
  - (3) Control Unit: Existing control unit shall automatically display the distance (in feet) between the beginning of the detector cable and the alarming location.

## 5 NOTIFICATION APPLIANCES

- a. Description: Equipped for mounting as indicated and with screw terminals for system connections. Appliances shall be rated for use in an exterior environment.
  - (1) Combination Devices: Factory-integrated audible and visible devices in a single- mounting assembly.
- b. Horns: Electric-vibrating-polarized type, 24-V dc; with provision for housing the operating mechanism behind a grille. Horns shall produce a sound-pressure level of 90 dBA, measured 10 feet (3 m) from the horn.
- c. Visible Alarm Devices: Xenon strobe lights listed under UL 1971, with clear or nominal white polycarbonate lens mounted on an aluminum faceplate. The word "FIRE" is engraved in minimum 1-inch- (25-mm-) high letters on the lens.
  - (1) Rated Light Output: 110 candela.
  - (2) Strobe Leads: Factory connected to screw terminals.

## 6 AUXILIARY RELAY

- a. Relay shall energize on alarm activation and remain energized until system is reset.
- b. Minimum of one each normally open and normally closed contacts.
- c. Contact Rating: 5-amps at 120VAC, SPOT or DPDT.

## 7 DIGITAL ALARM COMMUNICATOR TRANSMITTER

- a. Listed and labeled according to UL 632.
- b. Functional Performance: Unit receives an alarm, supervisory, or trouble signal from the FACP, and automatically captures one or two telephone lines and dials a preset number for a remote central station. When contact is made with the central station(s), the signal is transmitted. The unit supervises up to two telephone lines. Where supervising 2 lines, if service on either line is interrupted for longer than 45 seconds, the unit initiates a local trouble signal and transmits a signal indicating loss of telephone line to the remote alarm receiving station over the remaining line. When telephone service is restored, unit automatically reports that event to the central station. If service is lost on both telephone lines, the local trouble signal is initiated,
- c. Power Supply: Supply 24V dc power with battery backup from FACP.

- d. Self-Test: Conducted automatically every 24 hours with report transmitted to central station.

## 8 ENCLOSURES

- a. Equipment enclosures shall be rated NEMA 4X for outdoor use. Provide thermostatically-controlled heaters as required to allow system operation within the temperature range indicated in Part 1 "Project Conditions."
- b. Enclosures shall have lockable, hinged doors. FACP shall have windows to allow viewing of panel status, zone status, and linear detector distance displays without opening front cover.

## 9 WIRE AND CABLE

- a. Wire and cable for fire alarm systems shall be NRTL listed and labeled as complying with NFPA 70, Article 760.
- b. Signaling Line Circuits: Twisted pair, not less than No. 18 AWG. Not less than No. 14 AWG for circuits serving linear heat detectors.
- c. Non-Power-Limited Circuits: Solid-copper conductors with 600-V rated, 75 deg C, color-coded insulation.
  - (1) Low-Voltage Circuits: No. 16 AWG, minimum.
  - (2) Line-Voltage Circuits: No. 12 AWG, minimum.

## CONSTRUCTION REQUIREMENTS

### 691-3.01 EQUIPMENT INSTALLATION

- 1. Ensure FACP door faces the roadway.

### 691-3.02 WIRING INSTALLATION

- 1. Install wiring according to the following:
  - a. NECA 1.
  - b. TIA/EIA 568-A.
- 2. Wiring Method: Install wiring in metal raceway.
  - a. Fire alarm circuits and equipment control wiring associated with the fire alarm system shall be installed in a dedicated raceway system. This system shall not be used for any other wire or cable.
- 3. Wiring within Enclosures: Separate power-limited and non-power-limited conductors as recommended by manufacturer. Install conductors parallel with or at right angles to sides and back of the enclosure. Bundle, lace, and train conductors to terminal points with no excess. Connect conductors that are terminated, spliced, or interrupted in any enclosure associated with the fire alarm system to terminal blocks. Mark each terminal according to the system's wiring diagrams. Make all connections with approved crimp-on terminal spade lugs, pressure-type terminal blocks, or plug connectors.
- 4. Cable Taps: Use numbered terminal strips in junction, pull, and outlet boxes, cabinets, or equipment enclosures where circuit connections are made.
- 5. Color-Coding: Color-code fire alarm conductors differently from the normal building power wiring. Use one color-code for alarm circuit wiring and a different color-code for supervisory circuits. Color-code audible alarm-indicating circuits differently from alarm-initiating circuits. Use different colors for visible alarm-indicating devices. Paint fire alarm system junction boxes and covers red.

6. Wiring to Remote Alarm Transmitting Device (if not mounted in FACP): 1-inch conduit between the FACP and the transmitter. Install number of conductors and electrical supervision for connecting wiring as needed to suit monitoring function.

### **691-3.03 IDENTIFICATION**

1. Label wiring within 2 inches of each connection point to indicate zone.
2. Label each manual pull station zone with the distance of the pull station (in feet) from the north end of the tunnel. Labels shall be visible without opening the panel.

### **691-3.04 GROUNDING AND BONDING**

Ensure grounding and bonding of the FACP and associated circuits is completed in compliance with NEC Article 250 and with IEEE 1100.

### **691-3.05 FIELD QUALITY CONTROL**

1. Manufacturer's Field Service: Engage a factory-authorized service representative to inspect, test, and adjust field-assembled components and equipment installation, including connections, and to assist in field testing. Report results in writing. Field testing applies to the complete system, which includes both new components and existing infrastructure.
2. Perform the following field tests and inspections and prepare test reports:
  - a. Before requesting final approval of the installation, submit a written statement using the form for Record of Completion shown in NFPA 72.
  - b. Perform each electrical test and visual and mechanical inspection listed in NFPA 72. Certify compliance with test parameters. All tests shall be conducted under the direct supervision of a NICET technician certified under the Fire Alarm Systems program at Level III.
  - c. Visual Inspection: Conduct a visual inspection before any testing. Use as-built drawings and system documentation for the inspection. Identify improperly located, damaged, or nonfunctional equipment, and correct before beginning tests.
  - d. Testing: Follow procedure and record results complying with requirements in NFPA 72.
    - (1) Detectors that are outside their marked sensitivity range shall be replaced.
  - e. Test and Inspection Records: Prepare according to NFPA 72, including demonstration of sequences of operation by using the matrix-style form in Appendix A in NFPA 70.

### **691-3.06 DEMONSTRATION**

Engage a factory-authorized service representative to train DOT&PF maintenance and operations personnel to adjust, operate, and maintain the fire alarm system, appliances, and devices.

### **691-4.01 METHOD OF MEASUREMENT**

This item will not be measured for payment. The construction limits for work included in this lump sum item are shown in the Plans.

**691-5.01 BASIS OF PAYMENT**

Payment for Item 691.0001 will be made at the lump sum contract price. Payment Includes all labor, equipment, materials, and professional services required to repair, replace, and recommission the Lewis Reef Road Tunnel fire detection and alarm system, as shown on the Plans and described in the Specifications.

Payment will be made under:

<b>PAY ITEM</b>		
<b>Item Number</b>	<b>Item Description</b>	<b>Unit</b>
691.0001.	Fire Detection and Alarm System Complete	LS

**KTN Lewis Reef Rd Tunnel 08/01/2025**

## SECTION 740

### SIGNALS AND LIGHTING MATERIALS

#### SPECIAL PROVISION

**740-2.23 TUNNEL LIGHTING SYSTEM.** Replace subsection 740-2.23 with the following:

Use tunnel luminaires that are vandal-resistant surface-mounted fixtures, the same or equal to existing fixtures. The replacement lamps must be as indicated on the Plans, or equal with the following characteristics: mogul based 320-watt, clear, pulse-start, horizontal-mount, metal halide type. The lamp must provide a minimum of 24,000 mean lumens with a rated life of 20,000+ hours.

Mount the ballast within the body of the fixture with a constant wattage autotransformer CWA type. See Plans for input voltage.

Provide a square lens that is flat patterned, tempered glass with a polycarbonate overlay with internal aluminum reflector.

Provide a lens frame and side housing made of stainless steel. The lens shall be gasketed to the frame and the frame shall be gasketed to the housing.

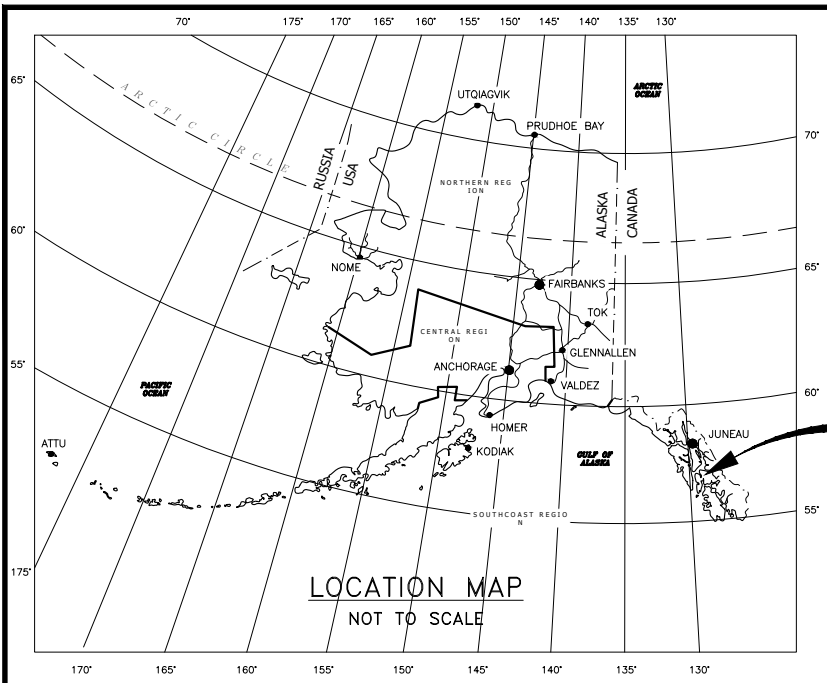
Provide fixtures that are NRTL listed for wet, damp, and dry locations. Fasten the fixture into the mounting hardware with stainless steel screws.

Submit the Manufacturer's fixture specifications and photometric data for approval prior to ordering. You may substitute fixtures having similar construction, electrical, and light distribution characteristics, if approved. Substituted fixtures must provide equivalent light levels to the specified fixtures.

**KTN Lewis Reef Rd Tunnel    08/01/2025**

---

NO.	DATE	REVISION	STATE	PROJECT DESIGNATION	YEAR	SHEET NO.	TOTAL SHEETS
			ALASKA	0003(315)/SFHWY00687	2025	A1	6



PROJECT LOCATION

STATE OF ALASKA  
DEPARTMENT OF TRANSPORTATION  
&  
PUBLIC FACILITIES

PROPOSED HIGHWAY PROJECT

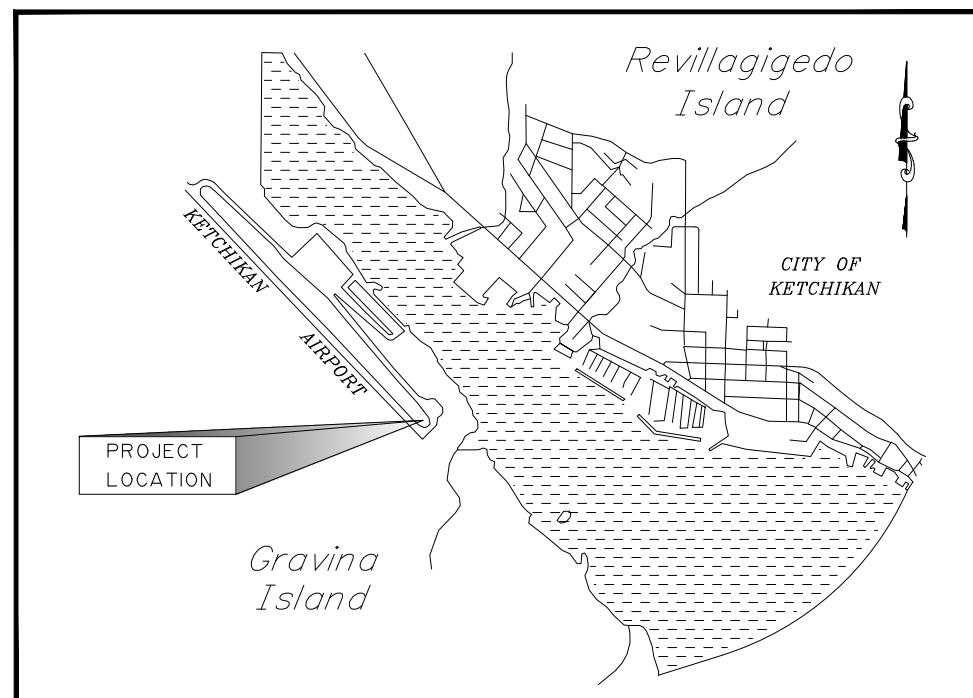
**0003(315)/SFHWY00687**  
**KTN LEWIS REEF ROAD TUNNEL**  
**LIGHTING & FIRE SUPPRESSION SYSTEM**

ILLUMINATION, ILLUMINATION CONTROL, AND FIRE DETECTION & ALARM  
NATIONAL TUNNEL INVENTORY – TUNNEL NO. 4076: LEWIS REEF ROAD TUNNEL

INDEX OF SHEETS

SHEET NO.	DESCRIPTION
A1	TITLE SHEET
A2	PROJECT LAYOUT PLAN – OVERVIEW
U1	LIGHTING PLAN
U2	LIGHTING AND FIRE ALARM DETAILS
U3	LIGHTING CONTROL & FIRE ALARM PANEL PHOTOS
U4	ELECTRICAL RISER DIAGRAMS (REFERENCE ONLY)

NOTE: REFERENCE SUPPLEMENTAL INFORMATION TO BIDDERS FOR EXISTING AS-BUILT DRAWINGS (PROJECT 68306) AND SITE PHOTOS.



STATE OF ALASKA  
DEPARTMENT OF TRANSPORTATION  
&  
PUBLIC FACILITIES

APPROVED BY: \_\_\_\_\_ DATE \_\_\_\_\_

Kirk Miller, P.E.  
Preconstruction Engineer, Southcoast Region  
ACCEPTED FOR CONSTRUCTION:

\_\_\_\_\_  
Christopher Goins, P.E., C.M.  
Regional Director, Southcoast Region

NO.	DATE	REVISION	STATE	PROJECT DESIGNATION	YEAR	SHEET NO.	TOTAL SHEETS
			ALASKA	0003(315)/SFHWY00687	2025	A2	6

**SCOPE OF THE PROJECT INCLUDES THE FOLLOWING:**

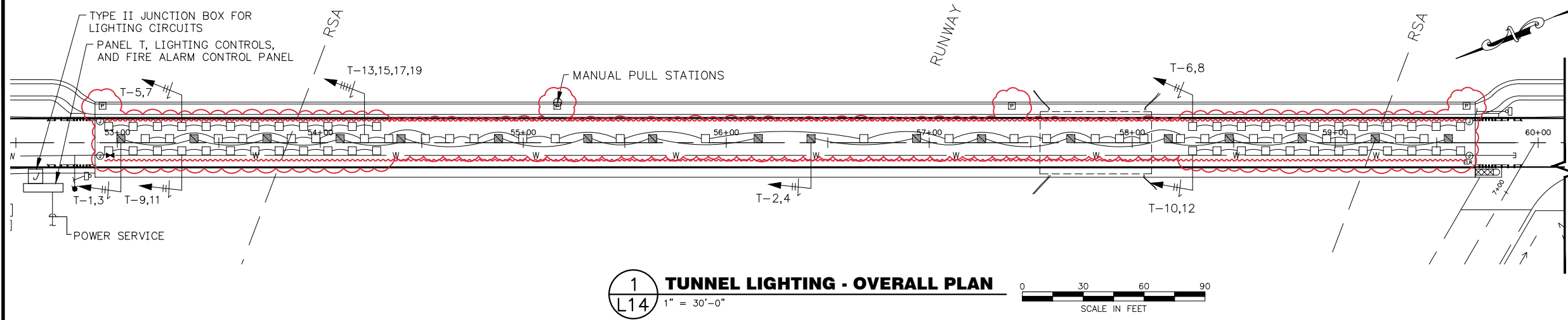
- 1 INSTALL 114 NEW LAMPS IN NEW AND EXISTING LIGHT FIXTURES AND REPLACE THREE FIXTURES, AS DIRECTED BY THE ENGINEER, WITHIN LEWIS REEF ROAD TUNNEL. PROVIDE 23 SPARE LAMPS AND TWO SPARE FIXTURES TO DOT M&O PERSONNEL.
- 2 REPLACE ELECTRICAL COMPONENTS IN AND NEAR EXISTING LIGHTING CONTROL PANEL TO RESTORE FUNCTIONALITY
- 3 REPLACE FIRE ALARM CONTROL PANEL, HORN/STROBE, AND FOUR MANUAL PULL STATIONS IN-KIND, TO RESTORE FUNCTIONALITY
- 4 RECOMMISSION THE LIGHTING CONTROL AND FIRE ALARM SYSTEMS



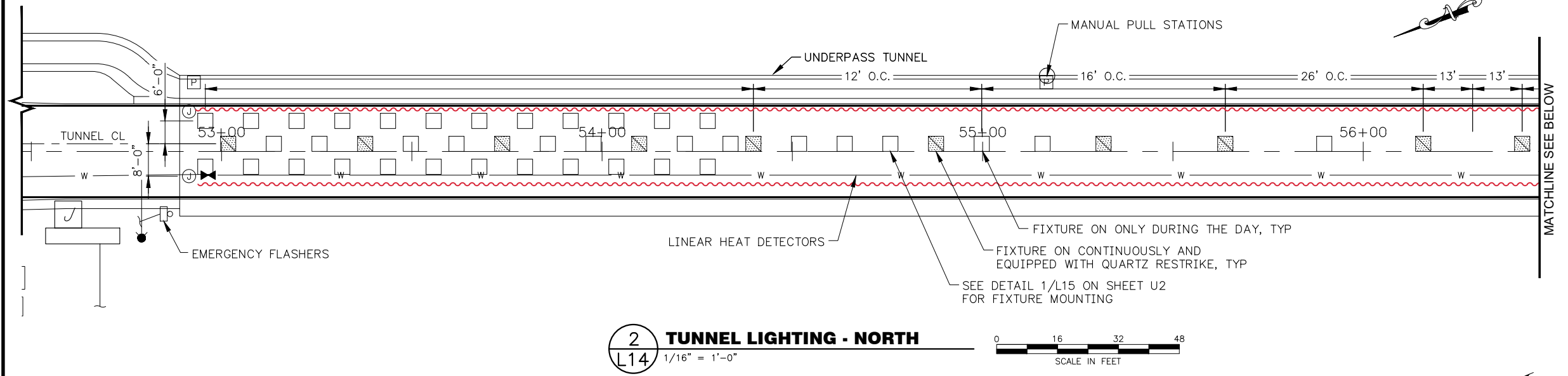
PROJECT LAYOUT  
PLAN - OVERVIEW



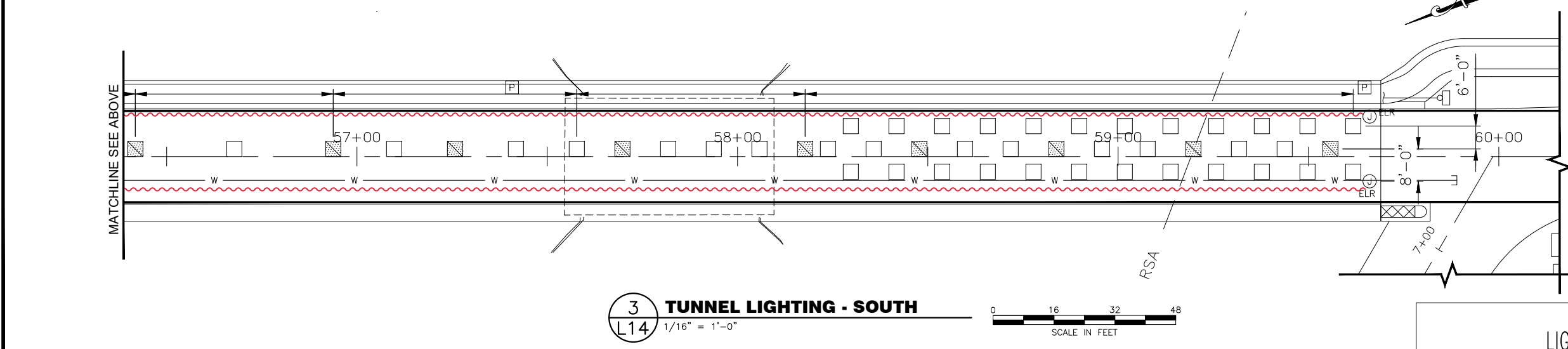
NO.	DATE	REVISION	STATE	PROJECT DESIGNATION	YEAR	SHEET NO.	TOTAL SHEETS
			ALASKA	0003(315)/SFHWY00687	2025	U1	6



**1 TUNNEL LIGHTING - OVERALL PLAN**  
 L14 1" = 30'-0"




**2 TUNNEL LIGHTING - NORTH**  
 L14 1/16" = 1'-0"



**3 TUNNEL LIGHTING - SOUTH**  
 L14 1/16" = 1'-0"

- CONSTRUCTION NOTES:**
- REMOVE ALL EXISTING LAMPS IN ALL EXISTING LIGHT FIXTURES WITHIN LEWIS REEF RD TUNNEL AND DISPOSE OF THEM ACCORDING TO ALL LOCAL CODES, STATUTES, AND REGULATIONS.
  - INSTALL NEW LAMPS IN ALL EXISTING LIGHT FIXTURES WITHIN LEWIS REEF RD TUNNEL. BASED UPON AS-BUILT DRAWINGS AND ONE SITE VISIT, THERE ARE A TOTAL OF 96 FIXTURES; 18 FIXTURES ARE TO REMAIN ON CONTINUOUSLY AND CONTAIN ONE 320-W PULSE START METAL HALIDE LAMP AND ONE 250-W QUARTZ RESTRIKE LAMP; 78 FIXTURES ARE TO REMAIN ON DURING THE DAY ONLY AND CONTAIN ONE 320-W PULSE START METAL HALIDE LAMP ONLY; THE TOTAL QUANTITY OF LAMPS IS 96 OF THE 320-W PULSE START METAL HALIDE LAMPS AND 18 OF THE 250-W QUARTZ RESTRIKE LAMPS. EXAMPLES OF REPLACEMENT LAMP PART NUMBERS ARE G.E. M154/0 FOR THE 320-W METAL HALIDE LAMPS AND G.E. Q250 FOR THE 250-W QUARTZ LAMPS. CONTRACTOR IS RESPONSIBLE TO VERIFY ALL PART NUMBERS.
  - REPLACE THREE FIXTURES AS DIRECTED BY THE ENGINEER WITH NEW, REPLACEMENT IN KIND FIXTURES. THE AS-BUILT DRAWINGS INDICATE THE EXISTING FIXTURES ARE PARAMOUNT LIGHTING #S8320M9S3-D6-J6-M2-480V (WITH OR WITHOUT Y3 OPTION, AS INDICATED ON THE PLANS). THE ENGINEER WILL SPECIFY WHICH THREE FIXTURES ARE TO BE REPLACED AFTER THE LIGHTING CONTROL PANEL REPAIRS HAVE BEEN MADE AND ALL OF THE RE-LAMPING HAS BEEN COMPLETED. PROVIDE THE FOLLOWING TO DOT M&O PERSONNEL AS SPARES: TWO LIGHT FIXTURES, 19 320-W PULSE START METAL HALIDE LAMPS, AND FOUR 250-W QUARTZ RESTRIKE LAMPS.
  - REPLACE ALL FOUR MANUAL PULL STATIONS IN-KIND IN THE SAME LOCATIONS AS EXISTING. THE EXISTING PULL STATION LOCATIONS SHOWN ON THIS PLAN ARE DIAGRAMMATIC AND DO NOT REFLECT THE EXACT LOCATIONS OF THE EXISTING DEVICES.
  - CONTRACTOR IS RESPONSIBLE TO PROVIDE A FULLY FUNCTIONING ILLUMINATION AND LIGHTING CONTROL SYSTEM UPON COMPLETION OF THE REPLACEMENT WORK SHOWN ON THESE PLANS.
  - THE CLOUDED WORK IS THE WORK REQUIRED TO BE PERFORMED PER THIS CONTRACT.

EXISTING AS-BUILT DRAWINGS SHOWN. VIEW THIS SHEET IN COLOR. NEW WORK AND MATERIALS ARE CIRCLED IN RED. OTHER MATERIALS AND NOTES NOT CIRCLED IN RED APPLY TO EXISTING FEATURES TO REMAIN.

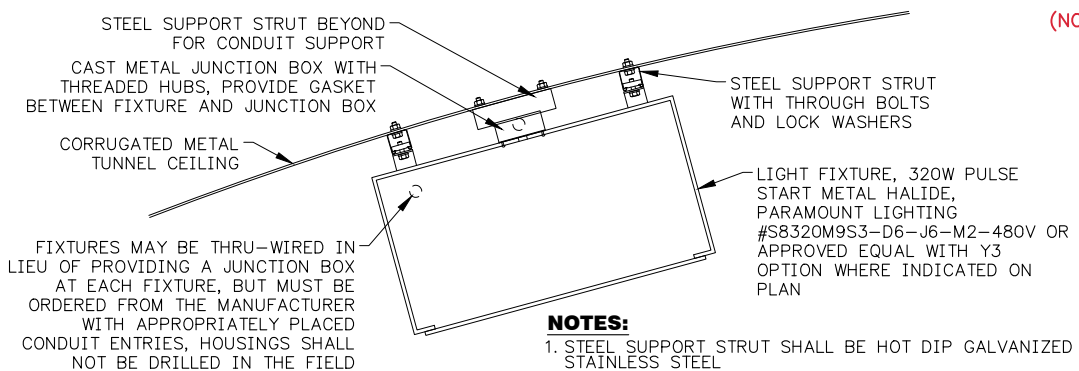
**LEGEND:**  
 NEW FIELD WORK ITEMS

LIGHTING PLAN

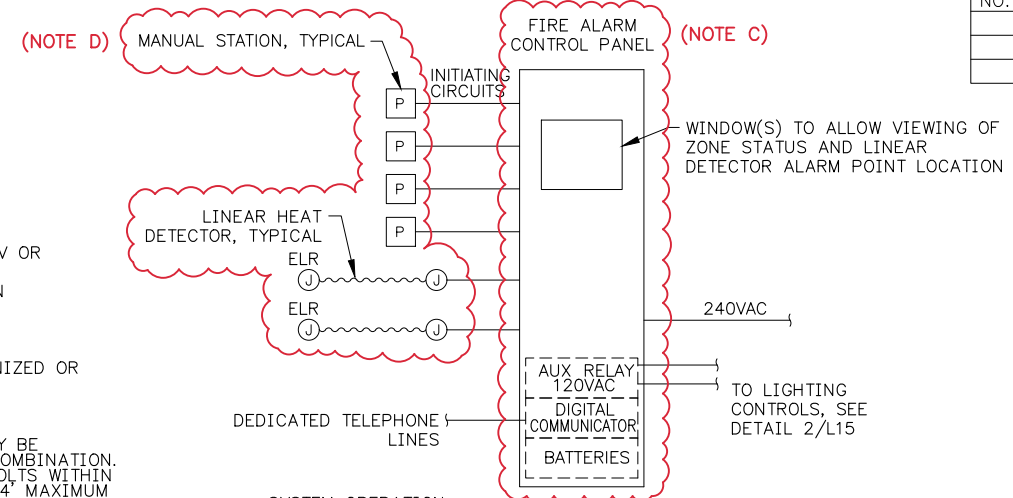


R:\cad\4076\4076-3 Wed, Sep/17/25 03:26pm

NO.	DATE	REVISION	STATE	PROJECT DESIGNATION	YEAR	SHEET NO.	TOTAL SHEETS
			ALASKA	0003(315)/SFHWY00687	2025	U2	6



- NOTES:**
- STEEL SUPPORT STRUT SHALL BE HOT DIP GALVANIZED OR STAINLESS STEEL
  - HARDWARE SHALL BE STAINLESS STEEL
  - STEEL SUPPORT STRUT FOR FIXTURE SUPPORT MAY BE CONTINUOUS, SEGMENTS AT EACH FIXTURE, OR A COMBINATION. WHERE STRUT IS CONTINUOUS, LOCATE THROUGH BOLTS WITHIN 12" OF EACH SIDE OF EACH FIXTURE AND EVERY 4' MAXIMUM BETWEEN FIXTURES
  - MOUNTING SHOWN IS SUGGESTED MOUNTING METHOD. CONTRACTOR MAY PROPOSE ALTERNATE INSTALLATION FOR REVIEW BY THE ENGINEER



**SYSTEM OPERATION:**  
ACTIVATION OF HEAT DETECTOR OR PULL STATION SHALL ACTIVATE EMERGENCY FLASHERS, TRANSMIT ALARM SIGNAL TO A CENTRAL STATION, AND DISPLAY THE LOCATION OF THE ALARMING DEVICE

PANEL 'T'									
CKT	LOAD	BRANCH		CONN KVA		BRANCH		LOAD	CKT
		BKR	VA	A	B	VA	BKR		
1	TUNNEL LIGHTING - NORTH (NIGHT)	20/2	2106	4.2		2106	20/2	TUNNEL LIGHTING - SOUTH (NIGHT)	2
3	SEE NOTE 1		2106		4.2	2106		SEE NOTE 1	4
5	TUNNEL LIGHTING - NORTH	20/2	2208	4.4		2208	20/2	TUNNEL LIGHTING - SOUTH	6
7	SEE NOTE 2		2208		4.4	2208		SEE NOTE 2	8
9	TUNNEL LIGHTING - NORTH	20/2	2208	4.4		2208	20/2	TUNNEL LIGHTING - SOUTH	10
11	SEE NOTE 2		2208		4.4	2208		SEE NOTE 2	12
13	TUNNEL LIGHTING - CENTER	20/2	2760	2.8					14
15	SEE NOTE 2		2760		2.8				16
17	TUNNEL LIGHTING - CENTER	20/2	2760	2.8					18
19	SEE NOTE 2		2760		2.8				20
21	LIGHTING CONTROLS	15/1	500	0.5					22
23	EMERGENCY FLASHERS	15/1	160		0.2				24
25	FIRE ALARM CONTROL PANEL	15/1	300	0.3					26
27					0.0				28
29					0.0				30
CONNECTED LOAD			38.1 KVA	19.4	18.7			PANEL SPECIFICATIONS	
NEC DEMAND			47.5 KVA	81	78			MAINS RATING AMPS - 150	
			99 AMPS					MAIN CIRCUIT BREAKER AMPERES - 150	
								CAPACITY ONE-POLE CIRCUITS - 30	
								SYSTEM VOLTAGE - 480/240	
								PHASE, NO. OF WIRES - 1 PH, 3 W	
								AIC RATING - 10,000	
								ENCLOSURE - NEMA 4X	

PANEL NOTES  
1. SERVE LIGHTING DIRECTLY FROM CIRCUIT BREAKER.  
2. SERVE LIGHTING THROUGH NORMALLY-CLOSED CONTACTOR SO LIGHTING IS ENERGIZED DURING THE DAY.

1 **FIXTURE MOUNTING DETAIL**  
L15 N.T.S.

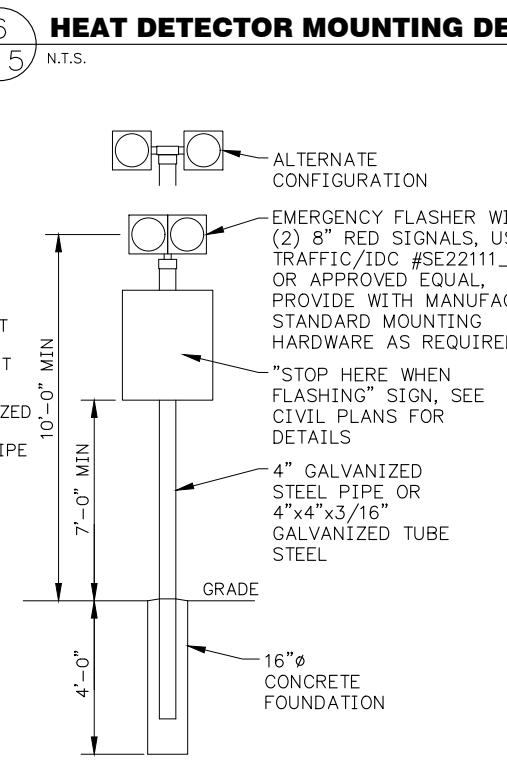
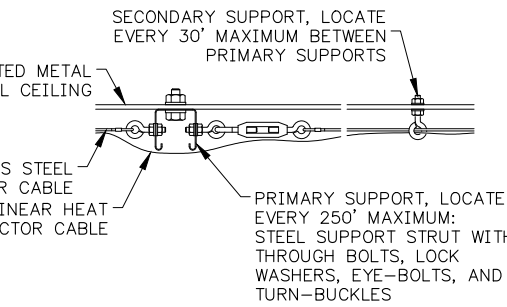
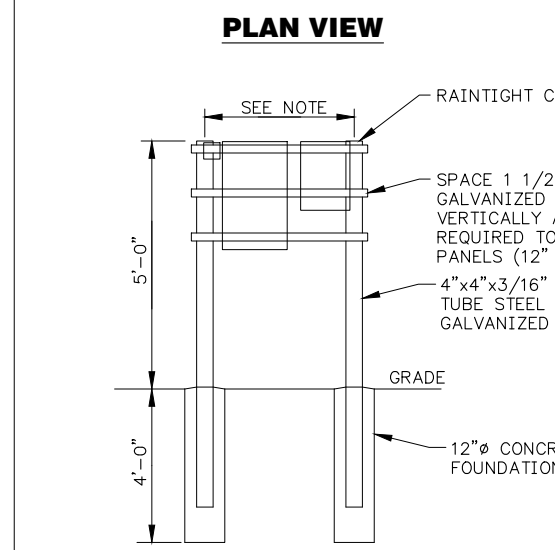
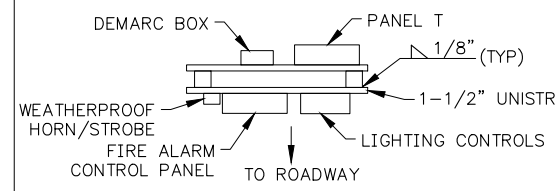
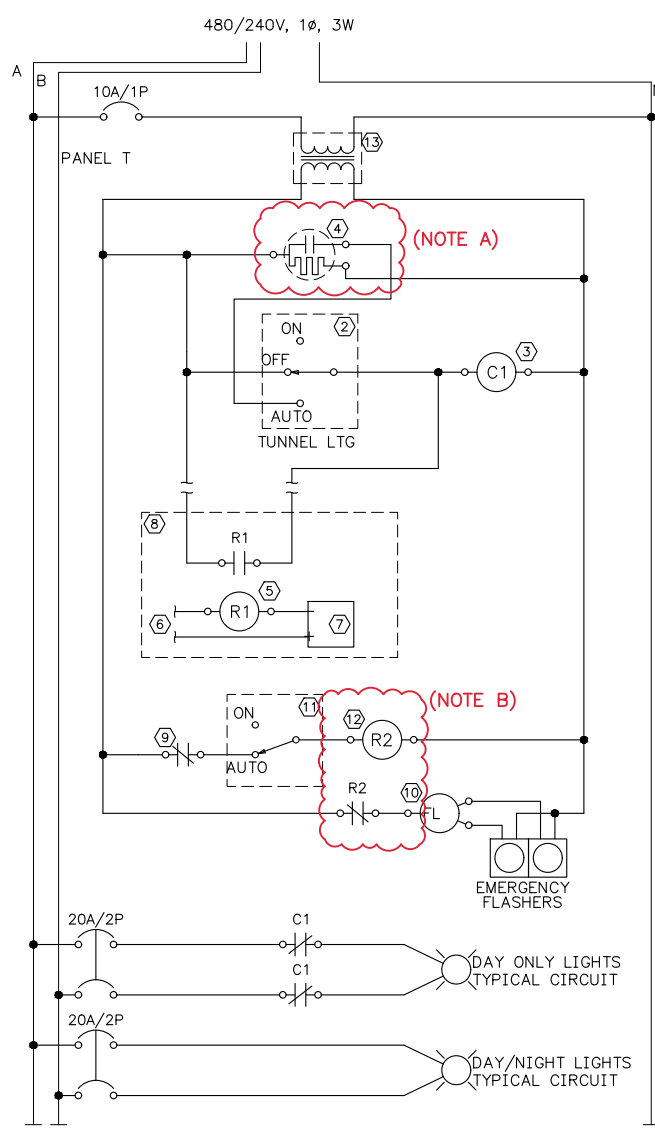
5 **FIRE ALARM RISER DIAGRAM**  
L15 N.T.S.

EXISTING AS-BUILT DRAWINGS SHOWN. VIEW THIS SHEET IN COLOR. NEW WORK AND MATERIALS ARE CIRCLED IN RED. OTHER MATERIALS AND NOTES NOT CIRCLED IN RED APPLY TO EXISTING FEATURES TO REMAIN.

**LEGEND:**  
NEW FIELD WORK ITEMS

- LIGHTING CONTROL NOTES:**
- MOUNT LIGHTING CONTROLS IN A NEMA 4X ENCLOSURE WITH INTERNAL DEAD-FRONT PANEL UNLESS OTHERWISE NOTED.
  - ON-OFF-AUTO SWITCH, SQUARE D #KS43B OR APPROVED EQUAL, MOUNT IN DEAD-FRONT PANEL AND LABEL "DAYTIME TUNNEL LIGHTING"
  - 30A/12-POLE CONTACTOR. CONTACTOR SHALL BE ELECTRICALLY HELD WITH 120V COIL, SQUARE D TYPE LO OR APPROVED EQUAL
  - 120V ADJUSTABLE PHOTOCELL LOCATED AT LOADCENTER
  - 24VDC CONTROL RELAY
  - ROUTE TO N.O. OVERLOAD ALARM CONTACTS IN GENERATOR CONTROLLER, SET TO CLOSE AT 95% OF RATED LOAD
  - 24VDC POWER SUPPLY OR 24V PROVIDED BY GENERATOR CONTROLS
  - MOUNT RELAY (AND POWER SUPPLY IF PROVIDED) IN NEMA 1 ENCLOSURE IN GENERATOR MODULE
  - CONTACTS IN FIRE ALARM CONTROL PANEL, SEE DETAIL 5/L15
  - ALTERNATING FLASHER MODULE, 120VAC
  - ON-AUTO SWITCH, SQUARE D #KS11B OR APPROVED EQUAL, MOUNT IN DEAD-FRONT PANEL AND LABEL "EMERGENCY FLASHERS"
  - 15A, 120VAC POWER RELAY
  - 1.5kW, 240-120V TRANSFORMER, MOUNT IN CONTROL ENCLOSURE

- CONSTRUCTION NOTES:**
- REMOVE AND DISPOSE OF THE EXISTING PHOTOELECTRIC CONTROL LIGHT SENSOR AND THE CORRODED CONDUIT BODY ON WHICH IT IS INSTALLED. CONTRACTOR SHALL REPLACE THE CONDUIT BODY AND 120V ADJUSTABLE PHOTOELECTRIC CELL IN KIND, USING A GALVANIZED RIGID CONDUIT OUTLET BODY. THE SYSTEM SHALL OPERATE AS FOLLOWS: WITH THE ON-OFF-AUTO SWITCH IN THE "ON" POSITION, ALL LIGHTS ARE ON; WITH THE ON-OFF-AUTO SWITCH IN THE "OFF" POSITION, ALL LIGHTS ARE OFF; WITH THE ON-OFF-AUTO SWITCH IN THE "AUTO" POSITION, ALL LIGHTS ARE ON DURING THE DAY AND ONLY 18 LIGHTS ARE ON DURING THE NIGHT. WITH THE ON-AUTO SWITCH IN THE "ON" POSITION, EMERGENCY FLASHERS ARE ON; WITH THE ON-AUTO SWITCH IN THE "AUTO" POSITION, EMERGENCY FLASHERS ARE ON IF COMMANDED BY THE FIRE ALARM CONTROL PANEL (FACP), OTHERWISE THE EMERGENCY FLASHERS ARE OFF.
  - REMOVE THE EXISTING LIGHTING CONTRACTOR AND RELAY ASSEMBLY AND PROVIDE TO DOT MAINTENANCE PERSONNEL. THIS CONTRACTOR IS NOT COMPATIBLE WITH THE LIGHTING CONTROL SYSTEM. CONTRACTOR SHALL REPLACE THE CONTRACTOR AND RELAY ASSEMBLY WITH A MODERN REPLACEMENT-IN-KIND FOR THE ORIGINAL UNIT, R2, WHICH WAS A GUARDIAN ELECTRIC SERIES 2200 DPDT CONTRACTOR, LISTED ON THE AS-BUILT PLANS AS A 15A, 120VAC POWER RELAY. THIS IS REQUIRED TO BE A NORMALLY-CLOSED (SHELF-STATE, WITH VOLTAGE REMOVED) CONTRACTOR. THE SYSTEM SHALL OPERATE AS FOLLOWS: THE CONTACT WITHIN THE FACP WILL KEEP R2 COIL ENERGIZED DURING NORMAL OPERATION, WHICH WILL HOLD THE R2 CONTACT OPEN AND KEEP THE EMERGENCY FLASHERS DE-ENERGIZED. UPON A SIGNAL FROM THE FACP, OR UPON COMPLETE LOSS OF POWER AT THE FACP, THE R2 CONTACT WILL RETURN TO THE CLOSED, SHELF STATE AND ENERGIZE THE EMERGENCY FLASHERS. CONTRACTOR SHALL TEST AND VERIFY THIS OPERATION.
  - REPLACE EXISTING FACP IN-KIND. SEE SHEET U3.
  - REPLACE ALL FOUR MANUAL PULL STATIONS. ALL EXISTING LINEAR HEAT DETECTOR CABLES ARE TO REMAIN IN SERVICE.
  - CONTRACTOR IS RESPONSIBLE TO PROVIDE A FULLY FUNCTIONING ILLUMINATION AND LIGHTING CONTROL SYSTEM, AND FIRE DETECTION & ALARM SYSTEM, UPON COMPLETION OF THE REPLACEMENT WORK SHOWN ON THESE PLANS.
  - THE CLOUDED WORK IS THE WORK REQUIRED TO BE PERFORMED PER THIS CONTRACT.
  - THE EXISTING FIRE PROTECTIVE COATING IS DETACHING FROM THE TUNNEL INTERIOR AND EXTERIOR. THIS IS A KNOWN ISSUE THAT HAS NOT YET BEEN REMEDIATED AND WHICH IS NOT PART OF THE SCOPE OF THIS PROJECT. ADDITIONAL SECTIONS OF THIS COATING CONTINUE TO DETACH AND FALL FROM THE TUNNEL INTERIOR. NOTE THAT THIS DEBRIS IS A KNOWN HAZARD AND TAKE NECESSARY PRECAUTIONS TO PROTECT WORKERS FROM THIS HAZARD DURING CONSTRUCTION.



2 **TUNNEL LIGHTING CONTROL DETAIL**  
L15 N.T.S.


3 **PANEL MOUNTING DETAIL**  
L15 N.T.S.

4 **EMERGENCY FLASHER DETAIL**  
L15 N.T.S.




R:\cad\4076\4076-4 Wed\_Sep/17/25 03:26pm

NO.	DATE	REVISION	STATE	PROJECT DESIGNATION	YEAR	SHEET NO.	TOTAL SHEETS
			ALASKA	0003(315)/SFHWY00687	2025	U3	6




**ELECTRICAL EQUIPMENT RACK**

No Scale



**FIRE ALARM CONTROL PANEL**

No Scale



**LIGHTING CONTROL PANEL**

No Scale

**CONSTRUCTION NOTES:**

- A. TO BE REPLACED. SEE SHEET U2.
- B. U.L. 864-LISTED FIRE ALARM CONTROL PANEL MUST BE REPLACED IN-KIND. EXISTING PANEL IS PROTECTOWIRE FS2006-120-A6BRS\*-LT16. REPLACEMENT PANEL IS PROTECTOWIRE IWD-8131A FS2000, COMPLETE WITH BATTERY AND BATTERY BOX. AUTHORIZED PROTECTOWIRE DISTRIBUTORS ARE GMW FIRE PROTECTION AND YUKON FIRE.
- C. OFFER ALL REPLACEMENT COMPONENTS TO M&O PERSONNEL. IF M&O PERSONNEL DETERMINE THE COMPONENTS ARE OF NO SALVAGE VALUE, THE COMPONENTS BECOME THE PROPERTY OF THE CONTRACTOR; DISPOSAL OF COMPONENTS MUST BE DONE ACCORDING TO ALL LOCAL CODES, STATUTES, AND REGULATIONS.
- D. REMOVE THE EXISTING AUDIBLE ALARM HORN/STROBE COMBINATION UNIT AND REPLACE IN-KIND WITH A NEW UNIT. RE-TERMINATE THE EXISTING CONDUCTORS AT THE NEW UNIT.
- E. RECOMMISSION THE FACP AND FIRE AND DETECTION ALARM SYSTEM.
- F. AT THE COMPLETION OF THIS PROJECT, EITHER THE EXISTING UL LISTING MUST BE MAINTAINED, OR A NEW FIELD EVALUATION ALONG WITH UL LISTING AND APPROVAL MUST BE OBTAINED, FOR THE EXISTING LIGHTING CONTROL PANEL. AS PART OF THIS CONTRACT, ENSURE THIS LISTING AND LABELING IS COMPLETED. THE EXISTING LISTING APPEARS TO BE PER UL 508A OPEN INDUSTRIAL CONTROL PANELS.
- G. PROVIDE A FULLY FUNCTIONING FIRE ALARM AND NOTIFICATION SYSTEM, AND ILLUMINATION AND LIGHTING CONTROL SYSTEM, UPON COMPLETION OF THE REPLACEMENT WORK SHOWN ON THESE PLANS. ALL EQUIPMENT AND MATERIAL DEEMED BY DOT M&O PERSONNEL TO HAVE NO SALVAGE VALUE SHALL BE DISPOSED OF BY THE CONTRACTOR IN ACCORDANCE WITH ALL LOCAL CODES, STATUTES, AND REGULATIONS.

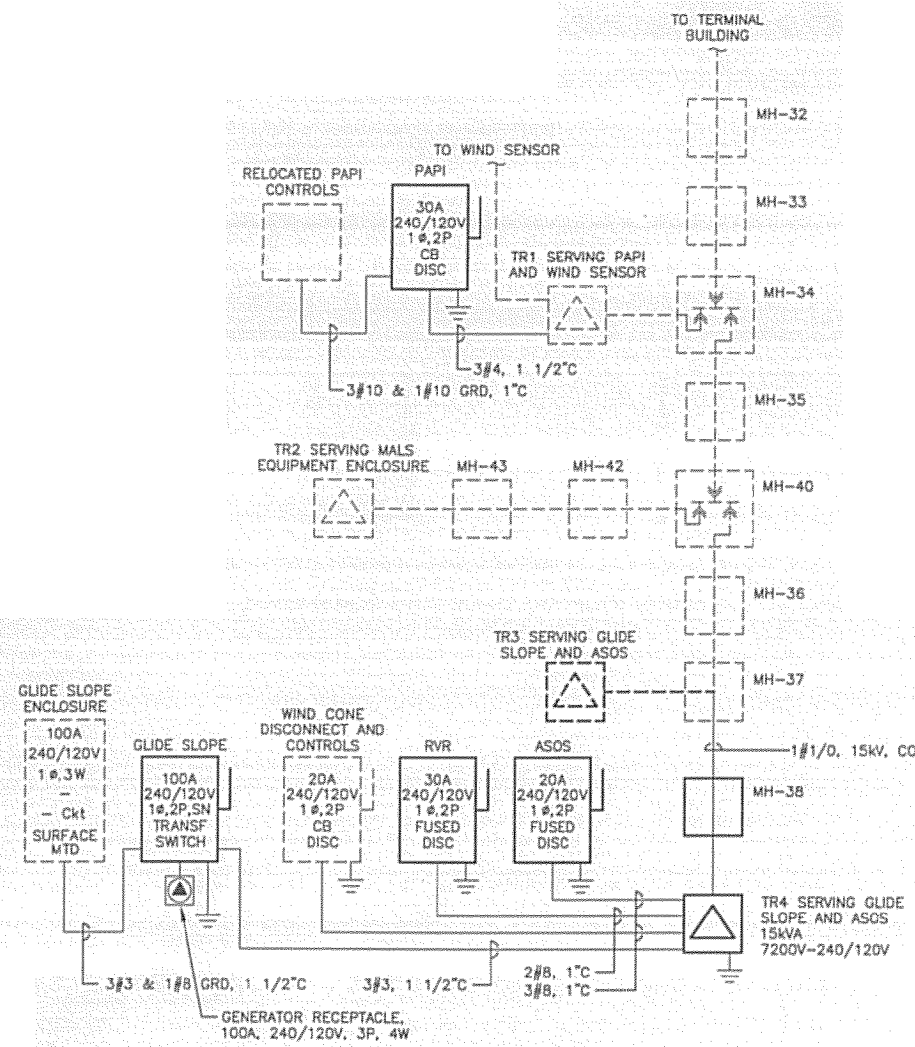
EXISTING AS-BUILT CONDITIONS SHOWN. VIEW THIS SHEET IN COLOR. NEW WORK AND MATERIALS ARE CIRCLED IN RED. OTHER MATERIALS AND NOTES NOT CIRCLED IN RED APPLY TO EXISTING FEATURES TO REMAIN.

**LEGEND:**  
 NEW FIELD WORK ITEMS

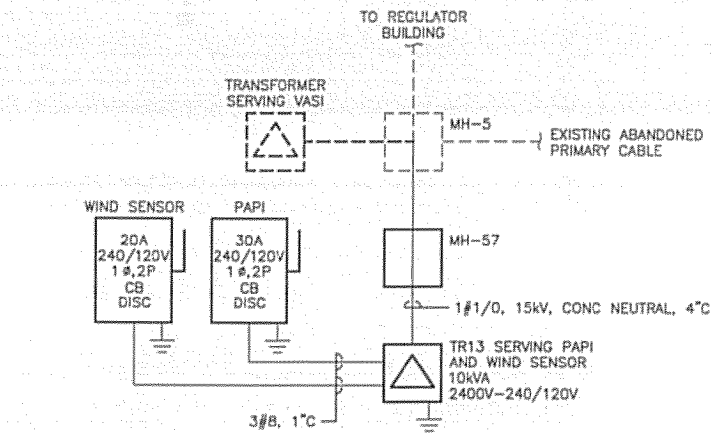
LIGHTING CONTROL & FIRE ALARM PANEL  
PHOTOS



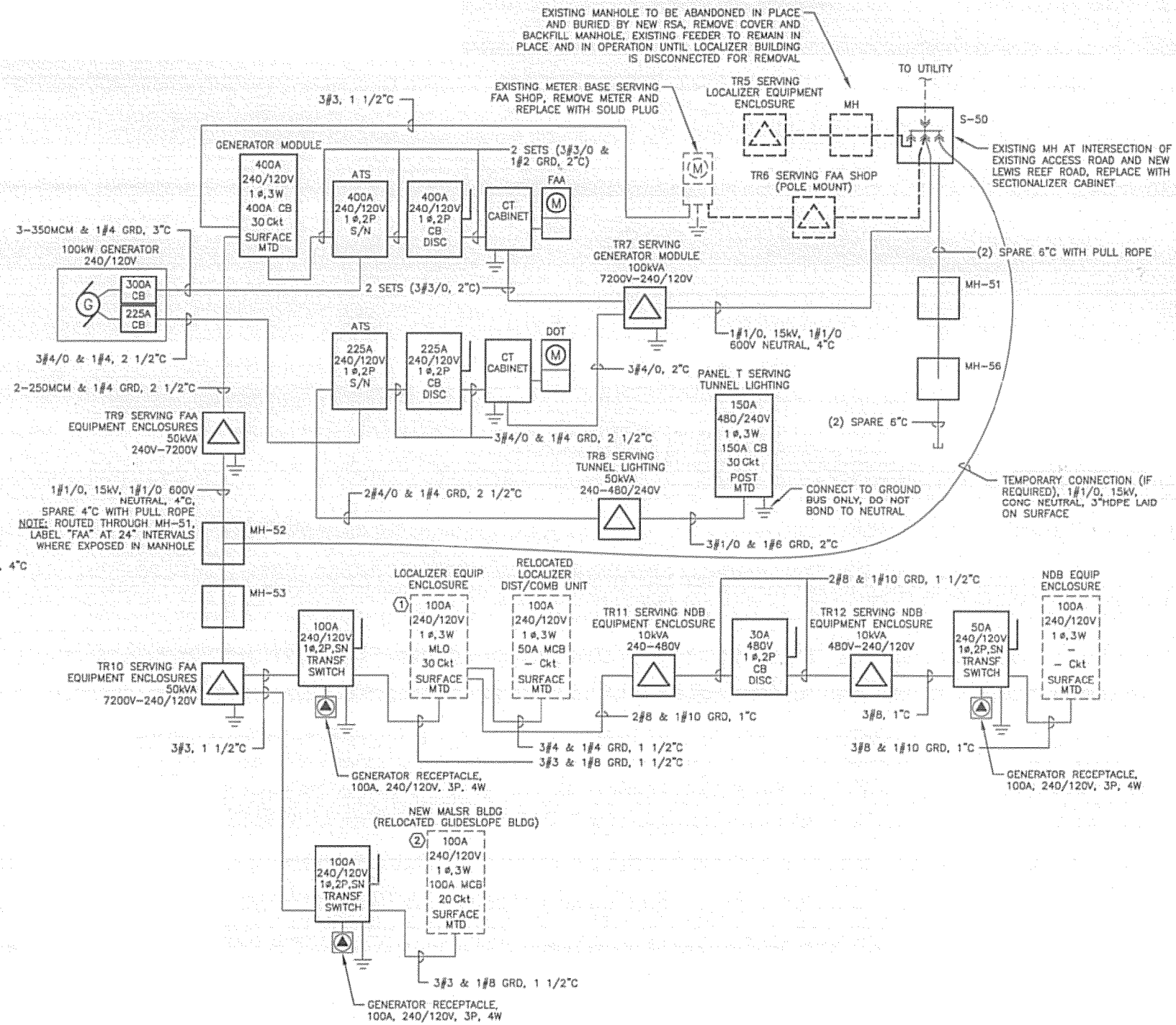
NO.	DATE	REVISION	STATE	PROJECT DESIGNATION	YEAR	SHEET NO.	TOTAL SHEETS
			ALASKA	0003(315)/SFHWY00687	2025	U4	6



**2 RISER DIAGRAM - WEST**  
G14 N.T.S.



**3 RISER DIAGRAM - SOUTH**  
G14 N.T.S.



**1 RISER DIAGRAM - EAST**  
G14 N.T.S.

**NOTES:**

- UNDERGROUND CONDUITS SHALL BE HDPE UNLESS OTHERWISE INDICATED ON THE PLANS. TRANSITION TO PVC COATED RMC PRIOR TO THE ELBOW OR 2' OUTSIDE STRUCTURE FOOTPRINT, WHICHEVER COMES FIRST, FOR STUB-UPS TO EQUIPMENT OR STRUCTURES.
- COORDINATE ALL CONNECTIONS, DISCONNECTIONS, AND OTHER WORK ASSOCIATED WITH THE EXISTING PRIMARY ELECTRIC LINES ON THE EAST END OF THE RUNWAY WITH KETCHIKAN PUBLIC UTILITIES.

**RISER DIAGRAM LEGEND**

- EXISTING TO REMAIN OR NEW PROVIDED BY OTHERS
- - - EXISTING TO BE REMOVED
- NEW WORK

⊥ INDICATES CONNECTION TO GROUND RING (WHERE PRESENT) OR (2) 3/4"x10" GROUND RODS CONNECTED BY #6BC (WHERE GROUND RING IS NOT PRESENT)

**PANEL NOTES:**

- PROVIDE (2) 50A/2P CIRCUIT BREAKERS TO SERVE THE DIST/COMB UNIT AND TR11.
- PROVIDE 80A/2P CIRCUIT BREAKER TO SERVE MALS SYSTEM.

ELECTRICAL RISER DIAGRAMS  
(REFERENCE ONLY)

**FOR REFERENCE ONLY**