



STATE OF ALASKA
Department of Corrections
Division of Administrative Services
802 3rd Street, Suite 220
Douglas, AK 99824

Invitation to Bid

No. 240002942

Date of Issue: **September 13, 2024**

Project:

**Goose Creek Correctional Center (GCCC) Boiler
Replacement, Phase II**
Wasilla, Alaska

Bidders Are Not Required to Return This Form.

Michael Lim
Procurement Manager
Department of Corrections

Shawn Ratliff
Facilities Manager / Project Manager
Department of Corrections

TABLE OF CONTENTS

Division 00 - Bidding and Contract Requirements

00020	Invitation To Bid/Notice to Bidders, 25D-7 (7/18)
00100	Information to Bidders, 25D-3S (3/19)
00102	Required Documents, 25D-4S (7/18)
00310	Bid Form, 25D-9 (7/03)
00311	Alaska Products Preference Worksheet (12/19)
00312	Bid Schedule (00312)
00320	Alaska Bidder Preference Certification, 25D-19
00410	Bid Bond, 25D-14 (8/01)
00420	Bid Modification, 25D-16 (7/18)
00430	Subcontractor List, 25D-5 (5/17)
00510	Construction Contract, 25D-10A (8/01)
00610	Payment Bond, 25D-12 (8/01)
00620	Performance Bond, 25D-13 (8/01)
00670	Contractor's Questionnaire, 25D-8 (8/01)
00700	General Conditions (12/11)
00800	Supplementary Conditions
00830	Laborers' and Mechanics' Minimum Rates of Pay

(Use the State wage rates that are in effect 10 days before Bid Opening. State wage rates can be obtained at <http://www.labor.state.ak.us/lss/pamp600.htm>.)

Division 01 –Administrative Requirements

01000	General Requirements
01540	Security
01560	Cleaning

Division 23 – Mechanical

Division 26 – Electrical

MISC

Alaska Veterans Preference Affidavit 25D-17
Security Clearance / PREA Form (Required for Site Inspection)
Substitute Request Form

CONTRACT DRAWINGS

END TABLE OF CONTENTS



STATE OF ALASKA
DEPARTMENT OF CORRECTIONS

INVITATION TO BID

for Construction Contract

Date September 13, 2024

Goose Creek Correctional Center (GCCC) Boiler Replacement Phase II

Project Number: 240002942

The Department invites bidders to submit bids for furnishing all labor, equipment, and materials and performing all work for the project described below. **Bids will be opened publicly at 2:00 PM local time, in the Douglas Island Building, Suite 220, 802 3rd Street, Douglas Alaska, on October 10, 2024.**

Location of Project: Goose Creek Correctional Center, 22301 West Alsop Road, Wasilla, Alaska 99623

Contracting Officer: Michael Lim

Issuing Office: Alaska Department of Corrections
802 3rd Street, Suite 220
Douglas, Alaska 99824

State Funded Federal Aid

Description of Work:

The Alaska Department of Corrections (DOC) is seeking a turn-key solution for removing the existing Aerco condensing boilers units and replacing with Aerco Benchmark BMK3000 boilers & flue assemblies supplied by DOC at Goose Creek Correctional Center (GMCC) in Wasilla, Alaska. The intent of this contract is to replace the boilers identified in the attached Engineering drawing sheet.

Note: This project is in an active Jail and the owner will be operating the facility 24/7 during the project. As such, the contractor is required to work inside and outside of the secure perimeter. All tools and materials shall be removed and stored outside of the secure perimeter at the end of the workday or in an approved locked container. Tools inventory sheets or shadow board will be required for any tools secured on site.

Project DBE Utilization Goal: Race-Neutral

The Engineer's Estimate is around \$750,000-800,000.00 NTE

All work shall be completed in N/A Calendar Days, or by **February 28, 2025**

The Department will identify interim completion dates, if any, in the Special Provisions.

The apparent successful bidder must furnish a payment bond in the amount of 100% of the contract and a performance bond in the amount of 100% of the contract as security conditioned for the full, complete, and faithful performance of the contract. The apparent successful bidder must execute the said contract and bonds within **ten (10)** calendar days, or such further time as may be allowed in writing by the Contracting Officer, after receiving notification of the acceptance of their bid.

Submission of Bidding Documents

ALL HAND DELIVERED BIDS, INCLUDING ANY AMENDMENTS OR WITHDRAWALS, MUST BE RECEIVED PRIOR TO BID OPENING. BIDS SHALL BE SUBMITTED ON THE FORMS FURNISHED AND MUST BE IN A SEALED ENVELOPE MARKED AS FOLLOWS:

Bidding Documents for Project: GCCC Boiler Replacement, Phase II Goose Creek Correctional Center 22301 West Alsop Road Wasilla, Alaska 99623 Project No. 240002942	ATTN: Michael Lim State of Alaska Department of Corrections 802 3 rd Street, Suite 220 Douglas, Alaska 99824 OR Submit a bid via email to: Erin.messing@alaska.gov
--	---

ENSURE THAT YOU PUT YOUR **RETURN BUSINESS NAME AND ADDRESS** ON THE SEALED ENVELOPE AS WELL.

It is incumbent upon the bidder to ensure its bid, any amendments, and/or withdrawal arrive, in its entirety, at the location and before the deadline stated above. A bidder sending a bid amendment or withdrawal via email must transmit its documentation to the Department at this email address: erin.messing@alaska.gov, or phone number: (907) 465-8169.

To be responsive, a bid must include a bid guaranty equal to 5% of the amount bid. (*When calculating the bid amount for purposes of determining the 5% value of the bid guaranty, a bidder shall include its base bid amount, plus the amount bid for alternate and supplemental bid items, if any.*)

The Department hereby notifies all bidders that it will affirmatively ensure that in any contract entered into pursuant to this Invitation, Disadvantaged Business Enterprises will be afforded full opportunity to submit bids and will not be discriminated against on the grounds of race, color, national origin, or sex in consideration for an award.

NOTICE TO BIDDERS

Bidders are hereby notified that the following data may assist in preparing bids:

DOC Form 25D-3, Information to Bidders, is part of these bid documents.

QUESTIONS AND PLANS / SPECIFICATIONS: One copy per contractor at no charge (additional copies may be purchased at .25 cents per page). All questions relating to this project and solicitation shall be directed to:

Michael Lim, DOC Procurement Manager
Phone: (907) 465-6014, Email: michael.lim@alaska.gov

QUESTIONS:

Questions pertaining to the project requirement and specifications should be in writing and received by the procurement officer no later than close of business **October 4, 2024**, to allow adequate time for the issuance of an addendum, if needed.

OTHER INFORMATION:

GCCC On-Site Work Schedule Limitations: On-site work shall be 7 days a week, from 7:00 AM until 5:00 PM. No overtime allowed unless approved by the DOC.

Pre-Bid Inspection of Site Meeting: A Pre-Bid Site Visit is scheduled for October 1, 2024, at 9:00 AM local time and is **MANDATORY**. Interested vendors must contact: Project Manager: Shawn Ratliff, (907) 269-7035, to register for the inspection and submit the "Clearance Form" for security sergeant to run a background check to allow access to the facility. A form must be filled out for everyone attending the site visit. Forms must be submitted 72 hours in advance. Clearance form is in this bid packet. Email your forms to shawn.ratliff@alaska.gov. Vendors are to meet the Project Manager in the Administrative Lobby of the facilities access to the correctional facility and surrounding area must be controlled.

Special Needs: If you require special accommodation due to a disability in order to inspect the property, please notify John Gard at 907-269-7391 at least 48 hours in advance of site visit.

Authorities: This Invitation to Bid is being solicited by the Department of Corrections (DOC) under delegated authority from the Department of Transportation and Public Facilities (DOT/PF). AS 36.30 and DOT/PF forms, policies and procedures will be used in the award and administration of this contract. However, where the "DOT/PF" is referenced, it should be considered as referencing the Department of Corrections under delegated authority from DOT/PF.

STATE OF ALASKA
DEPARTMENT OF CORRECTIONS

INFORMATION TO BIDDERS

This Information to Bidders outlines requirements that a bidder must follow when submitting a bid. The Department will reject a noncompliant bid.

100.01 BIDDERS QUALIFICATIONS

A bidder shall:

Submit evidence of a valid Department of Commerce, Community, and Economic Development certificate of Contractor Registration (Contractor Registration), under AS 08.18, and submit evidence of a valid Alaska Business License prior to award; and

When requested, submit a completed Contractor's Questionnaire (Form 25D-8) stating previous experience in performing comparable work, business and technical organization, financial resources, and equipment available to be used in performing the work.

Before a bid is considered for award, the bidder may be requested by the Department to submit a statement of facts, in detail, as to his previous experience in performing comparable work, his business and technical organization, financial resources, and plant available to be used in performing the contemplated work.

100.02 CONTENTS OF BID PACKAGE

Upon request, the Department will furnish prospective bidders with a bid package, at the price stated in the Invitation To Bid.

The bid package includes the following:

- 1) Location and description of the project;
- 2) Time in which the work must be completed;
- 3) Amount of the bid guaranty;
- 4) Date, time, and place when bids are due;
- 5) Plans and specifications; and
- 6) Bid forms.

Unless otherwise stated in the bid package, the Plans, Contract Provisions and Specifications, Standard Modifications, Special Provisions, permits, forms and any other documents designated in the bid package are considered a part of the bid whether attached or not.

100.03 EXAMINATION OF CONTRACT REQUIREMENTS

Bidders are responsible for carefully examining the plans, specifications and all other documents incorporated in the contract to determine the requirements thereof before preparing bids.

Any explanation desired by bidders regarding the meaning or interpretation of drawings and specifications must be requested in writing and with sufficient time allowed for a reply to reach them before the submission of their bids. Oral explanations or instructions given before the award of the contract will not be binding. Any interpretation made will be in the form of an addendum to the

specifications or drawings and will be furnished to all bidders and its receipt by the bidder shall be acknowledged.

100.04 CONDITIONS AT SITE OF WORK

Bidders are responsible for visiting the site to ascertain pertinent local conditions such as the location, accessibility and character of the site, labor conditions, the character and extent of the existing work within or adjacent thereto, and any other work being performed thereon.

100.05 PREPARATION OF BIDS

A. A bidder shall prepare its bid using the Department provided bid forms or legible copies of the Department's forms.

The bid must be signed in ink by the person or persons authorized to sign the Contract for the bidder. If a bidder is a corporation, the bid must be signed by a corporate officer or agent with authority to bind the corporation. If a bidder is a partnership, a partner must sign. If the bidder is a joint venture, each principal member must sign. If a bidder is a sole proprietorship, the owner must sign. Each person signing the bid must initial any changes made to entries on the bid forms.

B. The bid schedule contains empty space(s) that call for the bidder to enter its proposed price for each corresponding item which may include unit price or lump sum items and alternative, optional or supplemental price schedules or a combination thereof which will result in a total bid amount for the proposed construction.

C. The bidder shall specify the price or prices bid in figures. On unit price contracts the bidder shall also show the products of the respective unit prices and quantities written in figures in the column provided for the purpose and the total amount of the proposal obtained by adding the amounts of the several items. All the figures shall be in ink or typed.

D. Neither conditional nor alternative bids will be considered unless called for.

100.06 BID SECURITY

All bids shall be accompanied by a bid security in the amount specified on the Invitation to Bid. The bid security shall be unconditionally payable to the State of Alaska and shall be in the form of an acceptable Bid Bond (Form 25D-14), or a certified check, a cashier's check or a money order made payable to the State of Alaska.

The surety of a Bid Bond may be any corporation or partnership authorized to do business in Alaska as an insurer under AS 21.09. A legible power of attorney shall be included with each Bid Bond (Form 25D-14).

A Bid Bond must be accompanied by a legible Power of Attorney.

An individual surety will not be accepted as a bid security.

100.07 ADDENDA REQUIREMENTS

The Department will issue addenda if it determines, in its discretion, that clarifications or changes to the Contract documents or bid due date are needed. The Department may send addenda by any reasonable method such as fax, email, or may post the addenda on its website or online bidding service. Unless

picked up in person or included with the bid documents, addenda or notice that an addendum has been issued will be addressed to the individual or company to whom bidding documents were issued and sent to the email address or fax number on the plan holders' list. Notwithstanding the Department's efforts to distribute addenda, bidders are responsible for ensuring that they have received all addenda affecting the Invitation To Bid. Bidders must acknowledge all addenda on the Bid Forms, by fax, or by email before the deadline stated in the Invitation to Bid.

100.08 DELIVERY OF BIDS

Bids shall be submitted in a sealed envelope. When bids are submitted in a sealed envelope, the envelope shall clearly indicate its contents and the address of the Department's designated contracts office, as specified on the Invitation to Bid. Bids for other work may not be included in the envelope. Emailed or faxed bids will not be considered, unless specifically called for in the Invitation to Bid.

100.09 WITHDRAWAL OR REVISION OF BIDS

Bids may be withdrawn or revised in writing delivered by mail, fax, or email, provided that the Department's designated office receives the withdrawal or revision before the deadline stated in the Invitation To Bid. Withdrawal requests must be signed and submitted by the bidder's duly appointed representative who is legally authorized to bind the bidder. Revisions shall include both the modification of the unit bid price and the total modification of each item modified but shall not reveal the amount of the total original or revised bids.

100.010 PROTEST OF INVITATION TO BID

An interested party, as defined in AS 36.30.699, may protest an Invitation to Bid before the bid opening in accordance with AS 36.30.560 and AS 36.30.565. The interested party must submit a protest to the Contracting Officer.

100.011 RECEIPT AND OPENING OF BIDS

The Department will only consider bids, revisions, and withdrawals received before the deadline stated in the Invitation to Bid.

The Department will assemble, open, and publicly announce bids at the time and place indicated in the Invitation to Bid, or as soon thereafter as practicable. The Department is not responsible for prematurely opening or for failing to open bids that are improperly addressed or identified.

100.012 NONRESPONSIVE BIDS

1. A bid shall be rejected as nonresponsive if it:
 - a. Is not properly signed by an authorized representative of the bidder and in a legally binding manner;
 - b. Contains unauthorized additions, conditional or alternative bids, or other irregularities that make the bid incomplete, indefinite, or ambiguous;
 - c. Includes a reservation of the right to accept or reject any award, or to enter into a contract pursuant to an award,
 - d. Fails to include an acceptable bid guaranty with the bid;

- e. Is materially unbalanced; or
 - f. Fails to meet any other material requirement of the Invitation To Bid.
2. A bid may be rejected as nonresponsive, in the Department's discretion, if it:
- a. Is not typed or completed in ink;
 - b. Fails to include an acknowledgement of receipt of each addendum by assigned number and date of issue; or
 - c. Is missing a bid price for any pay item, except when alternate pay items are authorized.

100.013 BIDDERS INTERESTED IN MORE THAN ONE BID

A party who has quoted prices to a bidder is not thereby disqualified from quoting prices to other bidders or from submitting a bid directly for the work.

100.014 ELECTRONIC MAIL

Within its submitted bid, a bidder must include a current electronic mail (email) address of bidder's representative who possesses authority to receive, process, and respond to Department emails regarding the advertised project.

The Department may send notices and information to a bidder by using the furnished email address of the bidder's authorized representative.

A bidder shall notify the Department if the bidder requests the Department to send email notices or information to an address different from the email address initially provided in its bid forms. The bidder shall notify the Department of such change by sending a request in writing to the Contract's point of contact identified on the Invitation to Bid that is signed by a representative who is authorized and empowered to legally bind the bidder.

Delivery of an email sent by the Department is complete upon receipt in the addressee's email account. An email sent after 4:30 pm shall be deemed to have occurred at the opening of business on the next working day.

If needed, the Department may demonstrate proof of email delivery by affidavit or certification that includes the following:

- 1. The date and time that the Department sent the email message;
- 2. The email address from which the Department sent the message;
- 3. The name and email address to which the Department sent the message;
- 4. A statement that the Department sent the email message and that the person signing the affidavit or certification believes the transmission to have been complete and without error; and
- 5. An attached copy of the subject email.

100.015 CONSIDERATION OF BIDS

Until the Award, the Department may reject any or all bids, waive minor informalities or advertise for new bids without liability to any bidder if the Department, in its discretion, determines that to do so is in the best interests of the State.

A bidder may request withdrawal of a bid after opening and before the Award only in accordance with AS 36.30.160(b) and State procurement regulations. The bidder must submit the request to the Contracting Officer.

An interested party, as defined in AS 36.30.699, may protest a proposed Award of contract as per AS 36.30.560 and AS 36.30.565. The bidder must submit the protest to the Contracting Officer.

WHOLLY STATE-FUNDED PROJECTS. On wholly state-funded projects, determination of the low bidder will include bidder preferences as required under AS 36.30.321, according to subsections 1-3 below. Alaska Bidder Preference, Alaska Veteran Preference, and Alaska Product Preference are not applicable on projects with federal funding.

1. Alaska Bidder Preference: A bidder claiming this preference shall provide with their bid an Alaska Bidder Preference Certification, certifying they qualify as an Alaska bidder eligible for Alaska Bidder Preference according to AS 36.30.

If the bidder qualifies as an Alaska bidder, a five percent (5%) preference will be applied to the price of the bid. "Alaska bidder" means a person who:

- a. holds a current Alaska business license;
 - b. submits a bid for goods, services, or construction under the name as appearing on the person's current Alaska business license;
 - c. has maintained a place of business within the state staffed by the bidder or an employee of the bidder for a period of six months immediately preceding the date of the bid;
 - d. is incorporated or qualified to do business under the laws of the state, is a sole proprietorship and the proprietor is a resident of the state, is a limited liability company organized under AS 10.50 and all members are residents of the state, or is a partnership under former AS 32.05, AS 32.06, or AS 32.11 and all partners are residents of the state; and
 - e. If a joint venture, is composed entirely of ventures that qualify under (a) through (d), above.
2. Alaska Veteran Preference: A bidder claiming this preference shall provide an Alaska Veteran Preference Certification, certifying they qualify as an Alaska bidder eligible for Alaska Veteran preference according to AS 36.30.

If a bidder qualifies as an Alaska bidder and is a qualifying entity, an Alaska Veteran Preference of 5 percent shall be applied to the bid price. The preference may not exceed \$5,000 (AS 36.30.321). A "qualifying entity" means a:

- a. sole proprietorship owned by an Alaska veteran;
- b. partnership under AS 32.06 or AS 32.11 if a majority of the partners are Alaska veterans;
- c. limited liability company organized under AS 10.50 if a majority of the members are Alaska veterans; or

- d. corporation that is wholly owned by individuals, and a majority of the individuals are Alaska veterans.

A preference under this section is in addition to any other preference for which the bidder qualifies.

To qualify for this preference, the bidder must add value by the bidder itself actually performing, controlling, managing and supervising a significant part of the services provided or the bidder must have sold supplies of the general nature solicited to other state agencies, governments, or the general public.

An Alaska veteran is a resident of Alaska who:

- 1) served in the Armed forces of the United States, including a reserve unit of the United States armed forces; or the Alaska Territorial Guard, the Alaska Army National Guard, the Alaska Air National Guard, or the Alaska Naval Militia; and
 - 2) was separated from service under a condition that was not dishonorable.
3. Alaska Product Preference: A bidder claiming this preference shall complete and sign the Alaska Product Preference Worksheet, according to the worksheet instructions, and submit the completed worksheet with their bid.

Except for timber, lumber and manufactured lumber products used in the construction project under AS 36.30.322(b), an Alaska products preference will be given as required under AS 36.30.326 - 36.30.332 when the bidder designates the use of Alaska products.

If the successful bidder/contractor proposes to use an Alaska product and does not do so, a penalty will be assessed against the successful bidder/contractor according to AS 36.30.330(a).

Each Alaska product declared on the Alaska Product Preference Worksheet must have an "Approval" date on the Alaska Product Preference Program List, that is on or before the bid opening date for this contract, and that does not expire before the bid opening date for this contract.

100.016 RESPONSIBILITY OF BIDDERS

The Department may find a bidder is non-responsible for any one of the following reasons, but is not limited in its responsibility analysis to the following factors:

- 1) Evidence of bid rigging or collusion;
- 2) Fraud or dishonesty in the performance of previous contracts;
- 3) More than one bid for the same work from an individual, firm, or corporation under the same or different name;
- 4) Unsatisfactory performance on previous or current contracts;
- 5) Failure to pay, or satisfactorily settle, all bills due for labor and material on previous contracts;
- 6) Uncompleted work that, in the judgment of the Department, might hinder or prevent the bidder's prompt completion of additional work, if awarded;
- 7) Failure to reimburse the State for monies owed on any previous contracts;

- 8) Default under previous contracts;
- 9) Failure to submit evidence of registration and licensing;
- 10) Failure to comply with any qualification requirements of the Department;
- 11) Engaging in any activity that constitutes a cause for debarment or suspension under the State Procurement Code (AS 36.30) or submitting a bid during a period of debarment;
- 12) Failure to satisfy the responsibility standards set out in state regulations;
- 13) Lack of skill, ability, financial resources, or equipment required to perform the contract; or
- 14) Lack of legal capacity to contract.

Nothing contained in this section deprives the Department of its discretion in determining the lowest responsible bidder.

100.017 SUBCONTRACTOR LIST

The apparent low bidder shall submit a completed Subcontractor List, Form 25D-5, within five working days following receipt of written notification by the Department that it is the low bidder.

An apparent low bidder who fails to submit a completed Subcontractor List form within the time allowed will be declared non-responsible and may be required to forfeit the bid security. The Department will then consider the next lowest bidder for award of the Contract.

If a bidder fails to list a subcontractor, or lists more than one subcontractor for the same portion of work, and the value of that work is in excess of one-half of one percent of the total bid amount, the bidder agrees to perform that portion of work without a subcontractor and represents that it is qualified to perform that work.

A bidder who lists as a subcontractor another contractor who, in turn, sublets the majority of the work required under the Contract, violates this subsection.

A bidder or Contractor may, without penalty, replace a listed subcontractor who:

- 1) Fails to comply with licensing and registration requirements of AS 08.18;
- 2) Fails to obtain a valid Alaska business license;
- 3) Files for bankruptcy or becomes insolvent;
- 4) Fails to execute a subcontract for performance of the work for which the subcontractor was listed, and the bidder acted in good faith;
- 5) Fails to obtain bonding acceptable to the Department;
- 6) Fails to obtain insurance acceptable to the Department;
- 7) Fails to perform the subcontract work for which the subcontractor was listed;
- 8) Must be replaced to meet the bidder's required state or federal affirmative action requirements;

9) Refuses to agree or abide with the bidder's labor agreement; or

10) Is determined by the Department to be not responsible.

In addition to the circumstances described above, a Contractor may in writing request permission from the Department to add a new subcontractor or replace a listed subcontractor. The Department will approve the request if it determines in writing that allowing the addition or replacement is in the best interest of the State.

A bidder or Contractor shall submit a written request to add a new subcontractor or replace a listed subcontractor to the Contracting Officer a minimum of five working days before the date the new subcontractor is scheduled to begin work on the construction site. The request must state the basis for the request and include supporting documentation acceptable to the Contracting Officer.

If a bidder violates this subsection, the Contracting Officer may:

- 1) Cancel the Contract after Award without any damages accruing to the Department; or
- 2) After notice and a hearing, assess a penalty on the bidder in an amount not exceeding 10 percent of the value of the subcontract at issue.

100.018 AWARD OF CONTRACT

The Department will award the Contract to the lowest responsible and responsive bidder unless it rejects all bids. The Department will notify all bidders in writing via email, fax, or U.S. Mail of its intent to award.

In order to establish a clear and definitive basis of award for contracts with additive alternates, the State has established a budgeted amount from which the order of bidders will be determined. The amount will be disclosed when timely received bids are announced. The low bid will be determined by considering the basic bid and additive alternate(s) in the order listed on the Bid Schedule up to a total not to exceed the budgeted amount. The State reserves the right to reject all bids. The State also reserves the right to award the contract above or below the budgeted amount to the low bidder based on any combination of alternate(s) or no alternate(s), providing that the low bidder remains unchanged.

The Department will notify the successful bidder in writing of its intent to award the Contract and request that certain required documents, including the Contract Form, bonds, and insurance be submitted within the time specified. The successful bidder's refusal to sign the Contract and provide the requested documents within the time specified may result in cancellation of the notice of intent to award and forfeiture of the bid security.

If an award is made, it will be made as soon as practicable and usually within 40 days after bid opening. Award may be delayed due to bid irregularities or a bid protest, or if the award date is extended by mutual consent. Bids shall be valid for 120 days after bid opening, and may be extended by mutual consent.

100.019 RETURN OF BID SECURITY

The Department will return bid securities, other than bid bonds:

- 1) To all except the two lowest responsive and responsible bidders, as soon as practicable after the opening of bids; and

- 2) To the two lowest responsive and responsible bidders immediately after Contract award.

100.020 PERFORMANCE AND PAYMENT BONDS

The successful bidder shall furnish all required Performance and Payment Bonds on forms provided by the Department for the sums specified in the Contract. If no sum is specified, the successful bidder shall comply with AS 36.25.010. The Surety on each bond may be any corporation or partnership authorized to do business in the state as an insurer under AS 21.09 or two individual sureties approved by the Contracting Officer.

If individual sureties are used, two individual sureties must each provide the Department with security assets located in Alaska equal to the penal amount of either the performance bond or the payment bond. Any costs incurred by the Contractor and the individual Surety are subsidiary and shall be borne by the Contractor or the individual Surety. In no event will the Department be liable for these costs.

Individual sureties shall provide security by one, or a combination, of the following methods:

- 1) Escrow Account, with a federally insured financial institution, in the name of the Department. Acceptable securities include, but are not limited to, cash, treasury notes, bearer instruments having a specific value, or money market certificates.
- 2) Irrevocable letters of credit, from a financial institution approved by the Contracting Officer, with the Department named as beneficiary.
- 3) Cashier's or certified check made payable to the State of Alaska issued by financial institutions approved by the Contracting Officer.

These bonds and security assets, as applicable, shall remain in effect for 12 months after the date of final payment or, if longer, until all obligations and liens under this Contract are satisfied, including, but not limited to, obligations under General Conditions, Subsection 12.7.

The Department may, in its discretion, notify the bonding company or Surety of any potential default or liability.

The Contractor shall substitute, within five working days, another bond or surety acceptable to the Department if an individual Surety or the Surety on any bond furnished in connection with the Contract:

- 1) Becomes insolvent or is declared bankrupt;
- 2) Loses its right to do business in any state affecting the work;
- 3) Ceases to meet Contract requirements;
- 4) Fails to furnish reports of financial condition upon request; or
- 5) Otherwise becomes unacceptable to the Department.

When approved by the Contracting Officer, the Contractor may replace:

- 1) An individual surety with a corporate surety; or
- 2) Posted collateral with substitute collateral.

Failure to maintain the specified bonds or to provide substitute bonds when required under this section may be grounds for withholding contract payments until substitute bonding is obtained, and may, in the Department's discretion, be grounds for declaring the Contractor in default.



STATE OF ALASKA
DEPARTMENT OF CORRECTIONS

REQUIRED DOCUMENTS

State Funded Contracts

GCCC Boiler Replacement, Phase II
Goose Creek Correctional Center (GCCC), Wasilla, Alaska
Project# 240002942

REQUIRED FOR BID. Bids will not be considered responsive if the following documents are not filled out and submitted at the time of bid opening:

1. **Bid Proposal (Form 25D-9)**
2. **Bid Schedule**
3. **Bid Modification (Form 25D-16)** (Any bid revisions must be submitted by the bidder prior to bid opening on this form.)
4. **Bid Bond (Form 25D-14)**
5. **Alaska Bidder Preference Certification (Form 25D-19)** (If applicable)
6. **Alaska Product Preference (Form SPC-007)** (If applicable)
7. **Bids received that do not meet these requirements shall be considered non-responsive.**

REQUIRED AFTER NOTICE OF APPARENT LOW BIDDER. The apparent low bidder must complete and submit the following document within **5 working days** after receipt of written notification:

1. **Subcontractor List (Form 25D-5)** (Sub-contractors utilized in this project must have valid/current Alaska Business license and contractor's certificate of registration at the time of bid opening)

REQUIRED FOR AWARD. In order to be awarded the contract, the successful bidder must completely fill out and submit the following documents within the time specified in the intent to award letter:

1. **Construction Contract (Form 25D-10A)**
2. **Payment Bond (Form 25D-12)**
3. **Performance Bond (Form 25D-13)**
4. **Contractor's Questionnaire (Form 25D-8)**
5. **Certificate of Insurance** (from carrier and as cited on Appendix B1)
6. **Sub-Contractors List (Form 25D-5)**
7. **Sub-Contractor(s) Certifications**
8. **Sub-Contractor(s) Certificate of Insurance**
9. **Submittals** (if applicable)
10. **Alaska Business License**
11. **Contractor's License**



STATE OF ALASKA
DEPARTMENT OF CORRECTIONS

BID FORM

for

GCCC Boiler Replacement, Phase II
Goose Creek Correctional Center (GCCC), Wasilla, Alaska
Project# 240002942

by

Company Name

Company Address (Street or PO Box, City, State, Zip)

Company Alaska Business License No:

Company Contractor's Registration No:

**TO THE CONTRACTING OFFICER,
DEPARTMENT OF CORRECTIONS:**

In compliance with your Invitation to Bid dated **September 13, 2024** the Undersigned proposes to furnish and deliver all the materials and do all the work and labor required in the construction of the above-referenced Project, located at or near **Wasilla, Alaska**, according to the plans and specifications and for the amount and prices named herein as indicated on the Bid Schedule consisting of one sheet, which is made a part of this Bid.

The Undersigned declares that he has carefully examined the contract requirements and that he has made a personal examination of the site of the work; that he understands that the quantities, where such are specified in the Bid Schedule or on the plans for this project, are approximate only and subject to increase or decrease, and that he is willing to perform increased or decreased quantities of work at unit prices bid under the conditions set forth in the Contract Documents.

The Undersigned hereby agrees to execute the said contract and bonds within fifteen calendar days, or such further time as may be allowed in writing by the Contracting Officer, after receiving notification of the acceptance of this bid and it is hereby mutually understood and agreed that in case the Undersigned does not, The accompanying bid guarantee shall be forfeited to the State of Alaska, Department of Corrections as Liquidated damages and the said Contracting officer may proceed to award the contract to others.

The Undersigned agrees to commence the work within 10 calendar days after the effective date of the Notice to Proceed and to complete all work by **February 28, 2025**.

The Undersigned proposes to furnish Payment Bond in the amount of **100%** (of the contract) and Performance Bond in the amount of **100%** (of the contract), as surety conditioned for the full, complete, and faithful performance of this contract.

The Undersigned acknowledges receipt of the following addenda to the drawings and/or specifications (give number and date of each).

Addenda Number	Date Issued

Addenda Number	Date Issued

Addenda Number	Date Issued

NON-COLLUSION DECLARATION

The Undersigned declares, under penalty of perjury under the laws of the United States, that neither he nor the firm, association, or corporation of which he is a member, has, either directly or indirectly, entered into any agreement, participated in any collusion, or otherwise taken any action in restraint of free competitive bidding in connection with this bid.

The Undersigned has read the foregoing and hereby agrees to the conditions stated therein by affixing his signature below:

Signature of Authorized Company Representative

Typed Name and Title

() _____
Phone Number

() _____
Fax Number

Email:

Re: GCCC Boiler Replacement, Phase II
 Project# 240002942

INSTRUCTIONS FOR ALASKA PRODUCTS PREFERENCE WORKSHEET

Special Notice: All procurements, except those funded from Federal sources, shall contain Contract provisions for the preference of Alaska products. To be considered for the Alaska Product Preference, each product listed by the Bidder on this worksheet must have current certification from the Alaska Products Preference Program at the time of Bid Opening or the proposal due date. A product with expired certification at the bid opening or proposal due date will not be considered eligible. Products that are not specified for use on the project will not be considered eligible.

The Alaska Product Preference Program List of certified products is available online at:

<https://www.commerce.alaska.gov/web/dcra/AlaskaProductPreferenceProgram.aspx> or may be obtained by contacting Dept. of Commerce & Economic Development Alaska Division of Community and Regional Affairs, Alaska Products Preference Program, 550 W. 7th Ave., Suite 1650, Anchorage AK 99501-3510; Phone: (907) 269- 4501 Fax: (907) 269-4563, E-mail: madeinalaska@alaska.gov

BIDDERS INSTRUCTIONS:

A. General. The contracting Agency may request documentation to support entries made on this form. False presentations may be subject to AS 36.30.687. All Bidder's entries must conform to the requirements covering bid preparations in general. Discrepancies in price extensions shall be resolved by multiplying the declared total value times the preference percentage and adjusting any resulting computation(s) accordingly.

B. Form Completion – BASIC BIDS.

- (1) Enter project number and name, the words "Basic Bid" and the CONTRACTOR'S name in the heading of each page as provided.
- (2) The Bidder shall compare those candidate products appearing on the preference listing (see Special Notice comments above) against the requirements of the technical specifications appearing in the contract documents. If the Bidder determines that a candidate product can suitably meet the contract requirements, then that product may be included in the worksheet as follows.
- (3) For each suitable product submitted under the "Basic Bid" enter:
 - The product name, generic description and its corresponding technical specification section number under the heading "PRODUCT",
 - The company name of the Alaska producer under the heading "Manufacturer", and
 - The product class (I, II, or III) and preference percentage (3, 5, or 7% respectively) under the "CLASS/% heading.
- (4) For each product appearing on the list and to be utilized by the CONTRACTOR enter:
 - Under the heading "TOTAL DECLARED VALUE" the manufacturer's quoted price of the product, (caution: this value is to be the manufacturer's quoted price at the place of origin and shall not include costs for freight, handling or miscellaneous charges of incorporating the product into the Work,) and
 - The resulting preference – i.e. the preference percentage times the total declared value amount – under the heading "REDUCTION AMOUNT".
- (5) Continue for all "suitable" basic bid products. If the listing exceeds one page enter the words "Page # __ SUB" in front of the word "TOTAL" and on the first line of the following pages enter "SUBTOTAL OF REDUCTION AMOUNT FROM PREVIOUS PAGE".
- (6) On the final page of the listing enter "BASIC BID PREFERENCE GRAND" immediately before the word "TOTAL".
- (7) Total the entries in the "REDUCTION AMOUNT" column for each page by commencing at the first entry for that page. If a continuation page exists, ensure that the subtotal from the previous page is computed into the running total. Number pages as appropriate.
- (8) Compute a Grand Total for the Basic Bid Preference. Enter the amount on the final page of the worksheet. (Note: When solicitations require written bids this amount should also be entered on line "C" of the Basic Bid Schedule.) Submit worksheet(s) with the Bid Schedule.

C. Form Completion – ALTERNATE BIDS.

- (1) Enter project number and name, the words "ALTERNATE BID # __", and CONTRACTOR'S name in the heading of each page as provided.
- (2) On the first entry line enter "ADDITIONAL ALASKA PRODUCTS FOR ALTERNATE BID # __", and repeat procedures 2 through 5 under part B these Bidder's instructions except that references to "Basic Bid" shall be replaced with the words "Alternate Bid # __".
- (3) Following the listing of all additional Alaska products enter the words "ADDITIONAL PRODUCTS PREFERENCE FOR ALTERNATE BID # __ - SUBTOTAL" and enter a subtotal amount for all additional products as listed. Subtotal amount to be determined by adding all additional product entries in the "REDUCTION AMOUNT" column.
- (4) Skip three lines and enter "LESS THE FOLLOWING NON-APPLICABLE ALASKA PRODUCTS:
- (5) Beginning on the next line, enter the product name and manufacturer of each Alaska Product appearing on the "Basic Bid" listing which would be deleted or reduced from the Project should the "Alternate Bid" be selected. Details of entry need only be sufficient to clearly reference the subject product. (i.e. "Pre-hung doors by Alaska Door Co., Anchorage.") Products being reduced shall specify the amount of the reduction. Should no products require deletion enter "None". When a product is listed as a "NON-APPLICABLE ALASKA PRODUCT" for this alternate bid and if under the basic bid the Bidder received a preference on his basic bid as a result of that product, then the applicable entries under the headings "TOTAL DECLARED VALUE" and "REDUCTION AMOUNT" (for each product and from the basic bid listing) shall also be entered into the corresponding headings of this form. Where only a portion of the products has been deleted, the entry (which will differ from those on the basic bid listing) may be "pro-rated" or as otherwise substantiated.
- (6) Following the listing of all non-applicable Alaska products enter the words "NON-APPLICABLE PRODUCTS PREFERENCE FROM BASIC BID __ SUBTOTAL" and enter a subtotal amount for all non-applicable products listed. Subtotal amount to be determined by adding all non-applicable entries in the "REDUCTION AMOUNT" column.
- (7) At the bottom of the final page enter the words "ALTERNATE BID # __ PREFERENCE GRAND" immediately before the word "TOTAL".
- (8) Compute a Grand Total for the Alternate Bid Preference (for Alternate # __) by subtracting the non-applicable product preference subtotal from the additional product preference subtotal. Enter on the final page. (Note: When solicitations require written bids this amount should also be entered on line "C" of the Alternate Bid Schedule.) Submit separate worksheet(s) with each Alternate Bid



**STATE OF ALASKA
DEPARTMENT OF CORRECTIONS**

BID SCHEDULE

Project: GCCC Boiler Replacement, Phase II
Location: Goose Creek Correctional Center (GCCC)
22301 West Alsop Road, Wasilla, Alaska 99623
DOC Project No.: 240002942

ITB Dated: September 13, 2024

Company Name: _____

Bidders Please Note: Before preparing this bid schedule, read carefully, "Information to Bidders", "Supplementary Information to Bidders", and the following:
 The Bidder shall insert a fixed price in figures opposite each pay item that appears in the bid schedule. No price is to be entered or tendered for any item not appearing in the bid schedule. Write out the dollar amount in the space below the figure.
 Conditioned or qualified bids will be considered non-responsive.

NOTICE: In order to establish a clear and definitive basis of award, the State has established a budgeted project amount from which the order of bidders will be determined. The amount will be announced just prior to opening bids. The low bid will be determined by considering the total bid as adjusted for Alaska Bidders Preference (col. b), Alaska Veteran's Preference (col. c) and Alaska Products Preference (col. d) in the order listed up to a total not to exceed budgeted Award amount less the low bidder's preferences. The state reserves the right to reject all bids. The state also reserves the right to award the contract above or below the budgeted amount to the low bidder. The final contract award will be for the unadjusted amount(s).

Description	(a) Bid Amount (figures)	(b) Alaska Bidder Preference (figures), 5% of Column (a)	(c) Veterans Preference (5%) of (col a) not to exceed \$5,000	(d) Alaska Products Preference (figures)	(e) Adjusted Bid Amount (figures): (a) - (b) - (c) - (d)
All work required as described in Section 01000, 1.03. A and the Contract Documents Section 01000 A. Contractor must show and submit breakdown of the total bid amount					
TOTAL PROJECT BID AMOUNT					

Contractor's Signature

Date



STATE OF ALASKA
DEPARTMENT OF CORRECTIONS

ALASKA BIDDER PREFERENCE CERTIFICATION

In response to the advertised procurement for:

Project Name and Number: GCCC Boiler Replacement Phase II, Project# 240002942
Bidder/Proposer (company name): _____

Operation of Alaska Bidder Preference

Procurement preferences under the Alaska Procurement Code are benefits that the State grants only to qualified bidders. Under AS 36.30.990(2), if a bidder is an eligible "Alaska Bidder", the Department will apply a five percent preference to the price of the bidder's proposal.

Instructions regarding Alaska Bidder Preference

A bidder that claims the Alaska Bidder Preference must review and then certify that each statement appearing under the heading "Alaska Bidder Certification" is true. The individual that signs the certification shall include his/her printed name and position within bidder's organization, *e.g.*, sole proprietor, partner, etc. If a bidder fails to submit a signed certification, the Department will not apply the claimed preference.

Alaska Bidder Certification

The bidding entity for which I am the duly authorized representative:

- (A) Holds a current Alaska business license;
- (B) Is submitting a bid or proposal for goods, services, or construction under the name appearing on the bidder's current Alaska business license;
- (C) Has maintained a place of business in the State staffed by the bidder or an employee of the bidder for a period of six months immediately preceding the date of the proposal;
- (D) Is incorporated or qualified to do business under the laws of the State, is a sole proprietorship and the proprietor is a resident of the State, is a limited liability company organized under AS 10.50 and all members are residents of the State, or is a partnership under former AS 32.05, AS 32.06, or AS 32.11 and all partners are residents of the State; and
- (E) If a joint venture, is composed entirely of ventures that qualify under the four preceding paragraphs of this Alaska Bidder Certification.

By applying my signature below, I certify under penalty of perjury that I am the duly appointed representative of this bidder, which has authorized and empowered me to legally bind it concerning its proposal, and that the foregoing statements are true and correct.

By (signature)

Date

Printed name

Alaska Business License Number

Title:



**STATE OF ALASKA
DEPARTMENT OF CORRECTIONS**

BID BOND

for

GCCC Boiler Replacement Phase II
Goose Creek Correctional Center (GCCC), Wasilla, Alaska
Project# 240002942

Project Name and Number

DATE BOND EXECUTED: _____

PRINCIPAL (Legal name and business address):

TYPE OF ORGANIZATION:

	<input type="checkbox"/> Individual <input type="checkbox"/> Partnership <input type="checkbox"/> Joint Venture <input type="checkbox"/> Corporation
STATE OF INCORPORATION:	

SURETY(IES) (Name and business address):

A.	B.	C.
PENAL SUM OF BOND:		DATE OF BID:

We, the PRINCIPAL and SURETY above named, are held and firmly bound to the State (State of Alaska), in the penal sum of the amount stated above, for the payment of which sum will be made, we bind ourselves and our legal representatives and successors, jointly and severally, by this instrument.

THE CONDITION OF THE FOREGOING OBLIGATION is that the Principal has submitted the accompanying bid in writing, date as shown above, on the above-referenced Project in accordance with contract documents filed in the office of the Contracting Officer, and under the Invitation for Bids therefore, and is required to furnish a bond in the amount stated above.

If the Principal's bid is accepted and he is offered the proposed contract for award, and if the Principal fails to enter into the contract, then the obligation to the State created by this bond shall be in full force and effect.

If the Principal enters into the contract, then the foregoing obligation is null and void.

PRINCIPAL

Signature(s)	1.	2.	3.
Name(s) & Title(s) (Typed)	1.	2.	3.

See Instructions on Reverse

Corporate Seal

CORPORATE SURETY(IES)

Surety A	Name of Corporation	State of Incorporation	Liability Limit \$
Signature(s)	1.	2.	Corporate Seal
Name(s) & Titles (Typed)	1.	2.	

Surety B	Name of Corporation	State of Incorporation	Liability Limit \$
Signature(s)	1.	2.	Corporate Seal
Name(s) & Titles (Typed)	1.	2.	

Surety C	Name of Corporation	State of Incorporation	Liability Limit \$
Signature(s)	1.	2.	Corporate Seal
Name(s) & Titles (Typed)	1.	2.	

Re: Project# 240002942, GCCC Boiler Replacement Phase II

INSTRUCTIONS

1. This form shall be used whenever a bid bond is submitted.
2. Insert the full legal name and business address of the Principal in the space designated. If the Principal is a partnership or joint venture, the names of all principal parties must be included (e.g., "Smith Construction, Inc. and Jones Contracting, Inc. DBA Smith/Jones Builders, a joint venture"). If the Principal is a corporation, the name of the state in which incorporated shall be inserted in the space provided.
3. Insert the full legal name and business address of the Surety in the space designated. The Surety on the bond may be any corporation or partnership authorized to do business in Alaska as an insurer under AS 21.09. Individual sureties will not be accepted.
4. The penal amount of the bond may be shown either as an amount (in words and figures) or as a percent of the contract bid price (a not-to-exceed amount may be included).
5. The scheduled bid opening date shall be entered in the space marked Date of Bid.
6. The bond shall be executed by authorized representatives of the Principal and Surety. Corporations executing the bond shall also affix their corporate seal.
7. Any person signing in a representative capacity (e.g., an attorney-in-fact) must furnish evidence of authority if that representative is not a member of the firm, partnership, or joint venture, or an officer of the corporation involved.
8. The states of incorporation and the limits of liability of each surety shall be indicated in the spaces provided.
9. The date that bond is executed must not be later than the bid opening date.

Re: Project# 240002942, GCCC Boiler Replacement Phase II



STATE OF ALASKA
DEPARTMENT OF CORRECTIONS

BID MODIFICATION

GCCC Boiler Replacement Phase II
Goose Creek Correctional Center (GCCC), Wasilla, Alaska

Project# 240002942

Project Name and Number

Modification Number: _____

Note: Use this form to modify Manual (paper) bids only.

- Group Items and provide subtotals by bid schedule section.
- All revisions shall be made to the unadjusted bid amount(s).
- Changes to the adjusted bid amounts will be computed by the Department.

LINE NO.	ITEM NO.	PAY ITEM DESCRIPTION	REVISION TO UNIT BID PRICE +/-	REVISION TO BID AMOUNT +/-

TOTAL REVISION: \$ _____

Name of Bidding Firm

Responsible Party Signature

Date

This form may be duplicated if additional pages are needed.

FIRM NAME, ADDRESS, PHONE NO.	AK BUSINESS LICENSE NO., CONTRACTOR'S REGISTRATION NO.	SCOPE OF WORK TO BE PERFORMED



STATE OF ALASKA
DEPARTMENT OF CORRECTIONS

CONSTRUCTION CONTRACT

GCCC Boiler Replacement Phase II
Goose Creek Correctional Center, Wasilla, Alaska
Project Numbers: 240002942

This CONTRACT, between the STATE OF ALASKA, DEPARTMENT OF CORRECTIONS, herein called the Department, acting by and through its Contracting Officer, and

Company Name

Company Address (Street or PO Box, City, State, Zip)

a/an Individual Partnership Joint Venture Sole Proprietorship Corporation incorporated under the laws of the State of Alaska, its successors and assigns, herein called the Contractor, is effective the date of the signature of the Contracting Officer on this document.

WITNESSETH: That the Contractor, for and in consideration of the payment or payments herein specified and agreed to by the Department, hereby covenants and agrees to furnish and deliver all the materials and to do and perform all the work and labor required in the construction of the above-referenced project at the prices bid by the Contractor for the respective estimated quantities aggregating **not to exceed** the sum of \$ _____ and such other items as are mentioned in the original Bid, which Bid and prices named, together with the Contract Documents are made a part of this Contract and accepted as such.

It is distinctly understood and agreed that no claim for additional work or materials, done or furnished by the Contractor and not specifically herein provided for, will be allowed by the Department, nor shall the Contractor do any work or furnish any material not covered by this Contract, unless such work is ordered in writing by the Department. In no event shall the Department be liable for any materials furnished or used, or for any work or labor done, unless the materials, work, or labor are required by the Contract or on written order furnished by the Department. Any such work or materials which may be done or furnished by the Contractor without written order first being given shall be at the Contractor's own risk, cost, and expense and the Contractor hereby covenants and agrees to make no claim for compensation for work or materials done or furnished without such written order.

The Contractor further covenants and agrees that all materials shall be furnished and delivered, and all labor shall be done and performed, in every respect, to the satisfaction of the Department, on or before: **January 31, 2025 for Substantial Completion Date and February 28, 2025 for the Final Completion Date**. It is expressly understood and agreed that in case of the failure on the part of the Contractor, for any reason, except with the written consent of the Department, to complete the furnishing and delivery of materials and the doing and performance of the work before the aforesaid date, the Department shall have the right to deduct from any money due or which may become due the Contractor, or if no money shall be due, the Department shall have the right to recover the following amounts:

LIQUIDATED DAMAGES:

- **Eight Hundred Fifty-Three Dollars & Twenty Cents (853.20)** per day for each calendar day elapsing between the time stipulated for the sub-completion date and in accordance with the terms hereof; such deduction to be made, or sum to be recovered, not as a penalty but as liquidated damages.
- **One Hundred Fifteen Dollars & Zero Cents (115.00)** per day for each calendar day elapsing between the time stipulated for the final completion date and in accordance with the terms hereof; such deduction to be made, or sum to be recovered, not as a penalty but as liquidated damages.

IN WITNESS WHEREOF, the parties hereto have executed this Contract and hereby agree to its terms and conditions.

CONTRACTOR

Company Name

Signature of Authorized Company Representative

Typed Name and Title

Date

(Corporate Seal)

**STATE OF ALASKA
DEPARTMENT OF CORRECTIONS**

Signature of Contracting Officer

Michael Lim

Typed Name

Date

Re: Project # 240002942, GCCC Boiler Replacement Phase II



STATE OF ALASKA
DEPARTMENT OF CORRECTIONS

PAYMENT BOND

Bond No. _____

For

GCCC Boiler Replacement Phase II
Goose Creek Correctional Center (GCCC), Wasilla, Alaska
Project# 240002942

Project Name and Number

KNOW ALL WHO SHALL SEE THESE PRESENTS:

That _____
of _____ as Principal,
and _____
of _____ as Surety,
firmly bound and held unto the State of Alaska in the penal sum of _____ Dollars

(\$ _____) good and lawful money of the United States of America for the payment whereof,
well and truly to be paid to the State of Alaska, we bind ourselves, our heirs, successors, executors, administrators, and assigns,
jointly and severally, firmly by these presents.

WHEREAS, the said Principal has entered into a written contract with said State of Alaska, on the _____ of _____
A.D., 20____, for construction of the above-referenced project, said work to be done according to the terms of said contract.

Now, THEREFORE, the conditions of the foregoing obligation are such that if the said Principal shall comply with all requirements
of law and pay, as they become due, all just claims for labor performed and materials and supplies furnished upon or for the work
under said contract, whether said labor be performed and said materials and supplies be furnished under the original contract, any
subcontract, or any and all duly authorized modifications thereto, then these presents shall become null and void; otherwise they
shall remain in full force and effect.

IN WITNESS WHEREOF, we have hereunto set our hands and seals at _____,
_____ this _____ day of _____ A.D., 20____.

Principal: _____

Address: _____

By: _____

Contact Name: _____

Phone: () _____

Surety: _____

Address: _____

By: _____

Contact Name: _____

Phone: () _____

The offered bond has been checked for adequacy under the applicable statutes and regulations:

Alaska Department of Corrections Authorized Representative _____

_____ Date

INSTRUCTIONS

1. This form, for the protection of persons supplying labor and materials, shall be used whenever a payment bond is required. There shall be no deviation from this form without approval from the Contracting Officer.
2. The full legal name, business address, phone number, and point of contact of the Principal and Surety shall be typed on the face of the form. Where more than a single surety is involved, a separate form shall be executed for each surety.
3. The penal amount of the bond, or in the case of more than one surety the amount of obligation, shall be typed in words and in figures.
4. Where individual sureties are involved, a completed Affidavit of Individual Surety shall accompany the bond. Such forms are available upon request from the Contracting Officer.
5. The bond shall be signed by authorized persons. Where such persons are signing in a representative capacity (e.g., an attorney-in-fact), but is not a member of the firm, partnership, or joint venture, or an officer of the corporation involved, evidence of authority must be furnished.



STATE OF ALASKA
DEPARTMENT OF CORRECTIONS

PERFORMANCE BOND

Bond No. _____

For

GCCC Boiler Replacement Phase II
Goose Creek Correctional Center (GCCC), Wasilla, Alaska
Project# 240002942
Project Name and Number

KNOW ALL WHO SHALL SEE THESE PRESENTS:

That _____
of _____ as Principal,
and _____
of _____ as Surety,
firmly bound and held unto the State of Alaska in the penal sum of _____ Dollars

(\$ _____) good and lawful money of the United States of America for the payment whereof, well and truly to be paid to the State of Alaska, we bind ourselves, our heirs, successors, executors, administrators, and assigns, jointly and severally, firmly by these presents.

WHEREAS, the said Principal has entered into a written contract with said State of Alaska, on the _____ of _____ A.D., 20____, for construction of the above-named project, said work to be done according to the terms of said contract.

Now, THEREFORE, the conditions of the foregoing obligation are such that if the said Principal shall well and truly perform and complete all obligations and work under said contract and if the Principal shall reimburse upon demand of the Department of Corrections any sums paid him which exceed the final payment determined to be due upon completion of the project, then these presents shall become null and void; otherwise they shall remain in full force and effect.

IN WITNESS WHEREOF, we have hereunto set our hands and seals at _____, this _____ day of _____ A.D., 20____.

Principal: _____
Address: _____
By: _____
Contact Name: _____
Phone: () _____

Surety: _____
Address: _____
By: _____
Contact Name: _____
Phone: () _____

The offered bond has been checked for adequacy under the applicable statutes and regulations:

Alaska Department of Corrections Authorized Representative _____ Date _____

See Instructions on Reverse

INSTRUCTIONS

1. This form shall be used whenever a performance bond is required. There shall be no deviation from this form without approval from the Contracting Officer.
2. The full legal name, business address, phone number, and point of contact of the Principal and Surety shall be typed on the face of the form. Where more than a single surety is involved, a separate form shall be executed for each surety.
3. The penal amount of the bond, or in the case of more than one surety the amount of obligation, shall be typed in words and in figures.
4. Where individual sureties are involved, a completed Affidavit of Individual Surety shall accompany the bond. Such forms are available upon request from the Contracting Officer.
5. The bond shall be signed by authorized persons. Where such person is signing in a representative capacity (e.g., an attorney-in-fact), but is not a member of the firm, partnership, or joint venture, or an officer of the corporation involved, evidence of authority must be furnished.



STATE OF ALASKA
DEPARTMENT OF CORRECTIONS

CONTRACTOR'S QUESTIONNAIRE

GCCC Boiler Replacement Phase II
Goose Creek Correctional Center (GCCC), Wasilla, Alaska

Project# 24002942

Project Name and Number

A. FINANCIAL

1. Have you ever failed to complete a contract due to insufficient resources?

[] No [] Yes If YES, explain:

2. Describe any arrangements you have made to finance this work: _____

B. EQUIPMENT

1. Describe below the equipment you have available and intend to use for this project.

ITEM	QUAN.	MAKE	MODEL	SIZE/ CAPACITY	PRESENT MARKET VALUE

2. What percent of the total value of this contract do you intend to subcontract? _____ %

3. Do you propose to purchase any equipment for use on this project?
[] No [] Yes If YES, describe type, quantity, and approximate cost:

4. Do you propose to rent any equipment for this work?
[] No [] Yes If YES, describe type and quantity:

5. Is your bid based on firm offers for all materials necessary for this project?
[] Yes [] No If NO, please explain:

C. EXPERIENCE

1. Have you had previous construction contracts or subcontracts with the State of Alaska?
[] Yes [] No

Describe the most recent or current contract, its completion date, and scope of work:

2. List, as an attachment to this questionnaire, other construction projects you have completed, the dates of completion, scope of work, and total contract amount for each project completed in the past 12 months.

I hereby certify that the above statements are true and complete.

Name of Contractor Business

Name and Title of Person Signing (authorized)

Signature

Date

**STATE OF ALASKA
DEPARTMENT OF CORRECTIONS
DOCUMENT 00700 -ISSUED DECEMBER 2011**

GENERAL CONDITIONS OF THE CONSTRUCTION CONTRACT FOR BUILDINGS

ARTICLE 1 - DEFINITIONS

ARTICLE 2- AUTHORITIES AND LIMITATIONS

- 2.1 Authorities and Limitations
- 2.2 Evaluations by Contracting Officer
- 2.3 Means and Methods
- 2.4 Visits to Site

ARTICLE 3- CONTRACT DOCUMENTS: INTENT, AMENDING, REUSE

- 3.1 Incomplete Contract Documents
- 3.2 Copies of Contract Documents
- 3.3 Scope of Work
- 3.4 Intent of Contract Documents
- 3.5 Discrepancy in Contract Documents
- 3.6 Clarifications and Interpretations
- 3.7 Reuse of Documents

ARTICLE 4 - LANDS AND PHYSICAL CONDITIONS

- 4.1 Availability of Lands
- 4.2 Visit to Site/Place of Business
- 4.3 Explorations and Reports
- 4.4 Utilities
- 4.5 Damaged Utilities
- 4.6 Utilities Not Shown or Indicated
- 4.7 Survey Control

ARTICLE 5- BONDS AND INSURANCE

- 5.1 Delivery of Bonds
- 5.2 Bonds
- 5.3 Replacement of Bond and Surety
- 5.4 Insurance Requirements
- 5.5 Indemnification

ARTICLE 6- CONTRACTOR'S RESPONSIBILITIES

- 6.1 Supervision of Work
- 6.2 Superintendence by CONTRACTOR
- 6.3 Character of Workers
- 6.4 CONTRACTOR to Furnish
- 6.5 Materials and Equipment
- 6.6 Anticipated Schedules
- 6.7 Finalizing Schedules
- 6.8 Adjusting Schedules
- 6.9 Substitutes or "Or-Equal" Items
- 6.10 Substitute Means and Methods
- 6.11 Evaluation of Substitution
- 6.12 Dividing the Work
- 6.13 Subcontractors
- 6.14 Use of Premises
- 6.15 Structural Loading
- 6.16 Record Documents

- 6.17 Safety and Protection
- 6.18 Safety Representative
- 6.19 Emergencies
- 6.20 Shop Drawings and Samples
- 6.21 Shop Drawing and Sample Review
- 6.22 Maintenance During Construction
- 6.23 Continuing the Work
- 6.24 Consent to Assignment
- 6.25 Use of Explosives
- 6.26 Contractor's Records
- 6.27 Load Restrictions

ARTICLE 7- LAWS AND REGULATIONS

- 7.1 Laws to be Observed
- 7.2 Permits, Licenses, and Taxes
- 7.3 Patented Devices, Materials and Processes
- 7.4 Compliance of Specifications and Drawings
- 7.5 Accident Prevention
- 7.6 Sanitary Provisions
- 7.7 Business Registration
- 7.8 Professional Registration and Certification
- 7.9 Local Building Codes
- 7.10 Air Quality Control
- 7.11 Archaeological or Paleontological Discoveries
- 7.12 Applicable Alaska Preferences
- 7.13 Wages and Hours of Labor
- 7.14 Overtime Work Hours and Compensation

ARTICLE 8- OTHER WORK

- 8.1 Related Work at Site
- 8.2 Access, Cutting, and Patching
- 8.3 Defective Work by Others
- 8.4 Coordination

ARTICLE 9 - CHANGES

- 9.1 Department's Right to Change
- 9.2 Authorization of Changes within the General Scope
- 9.3 Directive
- 9.4 Change Order
- 9.5 Shop Drawing Variations
- 9.6 Changes Outside the General Scope; Supplemental Agreement
- 9.7 Unauthorized Work
- 9.8 Notification of Surety
- 9.9 Differing Site Conditions
- 9.10 Interim Work Authorization

ARTICLE 10- CONTRACT PRICE; COMPUTATIONS AND CHANGE

- 10.1 Contract Price
- 10.2 Claim for Price Change
- 10.3 Change Order Price Determination
- 10.4 Cost of the Work
- 10.5 Excluded Costs
- 10.6 CONTRACTOR's Fee
- 10.7 Cost Breakdown
- 10.8 Cash Allowances

- 10.9 Unit Price Work
- 10.10 Determinations for Unit Prices

ARTICLE 11- CONTRACT TIME, COMPUTATION AND CHANGE

- 11.1 Commencement of Contract Time; Notice to Proceed
- 11.2 Starting the Work
- 11.3 Computation of Contract Time
- 11.4 Time Change
- 11.5 Extension Due to Delays
- 11.6 Essence of Contract
- 11.7 Reasonable Completion Time
- 11.8 Delay Damages

ARTICLE 12 - QUALITY ASSURANCE

- 12.1 Warranty and Guaranty
- 12.2 Access to Work
- 12.3 Tests and Inspections
- 12.4 Uncovering Work
- 12.5 DEPARTMENT May Stop the Work
- 12.6 Correction or Removal of Defective Work
- 12.7 One Year Correction Period
- 12.8 Acceptance of Defective Work
- 12.9 DEPARTMENT may Correct Defective Work

ARTICLE 13- PAYMENTS TO CONTRACTOR AND COMPLETION

- 13.1 Schedule of Values
- 13.2 Preliminary Payments
- 13.3 Application for Progress Payment
- 13.4 Review of Applications for Progress Payments
- 13.5 Stored Materials and Equipment
- 13.6 CONTRACTOR's Warranty of Title
- 13.7 Withholding of Payments
- 13.8 Retainage
- 13.9 Request for Release of funds
- 13.10 Substantial Completion
- 13.11 Access Following Substantial Completion
- 13.12 Final Inspection
- 13.13 Final Completion and Application for Payment
- 13.14 Final Payment
- 13.15 Final Acceptance
- 13.16 CONTRACTOR's Continuing Obligation
- 13.17 Waiver of Claims by CONTRACTOR
- 13.18 No Waiver of Legal Rights

ARTICLE 14- SUSPENSION OF WORK AND TERMINATION

- 14.1 DEPARTMENT May Suspend Work
- 14.2 Default of Contract
- 14.3 Rights or Remedies
- 14.4 Convenience Termination

ARTICLE 15- CLAIMS AND DISPUTES

- 15.1 Notification
- 15.2 Presenting the Claim
- 15.3 Claim Validity, Additional Information & DEPARTMENT's Action
- 15.4 Contracting Officer's Decision
- 15.5 Fraud and Misrepresentation in Making Claims

ACKNOWLEDGMENT

"The State of Alaska, General Conditions of the Construction Contract for Buildings" is based on the "Standard General Conditions of the Construction Contract" as published by the National Society of Professional Engineers (document number 1910-8, 1983 edition) on behalf of the Engineers Joint Construction Documents Committee. Portions of the NSPE General Conditions are reprinted herein by the express permission of NSPE. Modifications to the NSPE text are made to provide for State laws, regulations, and established procedures.

The granting of permission by NSPE to allow the State of Alaska to preprint portions of the NSPE document 1910-8, 1983 edition does not constitute approval of the State of Alaska General Conditions of the Construction Contract for Buildings.

ARTICLE 1 -DEFINITIONS

Wherever used in the Contract Documents the following terms, or pronouns in place of them, are used, the intent and meaning, unless a different intent or meaning is clearly indicated, shall be interpreted as set forth below.

The titles and headings of the articles, sections, and subsections herein are intended for convenience of reference.

Terms not defined below shall have their ordinary accepted meanings within the context which they are used. Words which have a well-known technical or trade meaning when used to describe work, materials or equipment shall be interpreted in accordance with such meaning. Words defined in Article 1 are to be interpreted as defined.

Addenda- All clarifications, corrections, or changes issued graphically or in writing by the DEPARTMENT after the Advertisement but prior to the opening of Proposals.

Advertisement- The public announcement, as required by law, inviting bids for Work to be performed or materials to be furnished.

Application for Payment - The form provided by the DEPARTMENT which is to be used by the CONTRACTOR in requesting progress or final payments and which is to include such supporting documentation as is required by the Contract Documents.

Approved or Approval - 'Approved' or 'Approval' as used in this contract document shall mean that the Department has received a document, form or submittal from the contractor and that the Department has taken "No exceptions" to the item submitted. Unless the context clearly indicates otherwise, approved or approval shall not mean that the Department approves of the methods or means, or that the item or form submitted meets the requirements of the contract or constitutes acceptance of the Contractor's work. Where approved or approval means acceptance, then such approval must be set forth in writing and signed by the contracting officer or his designee.

Architect - Where used in the contract documents, "ARCHITECT" shall mean the DEPARTMENT'S ENGINEER.

Architect/Engineer - Where used in the contract documents, "ARCHITECT/ENGINEER" shall mean the DEPARTMENT'S ENGINEER.

A.S. - Initials which stand for Alaska Statute.

Award - The acceptance, by the DEPARTMENT, of the successful bid.

Bid Bond - A type of Proposal Guaranty.

Bidder - Any individual, firm, corporation or any acceptable combination thereof, or joint venture submitting a bid for the advertised Work.

Calendar Day - Every day shown on the calendar, beginning and ending at midnight.

Change Order - A written order by the DEPARTMENT directing changes to the Contract Documents, within their general scope.

Consultant - The person, firm, or corporation retained directly by the DEPARTMENT to prepare Contract Documents, perform construction administration services, or other Project related services.

Contingent Sum Work Item - When the bid schedule contains a Contingent Sum Work Item; the Work covered shall be performed only upon the written Directive of the Project Manager. Payment shall be made as provided in the Directive.

Contract - The written agreement between the DEPARTMENT and the CONTRACTOR setting forth the obligations of the parties and covering the Work to be performed, all as required by the Contract Documents.

Contract Documents -The Contract form, Addenda, the bidding requirements and CONTRACTOR's bid (including all appropriate bid tender forms), the bonds, the Conditions of the Contract and all other Contract requirements, the Specifications, and the Drawings furnished by the DEPARTMENT to the CONTRACTOR, together with all Change Orders and documents approved by the Contracting Officer, for inclusion, modifications and supplements issued on or after the Effective Date of the Contract.

Contracting Officer -The person authorized by the Commissioner to enter into and administer the Contract on behalf of the DEPARTMENT. He has authority to make findings, determinations and decisions with respect to the Contract and, when necessary, to modify or terminate the Contract. The Contracting Officer is identified on the construction Contract.

CONTRACTOR - The individual, firm, corporation or any acceptable combination thereof, contracting with the DEPARTMENT for performance of the Work.

Contract Price - The total moneys payable by the DEPARTMENT to the CONTRACTOR under the terms of the Contract Documents.

Contract Time - The number of Calendar Days following issuance of Notice-to-Proceed in which the project shall be rendered Substantially Complete, or if specified as a calendar date, the Substantial Completion date specified in the Contract Documents

Controlling Item - Any feature of the Work on the critical path of a network schedule.

Defective - Work that is unsatisfactory, faulty or deficient, or does not conform to the Contract Documents.

DEPARTMENT - The Alaska Department of Corrections. References to "Owner", "State", "Contracting Agency", mean the DEPARTMENT.

Directive - A written communication to the CONTRACTOR from the Contracting Officer interpreting or enforcing a Contract requirement or ordering commencement of an item of Work.

Drawings - The Drawings which show the character and scope of the Work to be performed and which have been furnished by the DEPARTMENT or the DEPARTMENT's Consultant and are by reference made a part of the Contract Documents.

ENGINEER - The DEPARTMENT'S authorized representative of the Contracting Officer, as defined in the DEPARTMENT'S *delegation of authority letter* to be issued after notice-to-proceed, who is responsible for administration of the contract.

Equipment - All machinery together with the necessary supplies for upkeep and maintenance, and also tools and apparatus necessary for the proper construction and acceptable completion of the Work.

Final Acceptance - The DEPARTMENT's written acceptance of the Work following Final Completion and the performance of all Contract requirements by the CONTRACTOR.

Final Completion - The Project (or specified part thereof) has progressed to the point that all required Work is complete as determined by the Contracting Officer.

Furnish- To procure, transport, and deliver to the project site materials, labor, or equipment, for installation or use on the project.

General Requirements - Sections of Division 1 of the Specifications which contain administrative and procedural requirements as well as requirements for temporary facilities which apply to Specification Divisions 2 through 16.

Holidays - In the State of Alaska, Legal Holidays occur on:

1. New Year's Day- January 1
2. Martin Luther King's Birthday- Third Monday in January
3. President's Day- Third Monday in February
4. Seward's Day- Last Monday in March
5. Memorial Day- Last Monday in May
6. Independence Day- July 4
7. Labor Day- First Monday in September
8. Alaska Day- October 18
9. Veteran's Day - November 11
10. Thanksgiving Day- Fourth Thursday in November
11. Christmas Day - December 25
12. Every Sunday
13. Every day designated by public proclamation by the President of the United States or the Governor of the State as a legal Holiday.

If any Holiday listed above falls on a Saturday, Saturday and the preceding Friday are both legal Holidays. If the Holiday should fall on a Sunday, except (12) above, Sunday and the following Monday are both legal Holidays. See Title 44, Alaska Statutes.

Inspector - The Engineer's authorized representative assigned to make detailed observations relating to contract performance.

Install - Means to build into the Work, ready to be used in complete and operable condition and in compliance with Contract Documents.

Interim Work Authorization - A written order by the Engineer initiating changes to the Contract, within its general scope, until a subsequent Change Order is executed.

Invitation for Bids - A portion of the bidding documents soliciting bids for the Work to be performed.

Laboratory- The official testing laboratories of the DEPARTMENT or such other laboratories as may be designated by the Engineer or identified in the contract documents.

Materials -Any substances specified for use in the construction of the project.

Notice of Intent to Award- The written notice by the DEPARTMENT to all Bidders identifying the apparent successful Bidder and establishing the DEPARTMENT's intent to execute the Contract when all conditions required for execution of the Contract are met.

Notice to Proceed - A written notice to the CONTRACTOR to begin the Work and establishing the date on which the Contract Time begins.

Payment Bond - The security furnished by the CONTRACTOR and his Surety to guarantee payment of the debts covered by the bond.

Performance Bond - The security furnished by the CONTRACTOR and his Surety to guarantee performance and completion of the Work in accordance with the Contract.

Preconstruction Conference - A meeting between the CONTRACTOR and the Engineer, and other parties affected by the construction, to discuss the project before the CONTRACTOR begins work.

Project - The total construction, of which the Work performed under the Contract Documents, is the whole or a part, where such total construction may be performed by more than one CONTRACTOR.

Project Manager - The authorized representative of the Contracting Officer who is responsible for administration of the Contract.

Proposal - The offer of a Bidder, on the prescribed forms, to perform the Work at the prices quoted.

Proposal Guaranty - The security furnished with a Proposal to guarantee that the bidder will enter into a Contract if his Proposal is accepted by the DEPARTMENT.

Quality Assurance (QA) - Where referred to in the technical specifications (Divisions 2 through 16), Quality Assurance refers to measures to be provided by the CONTRACTOR as specified.

Quality Control (QC) - Tests and inspections by the CONTRACTOR to insure the acceptability of materials incorporated into the Work. QC test reports are used as a basis upon which to determine whether the Work conforms to the requirements of the Contract Documents and to determine its acceptability for payment.

Regulatory Requirements - Laws, rules, regulations, ordinances, codes and/or orders.

Schedule of Values - The DEPARTMENT's document, submitted by the CONTRACTOR and reviewed by the Contracting Officer, which shall serve as the basis for computing payment and for establishing the value of separate items of work which comprise the Contract Price.

Shop Drawings - All drawings, diagrams, illustrations, schedules and other data which are specifically prepared by or for the CONTRACTOR to illustrate some portion of the Work and all illustrations, brochures, standard schedules, performance charts, instructions, diagrams and other information prepared by a Supplier and submitted by the CONTRACTOR to illustrate material, equipment, fabrication, or erection for some portion of the Work. Where used in the Contract Documents, "Shop Drawings" shall also mean "Submittals".

Specifications - Those portions of the Contract Documents consisting of written technical descriptions of materials, equipment, construction systems, standards and workmanship as applied to the Work and certain administrative and procedural details applicable thereto.

Subcontractor - An individual, firm, or corporation to whom the CONTRACTOR or any other Subcontractor sublets part of the Contract.

Substantial Completion - Although not fully completed, the Work (or a specified part thereof) has progressed to the point where, in the opinion of the Contracting Officer, as evidence by the DEPARTMENT's written notice, it is sufficiently complete, in accordance with the Contract Documents, so that the Work (or specified part) can be utilized for the purposes for which it is intended. The terms "Substantially Complete" and "Substantially Completed" as applied to any Work refer to Substantial Completion thereof.

Supplemental Agreement - A written agreement between the CONTRACTOR and the DEPARTMENT covering work that is not within the general scope of the Contract.

Supplementary Conditions - The part of the Contract Documents which amends or supplements these General Conditions.

Supplier - A manufacturer, fabricator, distributor, materialman or vendor of materials or equipment.

Surety - The corporation, partnership, or individual, other than the CONTRACTOR, executing a bond furnished by the CONTRACTOR.

Traffic Control Plan (TCP) - A drawing of one or more specific plans that detail the routing of pedestrian, and/or vehicular traffic through or around a construction area.

Unit Price Work - Work to be paid for on the basis of unit prices.

Using Agency - The entity who will occupy or use the completed Project.

Utility - The privately, publicly or cooperatively owned lines, facilities and systems for producing, transmitting or distributing communications, power, electricity, light, heat, gas, oil, crude products, water, steam, waste, storm water not connected with highway or street drainage, and other similar commodities, including publicly owned fire and police signal systems, street lighting systems, and railroads which directly or indirectly serve the public or any part thereof. The term "utility" shall also mean the utility company, inclusive of any wholly owned or controlled subsidiary."

Work - Work is the act of, and the result of, performing services, furnishing labor, furnishing and incorporating materials and equipment into the Project and performing other duties and obligations, all as required by the Contract Documents. Such Work, however incremental, will culminate in the entire completed Project, or the various separately identifiable parts thereof.

ARTICLE 2- AUTHORIZATION AND LIMITATIONS

2.1 Authorities and Limitations

- 2.1.1 The Contracting Officer alone shall have the power to bind the DEPARTMENT and to exercise the rights, responsibilities, authorities and functions vested in the Contracting Officer by the Contract Documents. The Contracting Officer shall have the right to designate in writing authorized representatives to act for him. Wherever any provision of the Contract Documents specifies an individual or organization, whether governmental or private, to perform any act on behalf of or in the interest of the DEPARTMENT that individual or organization shall be deemed to be the Contracting Officer's authorized representative under this Contract but only to the extent so specified.
- 2.1.2 The CONTRACTOR shall perform the Work in accordance with any written order (including but not limited to instruction, direction, interpretation or determination) issued by an authorized representative in accordance with the authorized representative's authority to act for the Contracting Officer. The CONTRACTOR assumes all the risk and consequences of performing the Work in accordance with any order (including but not limited to instruction, direction, interpretation or determination) of anyone not authorized to issue such order, and of any order not in writing.
- 2.1.3 Should the Contracting Officer or his authorized representative designate Consultant(s) to act for the DEPARTMENT as provided for in Paragraph 2.1.1, the performance or nonperformance of the Consultant under such authority to act, shall not give rise to any contractual obligation or duty of the Consultant to the CONTRACTOR, any Subcontractor, any Supplier, or any other organization performing any of the Work or any Surety representing them.

2.2 Evaluations by Contracting Officer:

- 2.2.1 The Contracting Officer will decide all questions which may arise as to:
- a. Quality and acceptability of materials furnished;
 - b. Quality and acceptability of Work performed;
 - c. Compliance with the schedule of progress;
 - d. Interpretation of Contract Documents;
 - e. Acceptable fulfillment of the Contract on the part of the CONTRACTOR.
- 2.2.2 In order to avoid cumbersome terms and confusing repetition of expressions in the Contract Documents the terms "as ordered", "as directed", "as required", "as approved" or terms of like effect or import are used, or the adjectives "reasonable", "suitable", "acceptable", "proper" or "satisfactory" or adjectives of like effect or import are used it shall be understood as if the expression were followed by the words "the Contracting Officer".
- When such terms are used to describe a requirement, direction, review or judgment of the Contracting Officer as to the Work, it is intended that such requirement, direction, review or judgment will be solely to evaluate the Work for compliance with the Contract Documents (unless there is a specific statement indicating otherwise).
- 2.2.3 The use of any such term or adjective shall not be effective to assign to the DEPARTMENT any duty of authority to supervise or direct the furnishing or performance of the Work or any duty or authority to undertake responsibility contrary to the provisions of paragraphs 2.3 or 2.4.

2.3 Means & Methods:

The means, methods, techniques, sequences or procedures of construction, or safety precautions and the program incident thereto, and the failure to perform or furnish the Work in accordance with the Contract Documents are the sole responsibility of the CONTRACTOR.

2.4 Visits to Site/Place of Business:

The Contracting Officer will make visits to the site and approved remote storage sites at intervals appropriate to the various stages of construction to observe the progress and quality of the executed Work and to determine, in general, if the Work is proceeding in accordance with the Contract Documents. The Contracting Officer may, at reasonable times, inspect that part of the plant or place of business of the CONTRACTOR or Subcontractor that is related to the performance of the Contract. Such observations or the lack of such observations shall in no way relieve the CONTRACTOR from his duty to perform the Work in accordance with the Contract Documents.

ARTICLE 3- CONTRACT DOCUMENTS: INTENT, AMENDING, REUSE

3.1 Incomplete Contract Documents:

The submission of a bid by the Bidder is considered a representation that the Bidder examined the Contract Documents to make certain that all sheets and pages were provided and that the Bidder is satisfied as to the conditions to be encountered in performing the Work. The DEPARTMENT expressly denies any responsibility or liability for a bid submitted on the basis of an incomplete set of Contract Documents.

3.2 Copies of Contract Documents:

The DEPARTMENT shall furnish to the CONTRACTOR up to ten copies of the Contract Documents. Additional copies will be furnished, upon request, at the cost of reproduction.

3.3 Scope of Work:

The Contract Documents comprise the entire Contract between the DEPARTMENT and the CONTRACTOR concerning the Work. The Contract Documents are complementary; what is called for by one is as binding as if called for by all. The Contract Documents will be construed in accordance with the Regulatory Requirements of the place of the Project.

It is specifically agreed between the parties executing this Contract that it is not intended by any of the provisions of the Contract to create in the public or any member thereof a third party benefit, or to authorize anyone not a party to this Contract to maintain a suit pursuant to the terms or provisions of the Contract.

3.4 Intent of Contract Documents:

- 3.4.1 It is the intent of the Contract Documents to describe a functionally complete Project to be constructed in accordance with the Contract Documents. Any Work, materials or equipment that may reasonably be inferred from the Contract Documents as being required to produce the intended result will be supplied, without any adjustment in Contract Price or Contract Time, whether or not specifically called for.
- 3.4.2 Reference to standard specifications, manuals or codes of any technical society, organization or association, or to the Regulatory Requirements of any governmental authority, whether such reference be specific or by implication, shall mean the edition stated in the Contract Documents or if not stated the latest standard specification, manual, code or Regulatory Requirements in effect at the time of Advertisement for the Project (or, on the Effective Date of the Contract if there was no Advertisement). However, no provision of any referenced standard specification, manual or code (whether or not specifically incorporated by reference in the Contract Documents) shall be effective to change the duties and responsibilities of the DEPARTMENT and the CONTRACTOR, or any of their consultants, agents or employees from those set forth in the Contract Documents, nor shall it be effective to assign to the DEPARTMENT or any of the DEPARTMENT's Consultants, agents or employees, any duty or authority to supervise or direct the furnishing or performance of the Work or any duty or authority to undertake responsibility contrary to the provisions of paragraphs 2.3 or 2.4.

3.5 Discrepancy in Contract Documents:

- 3.5.1 Before undertaking the Work, the CONTRACTOR shall carefully study and compare the Contract Documents and check and verify pertinent figures, and dimensions shown thereon and all applicable field measurements. Work in the area by the CONTRACTOR shall imply verification of figures, dimensions and field measurements. If, during the above study or during the performance of the Work, the CONTRACTOR finds a conflict, error, discrepancy or omission in the Contract Documents, or a discrepancy between the Contract Documents and any standard specification, manual, code, or Regulatory Requirement which affects the work, the CONTRACTOR shall promptly report such discrepancy in writing to the Contracting Officer. The CONTRACTOR shall obtain a written interpretation or clarification from the Contracting Officer before proceeding with any Work affected thereby. Any adjustment made by the CONTRACTOR without this

determination shall be at his own risk and expense. However, the CONTRACTOR shall not be liable to the DEPARTMENT for failure to report any conflict, error or discrepancy in the Contract Documents unless the CONTRACTOR had actual knowledge thereof or should reasonably have known thereof.

3.5.2 Discrepancy- Order of Precedence:

When conflicts errors or discrepancies within the Contract Documents exist, the order of precedence from most governing to least governing will be as follows:

- Contents of Addenda
- Supplementary Conditions
- General Conditions
- General Requirements
- Technical Specifications
- Drawings
- Recorded dimensions will govern over scaled dimensions
- Large scale details over small scale details
- Schedules over plans
- Architectural drawings over structural drawings Structural drawings over mechanical and electrical drawings

3.6 Clarifications and Interpretations:

The Contracting Officer will issue with reasonable promptness such written clarifications or interpretations of the requirements of the Contract Documents as the Contracting Officer may determine necessary, which shall be consistent with or reasonably inferable from the overall intent of the Contract Documents.

3.7 Reuse of Documents:

Neither the CONTRACTOR nor any Subcontractor, or Supplier or other person or organization performing or furnishing any of the Work under a direct or indirect contract with the DEPARTMENT shall have or acquire any title to or ownership rights in any of the Contract Documents (or copies thereof) prepared by or for the DEPARTMENT and they shall not reuse any of the Contract Documents on extensions of the Project or any other project without written consent of the Contracting Officer.

Contract Documents prepared by the CONTRACTOR in connection with the Work shall become the property of the DEPARTMENT.

ARTICLE 4 - LANDS AND PHYSICAL CONDITIONS

4.1 Availability of Lands:

The DEPARTMENT shall furnish as indicated in the Contract Documents, the lands upon which the Work is to be performed, rights-of-way and easements for access thereto, and such other lands which are designated for use of the CONTRACTOR in connection with the Work. Easements for permanent structures or permanent changes in existing facilities will be obtained and paid for by the DEPARTMENT, unless otherwise provided in the Contract Documents. The CONTRACTOR shall provide for all additional lands and access thereto that may be required for temporary construction facilities or storage of materials and equipment. The CONTRACTOR shall provide all waste and disposal areas, including disposal areas for hazardous or contaminated materials, at no additional cost to the DEPARTMENT.

4.2 Visit to Site:

The submission of a bid by the CONTRACTOR is considered a representation that the CONTRACTOR has visited and carefully examined the site and is satisfied as to the conditions to be encountered in performing the Work and as to the requirements of the Contract Documents.

4.3 Explorations and Reports:

Reference is made to the Supplementary Conditions for identification of those reports of explorations and tests of subsurface conditions at the site that have been utilized by the DEPARTMENT in preparation of the Contract Documents. The CONTRACTOR may for his purposes rely upon the accuracy of the factual data contained in such reports, but not upon interpretations or opinions drawn from such factual data contained therein or for the completeness or sufficiency thereof. Except as indicated in the immediately preceding sentence and in paragraphs 4.4 and 9.9, CONTRACTOR shall have full responsibility with respect to surface and subsurface conditions at the site.

4.4 Utilities:

The horizontal and vertical locations of known underground utilities as shown or indicated by the Contract Documents are approximate and are based on information and data furnished to the DEPARTMENT by the owners of such underground utilities.

4.4.2 The CONTRACTOR shall have full responsibility for:

- a. Reviewing and checking all information and data concerning utilities.
- b. Locating all underground utilities shown or indicated in the Contract Documents which are affected by the work.
- c. Coordination of the Work with the owners of all utilities during construction.
- d. Safety and protection of all utilities as provided in paragraph 6.17.
- e. Repair of any damage to utilities resulting from the Work in accordance with 4.4.4 and 4.5.

4.4.3 If Work is to be performed by any utility owner, the CONTRACTOR shall cooperate with such owners to facilitate the Work.

4.4.4 In the event of interruption to any utility service as a result of accidental breakage or as result of being exposed or unsupported, the CONTRACTOR shall promptly notify the utility owner and the Contracting Officer. If service is interrupted, repair work shall be continuous until the service is restored. No Work shall be undertaken around fire hydrants until provisions for continued service has been approved by the local fire authority.

4.5 Damaged Utilities:

When utilities are damaged by the CONTRACTOR, the utility owner shall have the choice of repairing the utility or having the CONTRACTOR repair the utility. In the following circumstances, the CONTRACTOR shall reimburse the utility owner for repair costs or provide at no cost to the utility owner or the DEPARTMENT, all materials, equipment and labor necessary to complete repair of the damage:

- a. When the utility is shown or indicated in the Contract Documents.
- b. When the utility has been located by the utility owner.
- c. When no locate was requested by the CONTRACTOR for utilities shown or indicated in the Contract Documents.
- d. All visible utilities.
- e. When the CONTRACTOR could have, otherwise, reasonably been expected to be aware of such utility.

4.6 Utilities Not Shown or Indicated:

If, while directly performing the Work, an underground utility is uncovered or revealed at the site which was not shown or indicated in the Contract Documents and which the CONTRACTOR could not reasonably have been expected to be aware of, the CONTRACTOR shall, promptly after becoming aware thereof and before performing any Work affected thereby (except in an emergency as permitted by paragraph 6.19) identify the owner of such underground utility and give written notice thereof to that owner and to the Contracting Officer. The Contracting Officer will promptly review the underground utility to determine the extent to which the Contract Documents and the Work should be modified to reflect the impacts of the discovered utility. The Contract Documents will be amended or supplemented in accordance with paragraph 9.2 and to the extent necessary through the issuance of a change document by the Contracting Officer. During such time, the CONTRACTOR shall be responsible for the safety and protection of such underground utility as provided in paragraph 6.17. The CONTRACTOR may be allowed an increase in the Contract Price or an extension of the Contract Time, or both, to the extent that they are directly attributable to the existence of any underground utility that was not shown or indicated in the Contract Documents and which the CONTRACTOR could not reasonably have been expected to be aware of.

4.7 Survey Control:

The DEPARTMENT will identify sufficient horizontal and vertical control data to enable the CONTRACTOR to survey and layout the Work. All survey work shall be performed under the direct supervision of a registered land surveyor when required by paragraph 7.8. Copies of all survey notes shall be provided to the DEPARTMENT at an interval determined by the Project Manager. The Project Manager may request submission on a weekly or longer period at his discretion. Any variations between the Contract Documents and actual field conditions shall be identified in the survey notes.

ARTICLE 5 -BONDS, INSURANCE, AND INDEMNIFICATION

5.1 Delivery of Bonds:

When the CONTRACTOR delivers the executed Contract to the Contracting Officer, the CONTRACTOR shall also deliver to the Contracting Officer such bonds as the CONTRACTOR may be required to furnish in accordance with paragraph 5.2.

5.2 Bonds:

The CONTRACTOR shall furnish Performance and Payment Bonds, each in an amount as shown on the Contract as security for the faithful performance and payment of all CONTRACTOR's obligations under the Contract Documents. These bonds shall remain in effect for one year after the date of Final Acceptance and until all obligations under this Contract, except special guarantees as per 12.7, have been met. All bonds shall be furnished on forms provided by the DEPARTMENT (or copies thereof) and shall be executed by such Sureties as are authorized to do business in the State of Alaska. The Contracting Officer may at his option copy the Surety with notice of any potential default or liability.

5.3 Replacement of Bond and Surety:

If the Surety on any bond furnished in connection with this Contract is declared bankrupt or becomes insolvent or its right to do business is terminated in any state where any part of the Project is located or it ceases to meet the requirements of paragraph 5.2, or otherwise becomes unacceptable to the DEPARTMENT, or if any such Surety fails to furnish reports as to his financial condition as requested by the DEPARTMENT, the CONTRACTOR shall within five days thereafter substitute another bond and Surety, both of which must be acceptable to DEPARTMENT.

An individual Surety may be replaced by a corporate Surety during the course of the Contract period. If the Surety desires to dispose of the collateral posted, the DEPARTMENT may, at its option, accept substitute collateral.

5.4 Insurance Requirements:

5.4.1 The CONTRACTOR shall provide evidence of insurance with a carrier or carriers satisfactory to the DEPARTMENT covering injury to persons and/or property suffered by the State of Alaska or a third party, as a result of operations which arise both out of and during the course of this Contract by the CONTRACTOR or by any Subcontractor. This coverage will also provide protection against injuries to all employees of the CONTRACTOR and the employees of any Subcontractor engaged in Work under this Contract. The delivery to the DEPARTMENT of a written 30 day notice is required before cancellation of any coverage or reduction in any limits of liability. Insurance carriers shall have an acceptable financial rating.

5.4.2 The CONTRACTOR shall maintain in force at all times during the performance of the Work under this agreement the following policies and minimum limits of liability. Failure to maintain insurance may, at the option of the Contracting Officer, be deemed Defective Work and remedied in accordance with the Contract. Where specific limits and coverages are shown, it is understood that they shall be the minimum acceptable. The requirements of this paragraph shall not limit the CONTRACTOR's responsibility to indemnify under paragraph 5.5. Additional insurance requirements specific to this Contract are contained in the Supplementary Conditions, when applicable.

a. Workers' Compensation Insurance: The Contractor shall provide and maintain, for all employees of the Contractor engaged in work under this contract, Workers' Compensation Insurance as required by AS 23.30.045. The Contractor shall be responsible for Workers' Compensation Insurance for any subcontractor who provides services under this contract, to include:

1. Waiver of subrogation against the State and Employer's Liability Protection in the amount of \$500,000 each accident / \$500,000 each disease.

2. If the Contractor directly utilizes labor outside of the State of Alaska in the prosecution of the Work, "Other States" endorsement shall be required as a condition of the contract.
3. Whenever the Work involves activity on or about navigable waters, the Workers' Compensation policy shall contain a United States Longshoreman's and Harbor Worker's Act endorsement, and when appropriate, a Maritime Employer's Liability (Jones Act) endorsement with a minimum limit of \$1,000,000.

- b. Comprehensive or Commercial General Liability Insurance: Such insurance shall cover all operations by or on behalf of the CONTRACTOR and provide insurance for bodily injury and property damage liability including coverage for:

Premises and operations; products and completed operations; contractual liability insuring obligations assumed under paragraph 5.5, Indemnification; broad form property damage; and personal injury liability.

The minimum limits of liability shall be:

1. If the CONTRACTOR carries a *Comprehensive General Liability* policy, the limits of liability shall not be less than a Combined Single Limit for bodily injury, property damage and Personal Injury Liability of:
\$1,000,000 each occurrence
\$2,000,000 aggregate

2. If the CONTRACTOR carries a *Commercial General Liability* policy, the limits of liability shall not be less than:

\$1,000,000 each occurrence (Combined Single Limit for bodily injury and property damage)
\$1,000,000 for Personal Injury Liability

\$2,000,000 aggregate for Products-Completed Operations
\$2,000,000 general aggregate

The State of Alaska, DEPARTMENT of Corrections shall be named as an "Additional Insured" under all liability coverages listed above.

- c. Automobile Liability Insurance:

Such insurance shall cover all owned, hired and non-owned vehicles and provide coverage not less than that of the Business Automobile Policy in limits not less than the following:

\$1,000,000 each occurrence
(Combined Single Limit for bodily injury and property damage.)

- d. Builder's Risk Insurance:

Coverage shall be on an "All Risk" completed value basis including "quake and flood" and protect the interests of the DEPARTMENT, the CONTRACTOR and his Subcontractors. Coverage shall include all materials, supplies and equipment that are intended for specific installation in the Project while such materials, supplies and equipment are located at the Project site, in transit from port of arrival to job site and while temporarily located away from the Project site.

In addition to providing the above coverages the CONTRACTOR shall ensure that Subcontractors provide insurance coverages as noted in clauses a., b., and c. of this subparagraph. Builders Risk Insurance will only be required of subcontractors if so stated in the Supplementary Conditions.

- e. Other Coverages:

As specified in the Supplementary Conditions.

5.4.3 In addition to providing the above coverages the Contractor shall, in any contract or agreement with subcontractors performing work, require that all indemnities and waivers of subrogation it obtains, and that any stipulation to be named as an additional insured it obtains, also be extended to waive rights of subrogation against the State of Alaska and to add the State of Alaska as additional named indemnitee and as additional insured.

Evidence of insurance shall be furnished to the Department prior to the award of the contract. Such evidence, executed by the carrier's representative and issued to the Department, shall consist of a certificate of insurance or the policy declaration page with required endorsements attached thereto which denote the type, amount, class of operations covered, effective (and retroactive) dates, and dates of expiration. Acceptance by the Department of deficient evidence does not constitute a waiver of contract requirements.

When a certificate of insurance is furnished, it shall contain the following statement:

"This is to certify that the policies described herein comply with all aspects of the insurance requirements of (Project Name and Number)"

5.5 Indemnification:

The CONTRACTOR shall indemnify, save harmless, and defend the DEPARTMENT, its agents and its employees from any and all claims, actions, or liabilities for injuries or damages sustained by any person or property arising directly or indirectly from the construction or the CONTRACTOR's performance of this Contract; however, this provision has no effect if, but only if, the sole proximate cause of the injury or damage is the DEPARTMENT's negligence.

ARTICLE 6 - CONTRACTOR'S RESPONSIBILITIES

6.1 Supervision of Work:

The CONTRACTOR shall supervise and direct the Work competently and efficiently, devoting such attention thereto and applying such skills and expertise as may be necessary to perform the Work in accordance with the Contract Documents. All Work under this Contract shall be performed in a skillful and workmanlike manner. The CONTRACTOR shall be solely responsible for the means, methods, techniques, sequences and procedures of construction.

6.2 Superintendence by CONTRACTOR:

The CONTRACTOR shall keep on the Work at all times during its progress a competent resident superintendent. The Contracting Officer shall be advised in writing of the superintendent's name, local address, and telephone number. This written advice is to be kept current until Final Acceptance by the DEPARTMENT. The superintendent will be the CONTRACTOR's representative at the site and shall have full authority to act and sign documents on behalf of the CONTRACTOR.

All communications given to the superintendent shall be as binding as if given to the CONTRACTOR. The CONTRACTOR shall cooperate with the Contracting Officer in every way possible.

6.3 Character of Workers:

The CONTRACTOR shall provide a sufficient number of competent, suitably qualified personnel to survey and lay out the Work and perform construction as required by the Contract Documents. The CONTRACTOR shall at all times maintain good discipline and order at the site. The Contracting Officer may, in writing, require the CONTRACTOR to remove from the Work any employee the Contracting Officer deems incompetent, careless, or otherwise detrimental to the progress of the Work, but the Contracting Officer shall have no duty to exercise this right.

6.4 CONTRACTOR to Furnish:

Unless otherwise specified in the General Requirements, the CONTRACTOR shall furnish and assume full responsibility for all materials, equipment and machinery, tools, appliances, fuel, power, light, heat, telephone, water, sanitary facilities, temporary facilities and all other facilities and incidentals necessary for the furnishing, performance testing, start-up and completion of the Work.

6.5 Materials and Equipment:

All materials and equipment shall be of specified quality and new, except as otherwise provided in the Contract Documents. If required by the Contracting Officer, the CONTRACTOR shall furnish satisfactory evidence (including reports of required tests) as to the kind and quality of materials and equipment. All materials and equipment shall be applied, installed, connected, erected, used, cleaned, and conditioned in accordance with the instructions of the applicable Supplier except as otherwise provided in the Contract Documents; but no provision of any such instructions will be effective to assign to the DEPARTMENT or any of the DEPARTMENT's Consultants, agents or employees, any duty or authority to supervise or direct the furnishing or performance of the Work or any duty or authority to undertake responsibility contrary to the provisions of paragraphs 2.3 or 2.4.

6.6 Anticipated Schedules:

- 6.6.1 Within fourteen (14) calendar days after the date of the Notice to Proceed, the CONTRACTOR shall submit to the Contracting Officer for review an anticipated progress schedule indicating the starting and completion dates of the various stages of the Work. No individual stage of work shall exceed fourteen (14) calendar days.

- 6.6.2 Within twenty one (21) days after the date of the Notice to Proceed, the CONTRACTOR shall submit to the Contracting Officer for review an anticipated schedule of Shop Drawing submissions
- 6.6.3 Prior to submitting the CONTRACTOR's first Application for Payment, the CONTRACTOR shall submit for review and approval:

Anticipated Schedule of Values for all of the Work which will include quantities and prices of items aggregating the Contract Price and will subdivide the Work into component parts in sufficient detail to serve as the basis for progress payments during construction. Such prices will include an appropriate amount of overhead and profit applicable to each item of Work which will be confirmed in writing by the CONTRACTOR at the time of submission.

6.7 Finalizing Schedules:

Prior to processing the first Application for Payment the Contracting Officer and the CONTRACTOR will finalize schedules required by paragraph 6.6. The finalized progress schedule will be acceptable to the DEPARTMENT as providing information related to the orderly progression of the Work to completion within the Contract Time; but such acceptance will neither impose on the DEPARTMENT nor relieve the CONTRACTOR from full responsibility for the progress or scheduling of the Work. If accepted, the finalized schedule of Shop Drawing and other required submissions will be acknowledgment by the DEPARTMENT as providing a workable arrangement for processing the submissions. If accepted, the finalized Schedule of Values will be acknowledgment by the DEPARTMENT as an approximation of anticipated value of Work accomplished over the anticipated Contract Time. Receipt and acceptance of a schedule submitted by the CONTRACTOR shall not be construed to assign responsibility for performance or contingencies to the DEPARTMENT or relieve the CONTRACTOR of his responsibility to adjust his forces, equipment, and work schedules as may be necessary to insure completion of the Work within prescribed Contract Time. Should the prosecution of the Work be discontinued for any reason, the CONTRACTOR shall notify the Contracting Officer at least 24 hours in advance of resuming operations.

6.8 Adjusting Schedules:

Upon substantial changes to the schedule or upon request the CONTRACTOR shall submit to the Contracting Officer for acceptance (to the extent indicated in paragraph 6.7 and the General Requirements) adjustments in the schedules to reflect the actual present and anticipated progress of the Work.

6.9 Substitutes or "Or-Equal" Items:

- 6.9.1 Whenever materials or equipment are specified or described in the Contract Documents by using the name of a proprietary item or the name of a particular Supplier the naming of the item is intended to establish the type, function and quality required. Unless the name is followed by words indicating that substitution is limited or not permitted, materials or equipment of other Suppliers may be accepted by the Contracting Officer only if sufficient information is submitted by the CONTRACTOR which clearly demonstrates to the Contracting Officer that the material or equipment proposed is equivalent or equal in all aspects to that named. The procedure for review by the Contracting Officer will include the following as supplemented in the General Requirements.
- 6.9.2 Requests for review of substitute items of material and equipment will not be accepted by the Contracting Officer from anyone other than the CONTRACTOR.

- 6.9.3 If the CONTRACTOR wishes to furnish or use a substitute item of material or equipment, the CONTRACTOR shall make written application to the Contracting Officer for Approval thereof, certifying that the proposed substitute will perform adequately the functions and achieve the results called for by the general design, be similar and of equal substance to that specified and be suited to the same use as the specified. The application will state that the evaluation and Approval of the proposed substitute will not delay the CONTRACTOR's timely achievement of Substantial or Final Completion, whether or not acceptance of the substitute for use in the Work will require a change in any of the Contract Documents (or in the provisions of any other direct contract with the DEPARTMENT for Work on the Project) to adapt the design to the proposed substitute and whether or not incorporation or use of the substitute in connection with the Work is subject to payment of any license fee or royalty.
- 6.9.4 All variations of the proposed substitute from that specified will be identified in the application and available maintenance, repair and replacement service will be indicated. The application will also contain an itemized estimate of all costs that will result directly or indirectly from acceptance of such substitute, including costs of redesign and claims of other contractors affected by the resulting change, all of which shall be considered by the DEPARTMENT in evaluating the proposed substitute. The DEPARTMENT may require the CONTRACTOR to furnish at the CONTRACTOR's expense additional data about the proposed substitute. The Contracting Officer may reject any substitution request which the Contracting Officer determines is not in the best interest of the DEPARTMENT.
- 6.9.5 Substitutions shall be permitted during or after the bid period as allowed and in accordance with Document 00020- Invitation for Bids, Document 00700-General Conditions, and Document 01630- Product Options and Substitutions.

6.10 Substitute Means and Methods:

If a specific means, method, technique, sequence or procedure of construction is indicated in or required by the Contract Documents, the CONTRACTOR may furnish or utilize a substitute means, method, sequence, technique or procedure of construction acceptable to the Contracting Officer, if the CONTRACTOR submits sufficient information to allow the Contracting Officer to determine that the substitute proposed is equivalent to that indicated or required by the Contract Documents. The procedure for review by the Contracting Officer will be similar to that provided in paragraph 6.9 as applied by the Contracting Officer and as may be supplemented in the General Requirements.

6.11 Evaluation of Substitution:

The Contracting Officer will be allowed a reasonable time within which to evaluate each proposed substitute. The Contracting Officer will be the sole judge of acceptability, and no substitute will be ordered, installed or utilized without the Contracting Officer's prior written Approval which will be evidenced by either a Change Order or a Shop Drawing Approved in accordance with Sections 6.20 and 6.21. The Contracting Officer may require the CONTRACTOR to furnish at the CONTRACTOR's expense a special performance guarantee or other Surety with respect to any substitute.

6.12 Dividing the Work:

The divisions and sections of the Specifications and the identifications of any Drawings shall not control the CONTRACTOR in dividing the Work among Subcontractors or Suppliers or delineating the Work to be performed by any specific trade.

6.13 Subcontractors:

The CONTRACTOR may utilize the services of appropriately licensed Subcontractors on those parts of the Work which, under normal contracting practices, are performed by Subcontractors, in accordance with the following conditions:

- 6.13.1 The CONTRACTOR shall not award any Work to any Subcontractor without prior written Approval of the Contracting Officer. This Approval will not be given until the CONTRACTOR submits to the Contracting Officer a written statement concerning the proposed award to the Subcontractor which shall contain required Equal Employment Opportunity documents, evidence of insurance whose limits are acceptable to the CONTRACTOR, and an executed copy of the subcontract. All subcontracts shall contain provisions for prompt payment, release of retainage, and interest on late payment amounts and retainage as specified in A.S. 36.90.210. Contracts between subcontractors, regardless of tier, must also contain these provisions. No acceptance by the Contracting Officer of any such Subcontractor shall constitute a waiver of any right of the DEPARTMENT to reject Defective Work.
- 6.13.2 The CONTRACTOR shall be fully responsible to the DEPARTMENT for all acts and omissions of the Subcontractors, Suppliers and other persons and organizations performing or furnishing any of the Work under a direct or indirect contract with CONTRACTOR just as CONTRACTOR is responsible for CONTRACTOR's own acts and omissions.
- 6.13.3 All Work performed for CONTRACTOR by a Subcontractor will be pursuant to an appropriate written agreement between CONTRACTOR and the Subcontractor which specifically binds the Subcontractor to the applicable terms and conditions of the Contract Documents for the benefit of the DEPARTMENT and contains waiver provisions as required by paragraph 13.17 and termination provisions as required by Article 14.
- 6.13.4 Nothing in the Contract Documents shall create any contractual relationship between the DEPARTMENT and any such Subcontractor, Supplier or other person or organization, nor shall it create any obligation on the part of the DEPARTMENT to pay or to see to the payment of any moneys due any such Subcontractor, Supplier or other person or organization except as may otherwise be required by Regulatory Requirements. The DEPARTMENT will not undertake to settle any differences between or among the CONTRACTOR, Subcontractors, or Suppliers.
- 6.13.5 The CONTRACTOR and Subcontractors shall coordinate their work and cooperate with other trades so to facilitate general progress of Work. Each trade shall afford other trades every reasonable opportunity for installation of their work and storage of materials. If cooperative work of one trade must be altered due to lack of proper supervision or failure to make proper provisions in time by another trade, such conditions shall be remedied by the CONTRACTOR with no change in Contract Price or Contract Time.
- 6.13.6 The CONTRACTOR shall include on his own payrolls any person or persons working on this Contract who are not covered by written subcontract, and shall ensure that all Subcontractors include on their payrolls all persons performing Work under the direction of the Subcontractor.

6.14 Use of Premises:

The CONTRACTOR shall confine construction equipment, the storage of materials and equipment and the operations of workers to the Project limits and approved remote storage sites and lands and areas identified in and permitted by Regulatory Requirements, rights-of-way, permits and easements, and shall not unreasonably encumber the premises with construction equipment or other materials or equipment. The CONTRACTOR shall assume full responsibility for any damage to any such land or area, or to the owner or occupant thereof or of any land or areas contiguous thereto, resulting from the performance of the Work. Should any claim be made against the DEPARTMENT by any such owner or occupant because of the performance of the Work, the CONTRACTOR shall hold the DEPARTMENT harmless.

6.15 Structural Loading:

The CONTRACTOR shall not load nor permit any part of any structure to be loaded in any manner that will endanger the structure, nor shall the CONTRACTOR subject any part of the Work or adjacent property to stresses or pressures that will endanger it.

6.16 Record Documents:

The CONTRACTOR shall maintain in a safe place at the site one record copy of all Drawings, Specifications, Addenda, Directives, Change Orders, Supplemental Agreements, and written interpretations and clarifications (issued pursuant to paragraph 3.6) in good order and annotated to show all changes made during construction. These record documents together with all Approved samples and a counterpart of all Approved Shop Drawings will be available to the Contracting Officer for reference and copying. Upon completion of the Work, the annotated record documents, samples and Shop Drawings will be delivered to the Contracting Officer. Record documents shall accurately record variations in the Work which vary from requirements shown or indicated in the Contract Documents.

6.17 Safety and Protection:

The CONTRACTOR alone shall be responsible for initiating, maintaining and supervising all safety precautions and programs in connection with the Work. The CONTRACTOR shall take all necessary precautions for the safety of, and shall provide the necessary protection to prevent damage, injury or loss to:

- 6.17.1 All employees on the Work and other persons and organizations who may be affected thereby;
- 6.17.2 All the Work and materials and equipment to be incorporated therein, whether in storage on or off the site; and
- 6.17.3 Other property at the site or adjacent thereto, including trees, shrubs, lawns, walks, pavements, roadways, structures, and utilities not designated for removal, relocation or replacement in the course of construction.

The CONTRACTOR shall comply with all applicable Regulatory Requirements of any public body having jurisdiction for the safety of persons or property or to protect them from damage, injury or loss; and shall erect and maintain all necessary safeguards for such safety and protection. The CONTRACTOR shall notify owners of adjacent property and utility owners when prosecution of the Work may affect them, and shall cooperate with them in the protection, removal, relocation and replacement of their property. All damage, injury or loss to any property caused, directly or indirectly, in whole or in part, by the CONTRACTOR, any Subcontractor, Supplier or any other person or organization directly or indirectly employed by any of them to perform or furnish any of the Work or anyone for whose acts any of them may be liable, shall be remedied by the CONTRACTOR with no change in Contract Price or Contract Time except as stated in 4.6, except damage or loss attributable to unforeseeable causes beyond the control of and without the fault or negligence of the CONTRACTOR, including but not restricted to acts of God, of the public enemy or governmental authorities. The CONTRACTOR's duties and responsibilities for the safety and protection of the Work shall continue until Final Acceptance (except as otherwise expressly provided in connection with Substantial Completion).

6.18 Safety Representative:

The CONTRACTOR shall designate a responsible safety representative at the site. This person shall be the CONTRACTOR's superintendent unless otherwise designated in writing by the CONTRACTOR to the Contracting Officer.

6.19 Emergencies:

In emergencies affecting the safety or protection of persons or the Work or property at the site or adjacent thereto, the CONTRACTOR, without special instruction or authorization from the DEPARTMENT, is obligated to act to prevent threatened damage, injury or loss. The CONTRACTOR shall give the Contracting Officer prompt written notice if the CONTRACTOR believes that any significant changes in the Work or variations from the Contract Documents have been caused thereby. If the DEPARTMENT determines that a change in the Contract Documents is required because of the action taken in response to an emergency, a change will be authorized by one of the methods indicated in Paragraph 9.2, as determined appropriate by the Contracting Officer.

6.20 Shop Drawings and Samples:

- 6.20.1 After checking and verifying all field measurements and after complying with applicable procedures specified in the General Requirements, the CONTRACTOR shall submit to the Contracting Officer for review and Approval in accordance with the accepted schedule of Shop Drawing submissions the required number of all Shop Drawings, which will bear a stamp or specific written indication that the CONTRACTOR has satisfied CONTRACTOR's responsibilities under the Contract Documents with respect to the review of the submission. All submissions will be identified as the Contracting Officer may require. The data shown on the Shop Drawings will be complete with respect to quantities, dimensions, specified performance and design criteria, materials and similar data to enable the Contracting Officer to review the information as required.
- 6.20.2 The CONTRACTOR shall also submit to the Contracting Officer for review and Approval with such promptness as to cause no delay in Work, all samples required by the Contract Documents. All samples will have been checked by and accompanied by a specific written indication that the CONTRACTOR has satisfied CONTRACTOR's responsibilities under the Contract Documents with respect to the review of the submission and will be identified clearly as to material, Supplier, pertinent data such as catalog numbers and the use for which intended.
- 6.20.3 Before submission of each Shop Drawing or sample the CONTRACTOR shall have determined and verified all quantities, dimensions, specified performance criteria, installation requirements, materials, catalog numbers and similar data with respect thereto and reviewed or coordinated each Shop Drawing or sample with other Shop Drawings and samples and with the requirements of the Work and the Contract Documents.
- 6.20.4 At the time of each submission the CONTRACTOR shall give the Contracting Officer specific written notice of each variation that the Shop Drawings or samples may have from the requirements of the Contract Documents, and, in addition, shall cause a specific notation to be made on each Shop Drawing submitted to the Contracting Officer for review and Approval of each such variation. All variations of the proposed Shop Drawing from that specified will be identified in the submission and available maintenance, repair and replacement service will be indicated. The submittal will also contain an itemized estimate of all costs that will result directly or indirectly from acceptance of such variation, including costs of redesign and claims of other Contractors affected by the resulting change, all of which shall be considered by the DEPARTMENT in evaluating the proposed variation. If the variation may result in a change of Contract Time or Price, or Contract responsibility, and is not minor in nature; the CONTRACTOR must submit a written request for Change Order with the variation to notify the DEPARTMENT of his intent. The DEPARTMENT may require the CONTRACTOR to furnish at the CONTRACTOR's expense additional data about the proposed variation. The Contracting Officer may reject any variation request which the Contracting Officer determines is not in the best interest of the DEPARTMENT.

6.21 Shop Drawing and Sample Review:

- 6.21.1 The Contracting Officer will review with reasonable promptness Shop Drawings and samples, but the Contracting Officer's review will be only for conformance with the design concept of the Project and for compliance with the information given in the Contract Documents and shall not extend to means, methods, techniques, sequences or procedures of construction (except where a specific means, method, technique, sequence or procedure of construction is indicated in or required by the Contract Documents) or to safety precautions or programs incident thereto. The review of a separate item as such will not indicate acceptance of the assembly in which the item functions. The CONTRACTOR shall make corrections required by the Contracting Officer and shall return the required number of corrected copies of Shop Drawings and submit as required new samples for review. The CONTRACTOR shall direct specific attention in writing to revisions other than the corrections called for by the Contracting Officer on previous submittals.
- 6.21.2 The Contracting Officer's review of Shop Drawings or samples shall not relieve CONTRACTOR from responsibility for any variation from the requirements of the Contract Documents unless the CONTRACTOR has in writing advised the Contracting Officer of each such variation at the time of submission as required by paragraph 6.20.4. The Contracting Officer if he so determines, may give written Approval of each such variation by Change Order, except that, if the variation is minor and no Change Order has been requested a

specific written notation thereof incorporated in or accompanying the Shop Drawing or sample review comments shall suffice as a modification. Approval by the Contracting Officer will not relieve the CONTRACTOR from responsibility for errors or omissions in the Shop Drawings or from responsibility for having complied with the provisions of paragraph 6.20.3.

- 6.21.3 The DEPARTMENT shall be responsible for all DEPARTMENT review costs resulting from the initial submission and the forms resubmittal. The CONTRACTOR shall, at the discretion of the Contracting Agency, pay all review costs incurred by the DEPARTMENT as a result of any additional re-submittals.
- 6.21.4 Where a Shop Drawing or ample is required by the Specifications, any related Work performed prior to the Contracting Officer's review and Approval of the pertinent submission will be the sole expense and responsibility of the CONTRACTOR.

6.22 Maintenance During Construction:

The CONTRACTOR shall maintain the Work during construction and until Substantial Completion, at which time the responsibility for maintenance shall be established in accordance with paragraph 13.10.

6.23 Continuing the Work:

The CONTRACTOR shall carry on the Work and adhere to the progress schedule during all disputes or disagreements with the DEPARTMENT. No Work shall be delayed or postponed pending resolution of any disputes, disagreements, or claims except as the CONTRACTOR and the Contracting Officer may otherwise agree in writing.

6.24 Consent to Assignment:

The CONTRACTOR shall obtain the prior written consent of the Contracting Officer to any proposed assignment of any interest in, or part of this Contract. The consent to any assignment or transfer shall not operate to relieve the CONTRACTOR or his Sureties of any of his or its obligations under this Contract or the Performance Bonds. Nothing herein contained shall be construed to hinder, prevent, or affect an assignment of monies due, or to become due hereunder, made for the benefit of the CONTRACTOR's creditors pursuant to law.

6.25 Use of Explosives:

- 6.25.1 When the use of explosives is necessary for the prosecution of the Work, the CONTRACTOR shall exercise the utmost care not to endanger life or property, including new Work and shall follow all Regulatory Requirements applicable to the use of explosives. The CONTRACTOR shall be responsible for all damage resulting from the use of explosives.
- 6.25.2 All explosives shall be stored in a secure manner in compliance with all Regulatory Requirements, and all such storage places shall be clearly marked. Where no Regulatory Requirements apply, safe storage shall be provided not closer than 1,000 feet from any building, camping area, or place of human occupancy.
- 6.25.3 The CONTRACTOR shall notify each public utility owner having structures in proximity to the site of his intention to use explosives. Such notice shall be given sufficiently in advance to enable utility owners to take such steps as they may deem necessary to protect their property from injury. However, the CONTRACTOR shall be responsible for all damage resulting from the use of the explosives, whether or not, utility owners act to protect their property.

6.26 CONTRACTOR's Records:

- 6.26.1 Records of the CONTRACTOR and Subcontractors relating to personnel, payrolls, invoices of materials, and any and all other data relevant to the performance of this Contract, must be kept on a generally recognized accounting system. Such records must be available during normal work hours to the Contracting Officer for purposes of investigation to ascertain compliance with Regulatory Requirements and provisions of the Contract

Documents.

- 6.26.2 Payroll records must contain the name and address of each employee, his correct classification, rate of pay, daily and weekly number of hours of work, deductions made, and actual wages paid. The CONTRACTOR and Subcontractors shall make employment records available for inspection by the Contracting Officer and representatives of the U.S. and/or State Department of Labor and will permit such representatives to interview employees during working hours on the Project.
- 6.26.3 Records of all communications between the DEPARTMENT and the CONTRACTOR and other parties, where such communications affected performance of this Contract, must be kept by the CONTRACTOR and maintained for a period of three years from Final Acceptance. The DEPARTMENT or its assigned representative may perform an audit of these records during normal work hours after written notice to the CONTRACTOR.

6.27 Load Restrictions

The CONTRACTOR shall comply with all load restrictions as set forth in the "Administrative Permit Manual", and Title 17, Chapter 25, of the Alaska Administrative Code in the hauling of materials on public roads, beyond the limits of the project, and on all public roads within the project limits that are scheduled to remain in use upon completion of the project.

Overload permits may, at the discretion of the State, be issued for travel beyond the project limits for purposes of mobilization and/or demobilization. Issuance of such a permit will not relieve the CONTRACTOR of liability for damage which may result from the moving of equipment.

The operation of equipment of such weight or so loaded as to cause damage to any type of construction will not be permitted. No overloads will be permitted on the base course or surface course under construction. No loads will be permitted on a concrete pavement, base or structure before the expiration of the curing period. The CONTRACTOR shall be responsible for ail damage done by his equipment.

ARTICLE 7- LAWS AND REGULATIONS

7.1 Laws to be Observed

The CONTRACTOR shall keep fully informed of all federal and state Regulatory Requirements and all orders and decrees of bodies or tribunals having any jurisdiction or authority, which in any manner affect those engaged or employed on the Work, or which in any way affect the conduct of the Work. The CONTRACTOR shall at all times observe and comply with all such Regulatory Requirements, orders and decrees; and shall protect and indemnify the DEPARTMENT and its representatives against claim or liability arising from or based on the violation of any such Regulatory Requirement, order, or decree whether by the CONTRACTOR, Subcontractor, or any employee of either. Except where otherwise expressly required by applicable Regulatory Requirements, the DEPARTMENT shall not be responsible for monitoring CONTRACTOR's compliance with any Regulatory Requirements.

7.2 Permits, Licenses, and Taxes

- 7.2.1 The CONTRACTOR shall procure all permits and licenses, pay all charges, fees and taxes, and give all notices necessary and incidental to the due and lawful prosecution of the Work. As a condition of performance of this Contract, the CONTRACTOR shall pay all federal, state and local taxes incurred by the CONTRACTOR, in the performance of this Contract. Proof of payment of these taxes is a condition precedent to final payment by the DEPARTMENT under this Contract.
- 7.2.2 The CONTRACTOR's certification that taxes have been paid (as contained in the *Release of Contract*) will be verified with the Department of Revenue and Department of Labor, prior to final payment.
- 7.2.3 If any federal, state or local tax is imposed, charged, or repealed after the date of bid opening and is made applicable to and paid by the CONTRACTOR on the articles or supplies herein contracted for, then the Contract shall be increased or decreased accordingly by a Change Order.

7.3 Patented Devices, Materials and Processes

If the CONTRACTOR employs any design, device, material, or process covered by letters of patent, trademark or copyright, the CONTRACTOR shall provide for such use by suitable legal agreement with the patentee or owner. The CONTRACTOR and the Surety shall indemnify and save harmless the DEPARTMENT, any affected third party, or political subdivision from any and all claims for infringement by reason of the use of any such patented design, device, material or process, or any trademark or copyright, and shall indemnify the DEPARTMENT for any costs, expenses, and damages which it may be obliged to pay by reason of any infringement, at any time during the prosecution or after the completion of the Work.

7.4 Compliance of Specifications and Drawings:

If the CONTRACTOR observes that the Specifications and Drawings supplied by the DEPARTMENT are at variance with any Regulatory Requirements, CONTRACTOR shall give the Contracting Officer prompt written notice thereof, and any necessary changes will be authorized by one of the methods indicated in paragraph 9.2. as determined appropriate by the Contracting Officer. If the CONTRACTOR performs any Work knowing or having reason to know that it is contrary to such Regulatory Requirements, and without such notice to the Contracting Officer, the CONTRACTOR shall bear all costs arising therefrom; however, it shall not be the CONTRACTOR's primary responsibility to make certain that the Specifications and Drawings supplied by the DEPARTMENT are in accordance with such Regulatory Requirements.

7.5 Accident Prevention:

The CONTRACTOR shall comply with AS 18.60.075 and all pertinent provisions of the Construction Code Occupational Safety and Health Standards issued by the Alaska Department of Labor.

7.6 Sanitary Provisions:

The CONTRACTOR shall provide and maintain in a neat and sanitary condition such accommodations for the use of his employees and DEPARTMENT representatives as may be necessary to comply with the requirements of the State and local Boards of Health, or of other bodies or tribunals having jurisdiction.

7.7 Business Registration:

Comply with AS 08.18.011, as follows: "it is unlawful for a person to submit a bid or work as a contractor until he has been issued a certificate of registration by the Department of Commerce. A partnership or joint venture shall be considered registered if one of the general partners or venturers whose name appears in the name under which the partnership or venture does business is registered."

7.8 Professional Registration and Certification:

All craft trades, architects, engineers and land surveyors, electrical administrators, and explosive handlers employed under the Contract shall specifically comply with applicable provisions of AS 08.18, 08.48,-08.40, and 08.52. Provide copies of individual licenses within seven days following a request from the Contracting Officer.

7.9 Local Building Codes:

The CONTRACTOR shall comply with AS 35.10.025 which requires construction in accordance with applicable local building codes to include the obtaining of required permits.

7.10 Air Quality Control:

The CONTRACTOR shall comply with all applicable provisions of AS 46.03.04 as pertains to Air Pollution Control.

7.11 Archaeological or Paleontological Discoveries:

When the CONTRACTOR's operation encounters prehistoric artifacts, burials, remains of dwelling sites, or paleontological remains, such as shell heaps, land or sea mammal bones or tusks, the CONTRACTOR shall cease operations immediately and notify the Contracting Officer. No artifacts or specimens shall be further disturbed or removed from the ground and no further operations shall be performed at the site until so directed. Should the Contracting Officer order suspension of the CONTRACTOR's operations in order to protect an archaeological or historical finding, or order the CONTRACTOR to perform extra Work, such shall be covered by an appropriate Contract change document.

7.12 Applicable Alaska Preferences:

7.12.1 In determining the low bidder for State funded projects, a 5% bid preference has been given to "Alaska bidders", as required under AS 36.30.170. "Alaska bidder" means a person who:

- (1) holds a current Alaska business license;
- (2) submits a bid for goods, services, or construction under the name as appearing on the person's current Alaska business license
- (3) has maintained a place of business within the state staffed by the bidder or an employee of the bidder for a period of six months immediately preceding the date of the bid;
- (4) is incorporated or qualified to do business under the laws of the state, is a sole proprietorship, and the proprietor is a resident of the state or is a partnership, and all partners are residents of the state; and
- (5) if a joint venture, is composed entirely of ventures that qualify under (1) through (4), above.

7.12.2 In determining the low bidder for State funded projects, an "Alaska products" preference has been given as required under AS 36.30.326 - 36.30.332, when the bidder designates the use of Alaska products. The Bidder shall complete the Alaska Products Preference Worksheet per its instructions and submit it with the Bid

Proposal. If the successful Bidder/CONTRACTOR proposes to use an Alaska product and does not do so, a penalty will be assessed against the successful Bidder/CONTRACTOR in an amount equal to the product preference percentage granted to the successful Bidder/CONTRACTOR plus one percent multiplied by the total declared value of the Alaska products proposed but not used.

- 7.12.3 Pursuant to AS 36.15.050 and AS 36.30.322, "agricultural/wood" products harvested in Alaska shall be used in State funded projects whenever they are priced no more than seven percent above agricultural/wood products harvested outside the state and are of a like quality as compared with agricultural/wood products harvested outside the state, when such products are not utilized, the CONTRACTOR shall document the efforts he made towards obtaining agricultural/wood products harvested in Alaska and include in this documentation a written statement that he contacted the manufacturers and suppliers identified on the Department of Commerce and Economic Development's list of suppliers of Alaska forest products concerning the availability of agricultural/wood products harvested in Alaska and, if available, the product prices. The CONTRACTOR's use of agricultural/wood products that fail to meet the requirements of this section shall be subject to the provisions of paragraphs 12.6 through 12.9 relating to Defective Work.
- 7.12.4 The CONTRACTOR shall maintain records, in a format acceptable to the Contracting Officer, which establish the type and extent of "agricultural/wood" and "Alaska" products utilized. All record keeping and documentation associated with the requirements 7.12.2 and 7.12.3 of this paragraph must be provided to the DEPARTMENT upon written request or as otherwise provided within the Contract Documents.

7.13 Wages and Hours of Labor:

- 7.13.1 One certified copy of all payrolls shall be submitted weekly to the State Department of Labor and, upon request, to the Contracting Officer to assure to assure compliance with AS 36.05.040, *Filing Schedule of Employees Wages Paid and Other Information*. The CONTRACTOR shall be responsible for the submission of certified copies of payrolls of all Subcontractors. The certification shall affirm that the payrolls are current and complete, that the wage rates contained therein are not less than the applicable rates referenced in these Contract Documents, and that the classification set forth for each laborer or mechanic conforms with the Work he performed. The CONTRACTOR and his Subcontractors shall attend all hearings and conferences and produce such books, papers, and documents all as requested by the Department of Labor. Should federal funds be involved, the appropriate federal agency shall also receive a copy of the CONTRACTOR's certified payrolls. Regardless of project funding source, copies of all certified payrolls supplied to the State Department of Labor by the CONTRACTOR shall be supplied also to the Project Manager upon request, including submittals made by, or on behalf of, subcontractors.
- 7.13.2 The following labor provisions shall also apply to this Contract:
- a. The CONTRACTOR and his Subcontractors shall pay all employees unconditionally and not less than once a week;
 - b. wages may not be less than those stated under AS 36.05.010, regardless of the contractual relationship between the CONTRACTOR or Subcontractors and laborers, mechanics, or field surveyors;
 - c. the scale of wages to be paid shall be posted by the CONTRACTOR in a prominent and easily accessible place at the site of the Work;
 - d. the DEPARTMENT shall withhold so much of the accrued payments as is necessary to pay to laborers, mechanics, or field surveyors employed by the CONTRACTOR or Subcontractors the difference between
 1. the rates of wages required by the Contract to be paid laborers, mechanics, or field surveyors on the Work, and
 2. the rates of wages in fact received by laborers, mechanics or field surveyors.

7.13.3 Within three calendar days of award of a construction contract, the CONTRACTOR shall file a "Notice of Work" with the Department of Labor and shall pay all related fees. The Contracting Officer will not issue Notice to Proceed to the CONTRACTOR until such notice and fees have been paid to the State Department of Labor. Failure of the CONTRACTOR to file the Notice of Work and pay fees within this timeframe shall not constitute grounds for an extension of contract time or adjustment of contract price.

7.14 Overtime Work Hours and Compensation:

Pursuant to 40 U.S.C. 327-330 and AS 23.10.060-.110, the CONTRACTOR shall not require nor permit any laborer or mechanic in any workweek in which he is employed on any Work under this Contract to work in excess of eight hours in any Calendar Day or in excess of forty hours in such workweek on Work subject to the provisions of the *Contract Work Hours and Safety Standards Act* unless such laborer or mechanic receives compensation at a rate not less than one and one half times his basic rate of pay for all such hours worked in excess of eight hours in any Calendar Day or in excess of forty hours in such workweek whichever is the greater number of overtime hours. In the event of any violation of this provision, the CONTRACTOR shall be liable to any affected employee for any amounts due and penalties and to the DEPARTMENT for liquidated damages. Such liquidated damages shall be computed with respect to each individual laborer or mechanic employed in violation of this provision in the sum of \$10.00 for each Calendar Day on which such employee was required or permitted to be employed on such Work in excess of eight hours or in excess of the standard workweek of forty hours without payment of the overtime wages required by this paragraph.

ARTICLE 8 -OTHER WORK

8.1 Related Work at Site:

- 8.1.1 The DEPARTMENT reserves the right at any time to contract for and perform other or additional work on or near the Work covered by the Contract.
- 8.1.2 When separate contracts are let within the limits of the Project, the CONTRACTOR shall conduct his Work so as not to interfere with or hinder the Work being performed by other contractors. The CONTRACTOR when working on the same Project with other contractors shall cooperate with such other contractors. The CONTRACTOR shall join his Work with that of the others in an acceptable manner and shall perform it in proper sequence to that of others.
- 8.1.3 If the fact that other such work is to be performed is identified or shown in the Contract Documents the CONTRACTOR shall assume all liability, financial or otherwise, in connection with this Contract and indemnify and save harmless the DEPARTMENT from any and all damages or claims that may arise because of inconvenience, delay, or loss experienced by the CONTRACTOR because of the presence and operations of other contractors.
- 8.1.4 If the fact that such other work is to be performed was not identified or shown in the Contract Documents, written notice thereof will be given to the CONTRACTOR prior to starting any such other work. If the CONTRACTOR believes that such performance will require an increase in Contract Price or Contract Time, the CONTRACTOR shall notify the Contracting Officer of such required increase within fifteen (15) calendar days following receipt of the Contracting Officer's notice. Should the Contracting Officer find such increase(s) to be justified, a Change Order will be executed.

8.2 Access, Cutting, and Patching:

The CONTRACTOR shall afford each utility owner and any other contractor who is a party to such a direct contract with the DEPARTMENT (or the DEPARTMENT, if the DEPARTMENT is performing the additional work with the DEPARTMENT's employees) proper and safe access to the site and a reasonable opportunity for the introduction and storage of materials and equipment and the execution of such work, and shall properly connect and coordinate the Work with the Work of others. The CONTRACTOR shall do all cutting, fitting and patching of the Work that may be required to make its several parts come together properly and integrate with such other work, the CONTRACTOR shall not endanger any work of others by cutting, excavating or otherwise altering their work and will only cut or alter such other work with the written consent of the Contracting Officer. The duties and responsibilities of the CONTRACTOR under this paragraph are for the benefit of other contractors to the extent that there are comparable provisions for the benefit of the CONTRACTOR in said direct contracts between the DEPARTMENT and other contractors.

8.3 Defective Work by Others:

If any part of the CONTRACTOR's Work depends for proper execution or results upon the Work of any such other contractor, utility owner, or the DEPARTMENT, the CONTRACTOR shall inspect and promptly report to the Contracting Officer in writing any delays, defects or deficiencies in such work that render it unavailable or unsuitable for such proper execution and results. The CONTRACTOR's failure to so report will constitute an acceptance of the other work as fit and proper for integration with CONTRACTOR's Work except for latent or nonapparent defects and deficiencies in the other work.

8.4 Coordination:

If the DEPARTMENT contracts with others for the performance of other work at the site, Contracting Officer will have authority and responsibility for coordination of the activities among the various prime contractors.

ARTICLE 9- CHANGES

9.1 DEPARTMENT's Right to Change:

Without invalidating the Contract and without notice to any Surety, the DEPARTMENT may, at any time or from time to time, order additions, deletions or revisions in the Work within the general scope of the Contract, including but not limited to changes:

- 9.1.1 In the Contract Documents;
- 9.1.2 In the method or manner of performance of the Work;
- 9.1.3 In State-furnished facilities, equipment, materials, services, or site;
- 9.1.4 Directing acceleration in the performance of the Work

9.2 Authorization of Changes within the General Scope:

Additions, deletions, or revisions in the Work within the general scope of the Contract as specified in 9.1 shall be authorized by one or more of following ways:

- 9.2.1 Directive (pursuant to paragraph 9.3)
- 9.2.2 A Change Order (pursuant to paragraph 9.4)
- 9.2.3 DEPARTMENT's acceptance of Shop Drawing variations from the Contract Documents as specifically identified by the CONTRACTOR as required by paragraph 6.20.4.

9.3 Directive:

- 9.3.1 The Contracting Officer shall provide written clarification or interpretation of the Contract Documents (Pursuant to paragraph 3.6).
- 9.3.2 The Contracting Officer may authorize minor variations in the Work from the requirements of the Contract Documents which do not involve an adjustment in the Contract Price or the Contract Time and are consistent with the overall intent of the Contract Documents.
- 9.3.3 The Contracting Officer may order the Contractor to correct Defective Work or methods which are not in conformance with the Contract Documents.
- 9.3.4 The Contracting Officer may direct the commencement or suspension of Work or emergency related Work (as provided in paragraph 6.19).
- 9.3.5 Upon the issuance of a Directive to the CONTRACTOR by the Contracting Officer, the CONTRACTOR shall proceed with the performance of the Work as prescribed by such Directive.
- 9.3.6 If the CONTRACTOR believes that the changes noted in a Directive may cause an increase in the Contract Price or an extension of Contract Time, the CONTRACTOR shall immediately provide written notice to the Contracting Officer depicting such increases before proceeding with the Directive, except in the case of an emergency. If the Contracting Officer finds the increase in Contract Price or the extension of Contract Time justified, a Change Order will be issued. If however, the Contracting Officer does not find that a Change Order is justified, the Contracting Officer may direct the CONTRACTOR to proceed with the Work. The CONTRACTOR shall cooperate with the Contracting Officer in keeping complete daily records of the cost of such Work. If a Change Order is ultimately determined to be justified, in the absence of agreed prices and unit prices, payment for such Work will be made on a "cost of the Work basis" as provided in 10.4

9.4 Change Order:

A change in Contract Time, Contract Price, or responsibility may be made for changes within the scope of the Work by Change Order. Upon receipt of an executed Change Order, the CONTRACTOR shall promptly proceed with the Work involved which will be performed under the applicable conditions of the Contract Documents except as otherwise specifically provided. Changes in Contract Price and Contract Time shall be made in accordance with Articles 10 and 11. A Change Order shall be considered executed when it is signed by the DEPARTMENT.

9.5 Shop Drawing Variations:

Variations by shop drawings shall only be eligible for consideration under 9.4 when the conditions affecting the price, time, or responsibility are identified by the CONTRACTOR in writing and a request for a Change Order is submitted as per 6.20.4.

9.6 Changes Outside the General Scope; Supplemental Agreement:

Any change which is outside the general scope of the Contract, as determined by the Contracting Officer, must be authorized by a Supplemental Agreement signed by the appropriate representatives of the DEPARTMENT and the CONTRACTOR.

9.7 Unauthorized Work:

The CONTRACTOR shall not be entitled to an increase in the Contract Price or an extension of the Contract Time with respect to any work performed that is not required by the Contract Documents as amended, modified and supplemented as provided in this Article 9, except in the case of an emergency as provided in paragraph 6.19 and except in the case of uncovering Work as provided in paragraph 12.4.2.

9.8 Notification of Surety:

If notice of any change affecting the general scope of the Work or the provisions of the Contract Documents (including, but not limited to, Contract Price or Contract Time) is required by the provisions of any bond to be given to a Surety, the giving of any such notice will be the CONTRACTOR's responsibility, and the amount of each applicable bond will be adjusted accordingly.

9.9 Differing Site Conditions:

9.9.1 The CONTRACTOR shall promptly, and before such conditions are disturbed (except in an emergency as permitted by paragraph 6.19), notify the Contracting Officer in writing of: (1) subsurface or latent physical conditions at the site differing materially from those indicated in the Contract, and which could not have been discovered by a careful examination of the site, or (2) unknown physical conditions at the site, of an unusual nature, differing materially from those ordinarily encountered and generally recognized as inherent in work of the character provided for in this Contract. The Contracting Officer shall promptly investigate the conditions, and if the Contracting Officer finds that such conditions do materially so differ and cause an increase or decrease in the CONTRACTOR's cost of, or time required for, performance of this Contract, an adjustment shall be made and the Contract modified in writing accordingly. An adjustment in compensation shall be computed under Article 10.

9.9.2 Any claim for additional compensation by the CONTRACTOR under this clause shall be made in accordance with Article 15. In the event that the Contracting Officer and the CONTRACTOR are unable to reach an agreement concerning an alleged differing site condition, the CONTRACTOR will be required to keep an accurate and detailed record which will indicate the actual "cost of the Work" done under the alleged differing site condition. Failure to keep such a record shall be a bar to any recovery by reason of such alleged differing site conditions. The Contracting Officer shall be given the opportunity to supervise and check the keeping of such records.

9.10 Interim Work Authorization:

An Interim Work Authorization may be used to establish a change within the scope of the Work; however, only a Change Order shall establish associated changes in Contract Time and Price. Work authorized by Interim Work Authorization shall be converted to a Change Order. The basis of payment shall be as stated in the Interim Work Authorization, unless it states that the basis of payment has not been established and is to be negotiated, in which case the Cost of the Work shall be documented pursuant to Article 10.4, to establish a basis for negotiating a lump sum price for the Change Order.

ARTICLE 10- CONTRACT PRICE; COMPUTATION AND CHANGE

10.1 Contract Price:

The Contract Price constitutes the total compensation (subject to authorized adjustments) payable to the CONTRACTOR for performing the Work. All duties, responsibilities and obligations assigned to or undertaken by the CONTRACTOR shall be at his expense without change in the Contract Price. The Contract Price may only be changed by a Change Order or Supplemental Agreement.

10.2 Claim for Price Change:

Any claim for an increase or decrease in the Contract Price shall be submitted in accordance with the terms of Article 15, and shall not be allowed unless notice requirements of this Contract have been met.

10.3 Change Order Price Determination:

The value of any Work covered by a Change Order for an increase or decrease in the Contract Price shall be determined in one of the following ways:

- 10.3.1 Where the Work involved is covered by unit prices contained in the Contract Documents, by application of unit prices to the quantities of the items involved (subject to the provisions of subparagraphs 10.9.1 through 10.9.3, inclusive).
- 10.3.2 By mutual acceptance of a lump sum (fixed price) which includes overhead and profit. The lump sum (fixed price) shall be negotiated based on the estimated "cost of the Work" in accordance with Articles 10.4 and 10.5. The following maximum rates of cost markup (to cover both overhead and profit of the CONTRACTOR) shall be used in the negotiation of a Lump Sum Change Order:
- a. For costs incurred under paragraphs 10.4.1 and 10.4.2, the CONTRACTOR's fee shall be twenty percent;
 - b. For costs incurred under paragraph 10.4.3, the CONTRACTOR's fee shall be ten percent; and if a subcontract is on the basis of "cost of the work" plus a fee, the maximum allowable to CONTRACTOR on account of overhead and profit for itself and all Subcontractors and multiple tiers thereof shall be fifteen percent of the cost incurred by the subcontractor actually performing the Work;
 - c. No fee shall be payable on the basis of costs itemized under paragraphs 10.4.4, 10.4.5 and 10.5;
 - d. The amount of credit to be allowed by the CONTRACTOR to the DEPARTMENT for any such change which results in a net decrease in cost will be the amount of the actual net decrease plus a deduction in CONTRACTOR's fee by an amount equal to twenty percent of the net decrease; and
 - e. When both additions and credits are involved in any one change, the adjustment in CONTRACTOR's fee shall be computed on the basis of the net change in accordance with paragraphs 10.3.2.a through 10.3.2.d, inclusive
- 10.3.3 When 10.3.1 and 10.3.2 are inapplicable, on the basis of the "cost of the Work" (determined as provided in paragraphs 10.4 and 10.5) plus a CONTRACTOR's fee for overhead and profit (determined as provided in paragraph 10.6).
- 10.3.4 Before a Change Order or Supplemental Agreement is Approved, the CONTRACTOR shall submit cost or pricing data regarding the changed or extra Work. The CONTRACTOR shall certify that the data submitted is, to his best knowledge and belief, accurate, complete and current as of a mutually determined specified date and that such data will continue to be accurate and complete during the performance of the changed or extra Work.

10.4 Cost of the Work:

The term "cost of the Work" means the sum of all costs necessarily incurred and paid by the CONTRACTOR in the proper performance of the Work. Except as otherwise may be agreed to in writing by the DEPARTMENT, such costs shall be in amount no higher than those prevailing in the locality of the Project, shall include only the following items and shall not include any of the costs itemized in subparagraph 10.5:

- 10.4.1 Payroll costs for employees in the direct employ of the CONTRACTOR in the performance of the Work under schedules of job classifications agreed upon by the DEPARTMENT and the CONTRACTOR. Payroll costs for employees not employed full time on the Work shall be apportioned on the basis of their time spent on the Work. Payroll costs shall be limited to, salaries and wages plus the cost of fringe benefits which shall include social security contributions, unemployment, excise and payroll taxes, workers' or workmen's compensation, health and retirement benefits, bonuses, sick leave, vacation and holiday pay applicable thereto. Such employees shall include manual workers up through the level of foreman but shall not include general foremen, superintendents, and non-manual employees. The expenses of performing Work after regular working hours, on Saturday, Sunday or legal holidays shall be included in the above to the extent authorized by the DEPARTMENT.
- 10.4.2 Cost of all materials and equipment furnished and incorporated or consumed in the Work, including costs of transportation and storage thereof, and Suppliers' field services required in connection therewith. All cash discounts shall accrue to the CONTRACTOR unless the DEPARTMENT deposits funds with the CONTRACTOR with which to make payments, in which case the cash discounts shall accrue to the DEPARTMENT. All trade discounts, rebates and refunds and all returns from sale of surplus materials and equipment shall accrue to the DEPARTMENT, and the CONTRACTOR shall make provisions so that they may be obtained.
- 10.4.3 Payments made by the CONTRACTOR to Subcontractors for Work performed by Subcontractors. If required by the DEPARTMENT, CONTRACTOR shall obtain competitive quotes from Subcontractors or Suppliers acceptable to the CONTRACTOR and shall deliver such quotes to the DEPARTMENT who will then determine which quotes will be accepted. If a subcontract provides that the Subcontractor is to be paid on the basis of "cost of the Work" plus a fee, the Subcontractor' "cost of the Work" shall be determined in the same manner as the CONTRACTOR's "cost of work" as described in paragraphs 10.4 through 10.5; and the Subcontractor's fee shall be established as provided for under subparagraph 10.6.2 clause b. All subcontracts shall be subject to the other provisions of the Contract Documents insofar as applicable.
- 10.4.4 Costs of special consultants (including but not limited to engineers, architects, testing laboratories, and surveyors) employed for services necessary for the completion of the Work.
- 10.4.5 Supplemental costs including the following:
 - a. The proportion of necessary transportation, travel and subsistence expenses of the CONTRACTOR's employees incurred in discharge of duties connected with the Work.
 - b. Cost, including transportation and maintenance, of all materials, supplies, equipment, machinery, appliances, office and temporary facilities at the site and hand tools not owned by the Workers, which are consumed in the performance of the Work, and cost less market value of such items used but not consumed which remain the property of the CONTRACTOR.
 - c. Rentals of all construction equipment and machinery and the parts thereof whether rented from the CONTRACTOR or others in accordance with rental agreements Approved by the DEPARTMENT and the costs of transportation, loading, unloading, installation, dismantling and removal thereof- all in accordance with terms of said rental agreements. The rental of any such equipment, machinery or parts shall cease when the use thereof is no longer necessary for the Work.

For any machinery or special equipment (other than small tools) which has been authorized by the Project

Manager, the CONTRACTOR shall receive the rental rates in the current edition and appropriate volume of the "Rental Rate Blue Book for Construction Equipment", published by Dataquest, Inc., 1290 Ridder Park Drive, San Jose, CA 95131. Hourly rental rates shall be determined as follows:

The established hourly rental rate shall be equal to the adjusted monthly rate for the basic equipment plus the adjusted monthly rate for applicable attachments, both divided by 176, and multiplied by the area adjustment factor, plus the estimated hourly operating cost.

The adjusted monthly rate is that resulting from application of the rate adjustment formula in order to eliminate replacement cost allowances in machine depreciation and contingency cost allowances.

Attachments shall not be included unless required for the time and materials work.

For equipment not listed in The Blue Book, the CONTRACTOR shall receive a rental rate as agreed upon before such work is begun. If agreement cannot be reached, the DEPARTMENT reserves the right to establish a rate based on similar equipment in the Blue Book or prevailing commercial rates in the area.

These rates shall apply for equipment used during the CONTRACTOR's regular shift of 10 hours per day. Where the equipment is used more than 10 hours per day, either on the CONTRACTOR's normal work or on time and materials, and either on single or multiple shifts, an overtime rate, computed as follows, shall apply:

The hourly overtime rate shall be equal to the adjusted monthly rate for the basic equipment plus the adjusted monthly rate for applicable attachments, both divided by 352, and multiplied by the area adjustment factor, plus the estimated hourly operating cost.

Equipment which must be rented or leased specifically for work required under this section shall be authorized in writing by the Project Manager. The CONTRACTOR shall be paid invoice price plus 15%.

When it is necessary to obtain equipment from sources beyond the project limits exclusively for time and materials, work, the actual cost of transferring the equipment to the site of the Work and return will be allowed as an additional item of expense. Where the move is made by common carrier, the move-in allowance will be limited to the amount of the freight bill or invoice. If the CONTRACTOR hauls the equipment with his own forces, the allowance will be limited to the rental rate for the hauling unit plus operator wages. In the event that the equipment is transferred under its own power, the moving allowance will be limited to one-half of the normal hourly rental rate plus operator's wages. In the event that the move-out is to a different location, payment will in no instance exceed the amount of the move-in. Move-in allowance shall not be made for equipment brought to the project for time and materials work which is subsequently retained on the project and utilized for completion of contract items, camp maintenance, or related work. .

Equipment ordered to be on a stand-by basis shall be paid for at the stand-by rental rate for the number of hours in the CONTRACTOR'S normal work shift, but not to exceed 8 hours per day. The stand-by rental rate shall be computed as follows:

The hourly stand-by rate shall be equal to the adjusted monthly rate for the basic equipment plus the adjusted monthly rate for applicable attachments, both divided by 352, all multiplied by the area adjustment factor.

Time will be recorded to the nearest one-quarter hour for purposes of computing compensation to the CONTRACTOR for equipment utilized under these rates.

The equipment rates as determined above shall be full compensation, including overhead and profit, for providing the required equipment and no additional compensation will be made for other costs such as, but not limited to, fuels, lubricants, replacement parts or maintenance costs. Cost of repairs, both major and minor, as well as charges for mechanic's time utilized in servicing equipment to ready it for use prior to moving to the project and similar charges will not be allowed.

- d. Sales, consumer, use or similar taxes related to the Work, and for which the CONTRACTOR is liable, imposed by Regulatory Requirements.
- e. Deposits lost for causes other than negligence of the CONTRACTOR, any Subcontractor or anyone directly or indirectly employed by any of them or for whose acts any of them may be liable, and royalty payments and fees for permits and licenses.
- f. Losses and damages (and related expenses), not compensated by insurance or otherwise, to the Work or otherwise sustained by the CONTRACTOR in connection with the performance and furnishing of the Work provided they have resulted from causes other than the negligence of the CONTRACTOR, any Subcontractor, or anyone directly or indirectly employed by any of them or for whose acts any of them may be liable. Such losses shall include settlements made with the written consent and Approval of the DEPARTMENT. No such losses, damages and expenses shall be included in the "cost of the Work" for the purpose of determining the CONTRACTOR's fee. If, however, any such loss or damage requires reconstruction and the CONTRACTOR is placed in charge thereof, the CONTRACTOR shall be paid for services a fee proportionate to that stated in paragraphs 10.6.2.a and 10.6.2.b.
- g. The cost of utilities, fuel and sanitary facilities at the site.
- h. Minor expenses such as telegrams, long distance telephone calls, telephone service at the site, expressage and similar petty cash items in connection with the Work.
- i. Cost of premiums for additional bonds and insurance required because of changes in the Work and premiums for property insurance coverage within the limits of the deductible amounts established by the DEPARTMENT in accordance with Article 5.

10.5 Excluded Costs:

The term "cost of the Work" shall not include any of the following:

- 10.5.1 Payroll costs and other compensation of CONTRACTOR's officers, executives, principals (of partnership and sole proprietorships), general managers, engineers, architects, estimators, attorneys, auditors, accountants, purchasing and contracting agency, expeditors, timekeepers, clerks and other personnel employed by CONTRACTOR whether at the site or in CONTRACTOR's principal or a branch office for general administration of the Work and not specifically included in the agreed upon schedule of job classifications referred to in paragraph 10.4.1 or specifically covered by paragraph 10.4.4 all of which are to be considered administrative costs covered by the CONTRACTOR's fee.
- 10.5.2 Expenses of CONTRACTOR's principal and branch offices other than CONTRACTOR's office at the site.
- 10.5.3 Any part of CONTRACTOR's capital expenses including interest on CONTRACTOR's capital employed for the Work and charges against CONTRACTOR for delinquent payments.
- 10.5.4 Cost of premiums for all bonds and for all insurance whether or not CONTRACTOR is required by the Contract Documents to purchase and maintain the same (except for the cost of premiums covered by subparagraph 10.4.5. 1 above).
- 10.5.5 Costs due to the negligence of CONTRACTOR, any Subcontractor, or anyone directly or indirectly employed by any of them or for whose acts any of them may be liable, including but not limited to, the correction of Defective Work, disposal of materials or equipment wrongly supplied and making good any damage to property.
- 10.5.6 Other overhead or general expense costs of any kind and the costs of any item not specifically and expressly included in paragraph 10.4.

10.6 CONTRACTOR's Fee:

The CONTRACTOR's fee allowed to CONTRACTOR for overhead and profit shall be determined as follows.

- 10.6.1 A mutually acceptable fixed fee; or if none can be agreed upon.
- 10.6.2 A fee based on the following percentages of the various portions of the "cost of the Work":
 - a. For costs incurred under paragraphs 10.4.1 and 10.4.2, the CONTRACTOR's fee shall be fifteen percent;
 - b. For costs incurred under paragraph 10.4.3, the CONTRACTOR's fee shall be ten percent; and if a subcontract is on the basis of "cost of the Work" plus a fee, the maximum allowable to CONTRACTOR on account of overhead and profit for itself and all Subcontractors and multiple tiers thereof shall be fifteen percent of the cost incurred by the subcontractor actually performing the Work;
 - c. No fee shall be payable on the basis of costs itemized under paragraphs 10.4.4, 10.4.5 and 10.5;
 - d. The amount of credit to be allowed by the CONTRACTOR to the DEPARTMENT for any such change which results in a net decrease in cost will be the amount of the actual net decrease plus a deduction in CONTRACTOR's fee by an amount equal to fifteen percent of the net decrease; and
 - e. When both additions and credits are involved in any one change, the adjustment in CONTRACTOR's fee shall be computed on the basis of the net change in accordance with paragraphs 10.6.2.a through 10.6.2.d, inclusive.

10.7 Cost Breakdown:

Whenever the cost of any Work is to be determined pursuant to paragraphs 10.4 and 10.5, the CONTRACTOR will submit in a form acceptable to the DEPARTMENT an itemized cost breakdown together with supporting data.

10.8 Cash Allowances:

It is understood that CONTRACTOR has included in the Contract Price all allowances so named in the Contract Documents and shall cause the Work so covered to be done by such Subcontractors or Suppliers and for such sums within the limit of the allowances as may be acceptable to the Contracting Officer. CONTRACTOR agrees that:

- 10.8.1 The allowances include the cost to CONTRACTOR (less any applicable trade discounts) of materials and equipment required by the allowances to be delivered at the site, and all applicable taxes; and
- 10.8.2 CONTRACTOR's cost for unloading and handling on the site, labor, installation costs, overhead, profit and other expenses contemplated for the allowances have been included in the Contract Price and not in the allowances. No demand for additional payment on account of any thereof will be valid.

Prior to final payment, an appropriate Change Order will be issued to reflect actual amounts due the CONTRACTOR on account of Work covered by allowances, and the Contract Price shall be correspondingly adjusted.

10.9 Unit Price Work:

- 10.9.1 Where the Contract Documents provide that all or part of the Work is to be Unit Price Work, initially the Contract Price will be deemed to include for all Unit Price Work an amount equal to the sum of the established unit prices for each separately identified item of Unit Price Work times the estimated quantity of each item as indicated in the Contract. The estimated quantities of items of Unit Price Work are not guaranteed and are solely for the purpose of comparison of bids and determining an initial Contract Price. Determinations of the actual quantities and classifications of Unit Price Work performed by the CONTRACTOR will be made by the

DEPARTMENT in accordance with paragraph 10.10.

- 10.9.2 Each unit price will be deemed to include an amount considered by the CONTRACTOR to be adequate to cover the CONTRACTOR's overhead and profit for each separately identified item. If the "Basis of Payment" clause in the Contract Documents relating to any unit price in the bid schedule requires that the said unit price cover and be considered compensation for certain work or material essential to the item, this same work or material will not also be measured or paid for under any other pay item which may appear elsewhere in the Contract Documents.
- 10.9.3 Payment to the CONTRACTOR shall be made only for the actual quantities of Work performed and accepted or materials furnished, in conformance with the Contract Documents. When the accepted quantities of Work or materials vary from the quantities stated in the bid schedule, or change documents, the CONTRACTOR shall accept as payment in full, payment at the stated unit prices for the accepted quantities of Work and materials furnished, completed and accepted; except as provided below:
- a. When the quantity of Work to be done or material to be furnished under any item, for which the total cost of the item exceeds 10% of the total Contract Price, is increased by more than 25 percent of the quantity stated in the bid schedule, or change documents, either party to the Contract, upon demand, shall be entitled to an equitable unit price adjustment on that portion of the Work above 125 percent of the quantity stated in the bid schedule.
 - b. When the quantity of Work to be done or material to be furnished under any major item, for which the total cost of the item exceeds 10% of the total Contract Price, is decreased by more than 25 percent of the quantity stated in the bid schedule, or change documents either party to the Contract, upon demand, shall be entitled to an equitable price adjustment for the quantity of Work performed or material furnished, limited to a total payment of not more than 75 percent of the amount originally bid for the item.

10.10 Determinations for Unit Prices:

The Contracting Officer will determine the actual quantities and classifications of Unit Price Work performed by the CONTRACTOR. The Contracting Officer will review with the CONTRACTOR preliminary determinations on such matters before finalizing the costs and quantities on the Schedule of Values. The Contracting Officer's acknowledgment thereof will be final and binding on the CONTRACTOR, unless, within 10 days after the date of any such decisions, the CONTRACTOR delivers to the Contracting Officer written notice of intention to appeal from such a decision.

ARTICLE 11- CONTRACT TIME; COMPUTATION AND CHANGE

11.1 Commencement of Contract Time; Notice to Proceed:

The Contract Time will commence to run on the day indicated in the Notice to Proceed.

11.2 Starting the Work:

No Work on Contract items shall be performed before the effective date of the Notice to Proceed. The CONTRACTOR shall notify the Contracting Officer at least 24 hours in advance of the time actual construction operations will begin. The CONTRACTOR may request a limited Notice to Proceed after Award has been made, to permit them to order long lead materials which could cause delays in Project completion. However, granting is within the sole discretion of the Contracting Officer, and refusal or failure to grant a limited Notice to Proceed shall not be a basis for claiming for delay, extension of time, or alteration of price.

11.3 Computation of Contract Time:

11.3.1 When the Contract Time is specified on a Calendar Day basis, all Work under the Contract shall be completed within the number of Calendar Days specified. The count of Contract Time begins on the day following receipt of the Notice to Proceed by the CONTRACTOR, if no starting day is stipulated therein.

Calendar Days shall continue to be counted against Contract Time until and including the date of Substantial Completion of the Work.

11.3.2 When the Contract completion time is specified as a fixed calendar date, it shall be the date of Substantial Completion.

11.3.3 The Contract Time shall be as stated on form 25D-9, Proposal.

11.4 Time Change:

The Contract Time may only be changed by a Change Order or Supplemental Agreement.

11.5 Extension Due to Delays:

The right of the CONTRACTOR to proceed shall not be terminated nor the CONTRACTOR charged with liquidated or actual damages because of delays to the completion of the Work due to unforeseeable causes beyond the control and without the fault or negligence of the CONTRACTOR, including, but not restricted to the following: acts of God or of the public enemy, acts of the DEPARTMENT in its contractual capacity, acts of another contractor in the performance of a contract with the DEPARTMENT, floods, fires, epidemics, quarantine restrictions, strikes, freight embargoes, unusually severe weather and delays of Subcontractors or Suppliers due to such causes. Any delay in receipt of materials on the site, caused by other than one of the specifically mentioned occurrences above, does not of itself justify a time extension, provided that the CONTRACTOR shall within twenty four (24) hours from the beginning of any such delay (unless the Contracting Officer shall grant a further period of the time prior to the date of final settlement of the Contract), notify the Contracting Officer in writing of the cause of delay. The Contracting Officer shall ascertain the facts and the extent of the delay and extend the time for completing the Work when the findings of fact justify such an extension.

11.6 Essence of Contract:

All time limits stated in the Contract Documents are of the essence of the Contract.

11.7 Reasonable Completion Time:

It is expressly understood and agreed by and between the CONTRACTOR and the DEPARTMENT that the date of

beginning and the time for Substantial Completion of the Work described herein are reasonable times for the completion of the Work.

11.8 Delay Damages:

Whether or not the CONTRACTOR's right to proceed with the Work is terminated, he and his Sureties shall be liable for damages resulting from his refusal or failure to complete the Work within the specified time.

Liquidated and actual damages for delay shall be paid by the CONTRACTOR or his Surety to the DEPARTMENT in the amount as specified in the Supplementary Conditions for each Calendar Day the completion of the Work or any part thereof is delayed beyond the time required by the Contract, or any extension thereof. If a listing of incidents resulting from a delay and expected to give rise to actual or liquidated damages is not established by the Contract Documents, then the CONTRACTOR and his Surety shall be liable to the DEPARTMENT for any actual damages occasioned by such delay. The CONTRACTOR acknowledges that the liquidated damages established herein are not a penalty but rather constitute an estimate of damages that the DEPARTMENT will sustain by reason of delayed completion. These liquidated and actual damages are intended as compensation for losses anticipated to arise, and include those items enumerated in the Supplementary Conditions.

These damages will continue to run both before and after termination in the event of default termination. These liquidated damages do not cover excess costs of completion or DEPARTMENT costs, fees, and charges related to procurement. If a default termination occurs, the CONTRACTOR or his Surety shall pay in addition to these damages, all excess costs and expenses related to completion as provided by Article 14.2.5.

ARTICLE 12 - QUALITY ASSURANCE

12.1 Warranty and Guaranty:

The CONTRACTOR warrants and guarantees to the DEPARTMENT that all Work will be in accordance with the Contract Documents and will not be Defective. Prompt notice of all defects shall be given to the CONTRACTOR. All Defective Work, whether or not in place, may be rejected, corrected or accepted as provided for in this article.

12.2 Access to Work:

The DEPARTMENT and the DEPARTMENT's representatives, testing agencies and governmental agencies with jurisdiction interests will have access to the Work at reasonable times for their observation, inspecting and testing. The CONTRACTOR shall provide proper and safe conditions for such access.

12.3 Tests and Inspections:

- 12.3.1 The CONTRACTOR shall give the Contracting Officer timely notice of readiness of the Work for all required inspections, tests or Approvals.
- 12.3.2 If Regulatory Requirements of any public body having jurisdiction require any Work (or part thereof) to specifically be inspected, tested or approved, the CONTRACTOR shall assume full responsibility therefor, pay all costs in connection therewith and furnish the Contracting Officer the required certificates of inspection, testing or approval. The CONTRACTOR shall also be responsible for and shall pay all costs in connection with any inspection or testing required in connection with DEPARTMENT's acceptance of a Supplier of materials or equipment proposed to be incorporated in the Work, or of materials or equipment submitted for Approval prior to the CONTRACTOR's purchase thereof for incorporation in the Work. The cost of all inspections, tests and approvals in addition to the above which are required by the Contract Documents shall be paid by the CONTRACTOR. The DEPARTMENT may perform additional tests and inspections which it deems necessary to insure quality control. All such failed tests or inspections shall be at the CONTRACTOR's expense.
- 12.3.4 If any Work (including the Work of others) that is to be inspected, tested or approved is covered without written concurrence of the Contracting Officer, it must, if requested by the Contracting Officer, be uncovered for observation. Such uncovering shall be at the CONTRACTOR's expense unless the CONTRACTOR has given the Contracting Officer timely notice of CONTRACTOR's intention to cover the same and the Contracting Officer has not acted with reasonable promptness in response to such notice.
- 12.3.5 Neither observations nor inspections, tests or Approvals by the DEPARTMENT or others shall relieve the CONTRACTOR from the CONTRACTOR's obligations to perform the Work in accordance with the Contract Documents.

12.4 Uncovering Work:

- 12.4.1 If any Work is covered contrary to the written request of the Contracting Officer, it must, if requested by the Contracting Officer, be uncovered for the Contracting Officer's observation and replaced at the CONTRACTOR's expense.

12.4.2 If the Contracting Officer considers it necessary or advisable that covered Work be observed inspected or tested, the CONTRACTOR, at the Contracting Officer's request, shall uncover, expose or otherwise make available for observation, inspection or testing as the Contracting Officer may require, that portion of the Work in question, furnishing all necessary labor, material and equipment. If it is found that such Work is Defective, the CONTRACTOR shall bear all direct, indirect and consequential costs of such uncovering, exposure, observation, inspection and testing and of satisfactory reconstruction, (including but not limited to fees and charges of engineers, architects, attorneys and other professionals) and the DEPARTMENT shall be entitled to an appropriate decrease in the Contract Price. If, however, such Work is not found to be Defective, the CONTRACTOR shall be allowed an increase in the Contract Price or an extension of the Contract Time, or both, directly attributable to such uncovering, exposure, observation, inspection, testing and reconstruction.

12.5 DEPARTMENT May Stop the Work:

If the Work is Defective, or the CONTRACTOR fails to supply suitable materials or equipment, or fails to furnish or perform the Work in such a way that the completed Work will conform to the Contract Documents, the Contracting Officer may order the CONTRACTOR to stop the Work, or any portion thereof, until the cause for such order has been eliminated; however, this right of the Contracting Officer to stop the Work shall not give rise to any duty on the part of the Contracting Officer to exercise this right for the benefit of the CONTRACTOR or any other party.

12.6 Correction or Removal of Defective Work:

If required by the Contracting Officer, the CONTRACTOR shall promptly, as directed, either correct all Defective Work, whether or not fabricated, installed or completed, or, if the Work has been rejected by the Contracting Officer, remove it from the site and replace it with Work which conforms to the requirements of the Contract Documents. The CONTRACTOR shall bear all direct, indirect and consequential costs of such correction or removal (including but not limited to fees and charges of engineers, architects, attorneys and other-professionals) made necessary thereby.

12.7 One Year Correction Period:

If within one year after the date of Substantial Completion of the relevant portion of the Work or such longer period of time as may be prescribed by Regulatory Requirements or by the terms of any applicable special guarantee required by the Contract Documents or by any specific provision of the Contract Documents, any Work is found to be Defective, the CONTRACTOR shall promptly, without cost to the DEPARTMENT and in accordance with the Contracting Officer's written instructions, either correct such Defective Work, or, if it has been rejected by the Contracting Officer, remove it from the site and replace it with conforming Work. If the CONTRACTOR does not promptly comply with the terms of such instructions, or in an emergency where delay would cause serious risk of loss or damage, the DEPARTMENT may have the Defective Work corrected or the rejected Work removed and replaced, and all direct, indirect and consequential costs of such removal and replacement (including but not limited to fees and charges of engineers, architects, attorneys and other professionals) will be paid by the CONTRACTOR. In special circumstances where a particular item of equipment is placed in continuous service for the benefit of the DEPARTMENT before Substantial Completion of all the Work, the correction period for that item may begin on an earlier date if so provided in the Specifications or by Change Order. Provisions of this paragraph are not intended to shorten the statute of limitations for bringing an action.

12.8 Acceptance of Defective Work:

Instead of requiring correction or removal and replacement of Defective Work, the Contracting Officer may accept Defective Work, the CONTRACTOR shall bear all direct, indirect and consequential costs attributable to the Contracting Officer's evaluation of and determination to accept such Defective Work (costs to include but not be limited to fees and charges of engineers, architects, attorneys and other professionals). If any such acceptance occurs prior to final payment, a Change Order will be issued incorporating the necessary revisions in the Contract Documents with respect to the Work; and the DEPARTMENT shall be entitled to an appropriate decrease in the Contract Price. If the DEPARTMENT has already made final payment to the CONTRACTOR, an appropriate amount shall be paid by the CONTRACTOR or his Surety to the DEPARTMENT.

12.9 DEPARTMENT May Correct Defective Work:

If the CONTRACTOR fails within a reasonable time after written notice from the Contracting Officer to proceed to correct Defective Work or to remove and replace rejected Work as required by the Contracting Officer in accordance with paragraph 12.6, or if the CONTRACTOR fails to perform the Work in accordance with the Contract Documents, or if the CONTRACTOR fails to comply with any other provision of the Contract Documents, the DEPARTMENT may, after 7 days' written notice to the CONTRACTOR, correct and remedy any such deficiency. In exercising the rights and remedies under this paragraph the DEPARTMENT shall proceed expeditiously. To the extent necessary to complete corrective and remedial action, the Contracting Officer may exclude the CONTRACTOR from all or part of the site, take possession of all or part of the Work, and suspend the CONTRACTOR's services related thereto, take possession of the CONTRACTOR's tools, appliances, construction equipment and machinery at the site and incorporate in the Work all materials-and equipment stored at the site or approved remote storage sites or for which the DEPARTMENT has paid the CONTRACTOR but which are stored elsewhere. The CONTRACTOR shall allow the Contracting Officer and his authorized representatives such access to the site as may be necessary to enable the Contracting Officer to exercise the rights and remedies under this paragraph. All direct, indirect and consequential costs of the DEPARTMENT in exercising such rights and remedies will be charged against the CONTRACTOR, and a Change Order will be issued incorporating the necessary revisions in the Contract Documents with respect to the Work; and the DEPARTMENT shall be entitled to an appropriate decrease in the Contract Price. Such direct, indirect and consequential costs will include but not be limited to fees and charges of engineers, architects, attorneys and other professionals, all court and arbitration costs and all costs of repair and replacement of work of others destroyed or damaged by correction, removal or replacement of the CONTRACTOR's Defective Work. The CONTRACTOR shall not be allowed an extension of time because of any delay in performance of the Work attributable to the exercise, by the Contracting Officer, of the DEPARTMENT's rights and remedies hereunder.

ARTICLE 13 -PAYMENTS TO CONTRACTOR AND COMPLETION

13.1 Schedule of Values:

The Schedule of Values established as provided in paragraph 6.6 will serve as the basis for progress payments and will be incorporated into a form of Application for Payment acceptable to the Contracting Officer. Progress payments on account of Unit Price Work will be based on the number of units completed.

13.2 Preliminary Payments:

Upon approval of the Schedule of Values the CONTRACTOR may be paid for direct costs substantiated by paid invoices and other prerequisite documents required by the General Requirements. Direct costs shall include the cost of bonds, insurance, approved materials stored on the site or at approved remote storage sites, deposits required by a Supplier prior to fabricating materials, and other approved direct mobilization costs substantiated as indicated above. These payments shall be included as a part of the total Contract Price as stated in the Contract.

13.3 Application for Progress Payment:

The CONTRACTOR shall submit to the Contracting Officer for review an Application for Payment filled out and signed by the CONTRACTOR covering the Work completed as of the date of the Application for Payment and accompanied by such supporting documentation as is required by the Contract Documents. Progress payments will be made as the Work progresses on a monthly basis.

13.4 Review of Applications for Progress Payment:

Contracting Officer will either indicate in writing a recommendation of payment or return the Application for Payment to the CONTRACTOR indicating in writing the Contracting Officer's reasons for refusing to recommend payment. In the latter case, the CONTRACTOR may make the necessary corrections and resubmit the Application for Payment.

13.5 Stored Materials and Equipment:

If payment is requested on the basis of materials and equipment not incorporated in the Work but delivered and suitably stored at the site or at another location agreed to in writing, the Application for Payment shall also be accompanied by a bill of sale, paid invoice or other documentation warranting that the DEPARTMENT has received the materials and equipment free and clear of all charges, security interests and encumbrances and evidence that the materials and equipment are covered by appropriate property insurance and other arrangements to protect the DEPARTMENT's interest therein, all of which will be Satisfactory to the Contracting Officer. No payment will be made for perishable materials that could be rendered useless because of long storage periods. No progress payment will be made for living plant materials until planted.

13.6 CONTRACTOR's Warranty of Title:

The CONTRACTOR warrants and guarantees that title to all Work, materials and equipment covered by any Application for Payment, whether incorporated in the Project or not, will pass to the DEPARTMENT no later than the time of payment free and clear of any claims, liens, security interests and further obligations.

13.7 Withholding of Payments:

The DEPARTMENT may withhold or refuse payment for any of the reasons listed below provided it gives written notice of its intent to withhold and of the basis for withholding:

- 13.7.1 The Work is Defective, or completed Work has been damaged requiring correction or replacement, or has been installed without Approval of Shop Drawings, or by an unapproved Subcontractor, or for unsuitable storage of materials and equipment.

- 13.7.2 The Contract Price has been reduced by Change Order,
- 13.7.3 The DEPARTMENT has been required to correct Defective Work or complete Work in accordance with paragraph 12.9.
- 13.7.4 The DEPARTMENT's actual knowledge of the occurrence of any of the events enumerated in paragraphs 14.2.1. a through 14.2.1.k inclusive.
- 13.7.5 Claims have been made against the DEPARTMENT or against the funds held by the DEPARTMENT on account of the CONTRACTOR's actions or inactions in performing this Contract, or there are other items entitling the DEPARTMENT to a set off.
- 13.7.6 Subsequently discovered evidence or the results of subsequent inspections or test, nullify any previous payments for reasons stated in subparagraphs 13.7.1 through 13.7.5.
- 13.7.7 The CONTRACTOR has failed to fulfill or is in violation of any of his obligations under any provision of this Contract.

13.8 Retainage:

At any time the DEPARTMENT finds that satisfactory progress is not being made it may in addition to the amounts withheld under 13.7 retain a maximum amount equal to 10% of the total amount earned on all subsequent progress payments. This retainage may be released at such time as the Contracting Officer finds that satisfactory progress is being made.

13.9 Request for Release of Funds:

If the CONTRACTOR believes the basis for withholding is invalid or no longer exists, immediate written notice of the facts and Contract provisions on which the CONTRACTOR relies, shall be given to the DEPARTMENT, together with a request for release of funds and adequate documentary evidence proving that the problem has been cured. In the case of withholding which has occurred at the request of the Department of Labor, the CONTRACTOR shall provide a letter from the Department of Labor stating that withholding is no longer requested. Following such a submittal by the CONTRACTOR, the DEPARTMENT shall have a reasonable time to investigate and verify the facts and seek additional assurances before determining whether release of withheld payments is justified.

13.10 Substantial Completion:

When the CONTRACTOR considers the Work ready for its intended use the CONTRACTOR shall notify the Contracting Officer in writing that the Work or a portion of Work which has been specifically identified in the Contract Documents is substantially complete (except for items specifically listed by the CONTRACTOR as incomplete) and request that the DEPARTMENT issue a certificate of Substantial Completion. Within a reasonable time thereafter, the Contracting Officer, the CONTRACTOR and appropriate Consultant(s) shall make an inspection of the Work to determine the status of completion. If the Contracting Officer does not consider the Work substantially complete, the Contracting Officer will notify the CONTRACTOR in writing giving the reasons therefor. If the Contracting Officer considers the Work substantially complete, the Contracting Officer will within fourteen days execute and deliver to the CONTRACTOR a certificate of Substantial Completion with tentative list of items to be completed or corrected. At the time of delivery of the certificate of Substantial Completion the Contracting Officer will deliver to the CONTRACTOR a written division of responsibilities pending Final Completion with respect to security, operation, safety, maintenance, heat, utilities, insurance and warranties which shall be consistent with the terms of the Contract Documents.

The DEPARTMENT shall be responsible for all DEPARTMENT costs resulting from the initial inspection and the first re-inspection, the CONTRACTOR shall pay all costs incurred by the DEPARTMENT resulting from re-

inspections, thereafter.

13.11 Access Following Substantial Completion:

The DEPARTMENT shall have the right to exclude the CONTRACTOR from the Work after the date of Substantial Completion, but the DEPARTMENT shall allow CONTRACTOR reasonable access to complete or correct items on the tentative list.

13.12 Final Inspection:

Upon written notice from the CONTRACTOR that the entire Work or an agreed portion thereof is complete, the Contracting Officer will make a final inspection with the CONTRACTOR and appropriate Consultant(s) and will notify the CONTRACTOR in writing of all particulars in which this inspection reveals that the Work is incomplete or Defective. The CONTRACTOR shall immediately take such measures as are necessary to remedy such deficiencies. The CONTRACTOR shall pay for all costs incurred by the DEPARTMENT resulting from re-inspections.

13.13 Final Completion and Application for Payment:

After the CONTRACTOR has completed all such corrections to the satisfaction of the Contracting Officer and delivered all schedules, guarantees, bonds, certificates of payment to all laborers, Subcontractors and Suppliers, and other documents - all as required by the Contract Documents; and after the Contracting Officer has indicated in writing that the Work has met the requirements for Final Completion, and subject to the provisions of paragraph 13.18, the CONTRACTOR may make application for final payment following the procedure for progress payments. The final Application for Payment shall be accompanied by all remaining certificates, warranties, guarantees, releases, affidavits, and other documentation required by the Contract Documents.

13.14 Final Payment:

13.14.1 If on the basis of the Contracting Officer's observation of the Work during construction and final inspection, and the Contracting Officer's review of the final Application for Payment and accompanying documentation- all as required by the Contract Documents; and the Contracting Officer is satisfied that the Work has been completed and the CONTRACTOR's other obligations under the Contract Documents have been fulfilled, the DEPARTMENT will process final Application for Payment. Otherwise, the Contracting Officer will return the Application for Payment to the CONTRACTOR, indicating in writing the reasons for refusing to process final payment, in which case the CONTRACTOR shall make the necessary corrections and resubmit the final Application for Payment.

13.14.2 If, through no fault of the CONTRACTOR, Final Completion of the Work is significantly delayed, the Contracting Officer shall, upon receipt of the CONTRACTOR's final Application for Payment, and without terminating the Contract, make payment of the balance due for that portion of the Work fully completed and accepted. If the remaining balance to be held by the DEPARTMENT for Work not fully completed or corrected is less than the retainage provided for in paragraph 13.9, and if bonds have been furnished as required in paragraph 5.1, the written consent of the Surety to the payment of the balance due for that portion of the Work fully completed and accepted shall be submitted by the CONTRACTOR to the DEPARTMENT with the application for such payment. Such payment shall be made under the terms and conditions governing final payment, except that it shall not constitute a waiver of claims.

13.15 Final Acceptance:

Following certification of payment of payroll and revenue taxes, and final payment to the CONTRACTOR, the DEPARTMENT will issue a letter of Final Acceptance, releasing the CONTRACTOR from further obligations under the Contract, except as provided in paragraph 13.17.

13.16 CONTRACTOR's Continuing Obligation:

The CONTRACTOR's obligation to perform and complete the Work and pay all laborers, Subcontractors, and materialmen in accordance with the Contract Documents shall be absolute. Neither any progress or final payment by the DEPARTMENT, nor the issuance of a certificate of Substantial Completion, nor any use or occupancy of the Work or any part thereof by the DEPARTMENT or Using Agency, nor any act of acceptance by the DEPARTMENT nor any failure to do so, nor any review and Approval of a Shop Drawing or sample submission, nor any correction of Defective Work by the DEPARTMENT will constitute an acceptance of Work not in accordance with the Contract Documents or a release of the CONTRACTOR's obligation to perform the Work in accordance with the Contract Documents.

When it is anticipated that restarting, testing, adjusting, or balancing of systems will be required following Final Acceptance and said requirements are noted in Section(s) 01650, such Work shall constitute a continuing obligation under the Contract.

13.17 Waiver of Claims by CONTRACTOR:

The making and acceptance of final payment will constitute a waiver of all claims by the CONTRACTOR against the DEPARTMENT other than those previously made in writing and still unsettled.

13.18 No Waiver of Legal Rights:

The DEPARTMENT shall not be precluded or be estopped by any payment, measurement, estimate, or certificate made either before or after the completion and acceptance of the Work and payment therefor, from showing the true amount and character of the Work performed and materials furnished by the CONTRACTOR, nor from showing that any payment, measurement, estimate or certificate is untrue or is incorrectly made, or that the Work or materials are Defective. The DEPARTMENT shall not be precluded or estopped, notwithstanding any such measurement, estimate, or certificate and payment in accordance therewith, from recovering from the CONTRACTOR or his Sureties, or both, such damages as it may sustain by reason of his failure to comply with requirements of the Contract Documents. Neither the acceptance by the DEPARTMENT, or any representative of the DEPARTMENT, nor any payment for or acceptance of the whole or any part of the Work, nor any extension of the Contract Time, nor any possession taken by the DEPARTMENT, shall operate as a waiver of any portion of the Contract or of any power herein reserved, or of any right to damages. A waiver by the DEPARTMENT of any breach of the Contract shall not be held to be a waiver of any other subsequent breach.

ARTICLE 14- SUSPENSION OF WORK, DEFAULT AND TERMINATION

14.1 DEPARTMENT May Suspend Work:

- 14.1.1 The DEPARTMENT may, at any time, suspend the Work or any portion thereof by notice in writing to the CONTRACTOR. If the Work is suspended without cause the CONTRACTOR shall be allowed an increase in the Contract Price or an extension of the Contract Time, or both, directly attributable to any suspension if the CONTRACTOR makes an Approved claim therefor as provided in Article 15. However, no adjustment shall be made under this clause for any suspension, delay, or interruption to the extent that suspension is due to the fault or negligence of the CONTRACTOR, or that suspension is necessary for Contract compliance, or that performance would have been so suspended, delayed, or interrupted by any other cause, including the fault or negligence of the CONTRACTOR.
- 14.1.2 In case of suspension of Work, the CONTRACTOR shall be responsible for preventing damage to or loss of any of the Work already performed and of all materials whether stored on or off the site or Approved remote storage sites.

14.2 Default of Contract:

- 14.2.1 The Contracting Officer may give the CONTRACTOR and its surety a written Notice to Cure Default if the CONTRACTOR:
- a. fails to begin work in the time specified,
 - b. fails to use sufficient resources to assure prompt completion of the Work,
 - c. performs the Work unsuitably or neglects or refuses to remove and replace rejected materials or work,
 - d. stops work,
 - e. fails to resume stopped work after receiving notice to do so,
 - f. becomes insolvent (except that if the CONTRACTOR declares bankruptcy, termination will be under Title 11 US Code 362 and/or 365. The CONTRACTOR'S bankruptcy does not relieve the surety of any obligations to assume the Contract and complete the Work in a timely manner.
 - g. Allows any final judgment to stand against him unsatisfied for period of 60 days, or
 - h. Makes an assignment for the benefit of creditors without the consent of the Contracting Officer, or
 - i. Disregards Regulatory Requirements of any public body having jurisdiction, or
 - j. Otherwise violates in any substantial way any provisions of the Contract Documents, or
 - k. fails to comply with Contract minimum wage payments or civil rights requirements, or
 - l. is a party to fraud, deception, misrepresentation , or
 - m. for any cause whatsoever, fails to carry on the Work in an acceptable manner.
- 14.2.2 The Notice to Cure Default will detail the conditions determined to be in default, the time within which to cure the default and may, in the Contracting Officer's discretion, specify the actions necessary to cure the default. Failure to cure the delay, neglect or default within the time specified in the Contracting Officer's written notice to cure authorizes the DEPARTMENT to terminate the contract. The Contracting Officer may allow more time to cure than originally stated in the Notice to Cure Default if he deems it to be in the best interests of the DEPARTMENT. The DEPARTMENT will provide the CONTRACTOR or its surety with a written Notice of Default Termination that details the default and the failure to cure it.
- 14.2.3 If the CONTRACTOR or its Surety, within the time specified in the above notice of default, shall not proceed in accordance therewith, then the DEPARTMENT may, upon written notification from the Contracting Officer of the fact of such delay, neglect or default and the CONTRACTOR's failure to comply with such notice, have full power and authority without violating the Contract, to take the prosecution of the Work out of the hands of the CONTRACTOR. The DEPARTMENT may terminate the services of the CONTRACTOR, exclude the CONTRACTOR from the site and take possession of the Work and of all the CONTRACTOR's tools, appliances, construction equipment and machinery at the site and use the same to the full extent they could be

used by the CONTRACTOR (without liability to the CONTRACTOR for trespass or conversion), incorporate in the Work all materials and equipment stored at the site or for which the DEPARTMENT has paid the CONTRACTOR but which are stored elsewhere, and finish the Work as the DEPARTMENT may deem expedient. The DEPARTMENT may enter into an agreement for the completion of said Contract according to the terms and provisions thereof, or use such other methods that in the opinion of the Contracting Officer are required for the completion of said Contract in an acceptable manner.

- 14.2.4 The Contracting Officer may, by written notice to the CONTRACTOR and its Surety or its representative, transfer the employment of the Work from the CONTRACTOR to the Surety, or if the CONTRACTOR abandons the Work undertaken under the Contract, the Contracting Officer may, at its option with written notice to the Surety and without any written notice to the CONTRACTOR, transfer the employment for said Work directly to the Surety. The Surety shall submit its plan for completion of the Work, including any contracts or agreements with third parties for such completion, to the DEPARTMENT for approval prior to beginning completion of the Work. Approval of such contracts shall be in accordance with all applicable requirements and procedures for approval of subcontracts as stated in the Contract Documents.
- 14.2.5 After the notice of termination is issued, the DEPARTMENT may take over the Work and complete it by contract or otherwise and may take possession of and use materials, appliances, equipment or plant on the Work site necessary for completing the Work.
- 14.2.6 Rather than taking over the Work itself, the DEPARTMENT may transfer the obligation to perform the Work from the CONTRACTOR to its surety. The surety must submit its plan for completion of the Work, including any contracts or agreements with third parties for completion, to the DEPARTMENT for approval prior to beginning work. The surety must follow the Contract requirements for approval of subcontracts, except that the limitation on percent of work subcontracted will not apply.
- 14.2.7 On receipt of the transfer notice, the surety must take possession of all materials, tools, and appliances at the Work site, employ an appropriate work force, and complete the Contract work, as specified. The Contract specifications and requirements shall remain in effect. However the DEPARTMENT will make subsequent Contract payments directly to the Surety for work performed under the terms of the Contract. The CONTRACTOR shall forfeit any right to claim for the same work or any part thereof. The CONTRACTOR shall not be entitled to receive any further balance of the amount to be paid under the Contract.
- 14.2.8 Upon receipt of the notice terminating the services of the CONTRACTOR, the Surety shall enter upon the premises and take possession of all materials, tools, and appliances thereon for the purpose of completing the Work included under the Contract and employ by contract or otherwise any person or persons to finish the Work and provide the materials therefore, without termination of the continuing full force and effect of this Contract. In case of such transfer of employment to the Surety, the Surety shall be paid in its own name on estimates covering Work subsequently performed under the terms of the Contract and according to the terms thereof without any right of the CONTRACTOR to make any claim for the same or any part thereof.
- 14.2.9 If the Contract is terminated for default, the CONTRACTOR and the Surety shall be jointly and severally liable for damages for delay as provided by paragraph 11.8, and for the excess cost of completion, and all costs and expenses incurred by the DEPARTMENT in completing the Work or arranging for completion of the Work, including but not limited to costs of assessing the Work to be done, costs associated with advertising, soliciting or negotiating for bids or proposals for completion, and other procurement costs. Following termination the CONTRACTOR shall not be entitled to receive any further balance of the amount to be paid under the Contract until the Work is fully finished and accepted, at which time if the unpaid balance exceeds the amount due the DEPARTMENT and any amounts due to persons for whose benefit the DEPARTMENT has withheld funds, such excess shall be paid by the DEPARTMENT to the CONTRACTOR. If the damages, costs, and expenses due the DEPARTMENT exceed the unpaid balance, the CONTRACTOR and its Surety shall pay the difference.
- 14.2.10 If, after notice of termination of the CONTRACTOR's right to proceed under the provisions of this clause, it is determined for any reason that the CONTRACTOR was not in default under the provisions of this clause, or that the delay was excusable under the provisions of this clause, or that termination was wrongful, the rights and obligations of the parties shall be determined in accordance with the clause providing for convenience termination.

14.3 Rights or Remedies:

Where the CONTRACTOR's services have been so terminated by the DEPARTMENT, the termination will not affect any rights or remedies of the DEPARTMENT against the CONTRACTOR then existing or which may thereafter accrue. Any retention or payment of moneys due the CONTRACTOR by the DEPARTMENT will not release the CONTRACTOR from liability.

14.4 Convenience Termination:

14.4.1 The performance of the Work may be terminated by the DEPARTMENT in accordance with this section in whole or in part, whenever, for any reason the Contracting Officer shall determine that such termination is in the best interest of the DEPARTMENT. Any such termination shall be effected by-delivery to the CONTRACTOR of a Notice of Termination, specifying termination is for the convenience of the DEPARTMENT the extent to which performance of Work is terminated, and the date upon which such termination becomes effective.

14.4.2 Immediately upon receipt of a Notice of Termination and except as otherwise directed by the Contracting Officer, the CONTRACTOR shall:

- a. Stop Work on the date and to the extent specified in the Notice of Termination;
- b. Place no further orders or subcontracts for materials, services, or facilities except as may be necessary for completion of such portion of the Work as is not terminated;
- c. Terminate all orders and subcontracts to the extent that they relate to the performance of Work terminated by the Notice of Termination;
- d. With the written Approval of the Contracting Officer, to the extent he may require, settle all outstanding liabilities and all claims arising out of such termination of orders and subcontracts, the cost of which would be reimbursable, in whole, or in part, in accordance with the provisions of the Contract;
- e. Submit to the Contracting Officer a list, certified as to quantity and quality, of any or all items of termination inventory exclusive of items the disposition of which had been directed or authorized by the Contracting Officer;
- f. Transfer to the Contracting Officer the completed or partially completed record drawings, Shop Drawings, information, and other property which, if the Contract had been completed, would be required to be furnished to the DEPARTMENT;
- g. Take such action as may be necessary, or as the Contracting Officer may direct, for the protection and preservation of the property related to the Contract which is in the possession of the CONTRACTOR and in which the DEPARTMENT has or may acquire any interest.

The CONTRACTOR shall proceed immediately with the performance of the above obligations.

14.4.3 When the DEPARTMENT orders termination of the Work effective on a certain date, all Work in place as of that date will be paid for in accordance with Article 13 of the Contract. Materials required for completion and on hand but not incorporated in the Work will be paid for at invoice cost plus 15% with materials becoming the property of the DEPARTMENT- or the CONTRACTOR may retain title to the materials and be paid an agreed upon lump sum. Materials on order shall be cancelled, and the DEPARTMENT shall pay reasonable factory cancellation charges with the option of taking delivery of the materials in lieu of payment of cancellation charges. The CONTRACTOR shall be paid 10% of the cost; freight not included, of materials cancelled, and direct expenses only for CONTRACTOR chartered freight transport which cannot be cancellation without charges, to the extent that the CONTRACTOR can establish them. The extra costs due to cancellation of bonds and insurance and that part of job start-up and phase-out costs not amortized by the amount of Work accomplished shall be paid by the DEPARTMENT. Charges for loss of profit or consequential damages shall not be recoverable except as provided above.

- a. The following costs are not payable under a termination settlement agreement or Contracting Officer's determination of the termination claim:
 1. Loss of anticipated profits or consequential or compensatory damages

2. Unabsorbed home office overhead (also termed "General & Administrative Expense") related to ongoing business operations
 3. Bidding and project investigative costs
 4. Direct costs of repairing equipment to render it operable for use on the terminated work
- 14.4.4 The termination claim shall be submitted promptly, but in no event later than 90 days from the effective date of termination, unless extensions in writing are granted by the Contracting Officer upon written request of the CONTRACTOR made within the 90-day period. Upon failure of the CONTRACTOR to submit his termination claim within the time allowed, the Contracting Officer may determine, on the basis of information available to him, the amount, if any, due to the CONTRACTOR by reason of the termination and shall thereupon pay to the CONTRACTOR the amount so determined.
- 14.4.5 The CONTRACTOR and the Contracting Officer may agree upon whole or any part of the amount or amounts to be paid to the CONTRACTOR by reason of the total or partial termination of Work pursuant to this section. The Contract shall be amended accordingly, and the CONTRACTOR shall be paid the agreed amount.
- 14.4.6 In the event of the failure of the CONTRACTOR and the Contracting Officer to agree in whole or in part, as provided heretofore, as to the amounts with respect to costs to be paid to the CONTRACTOR in connection with the termination of the Work the Contracting Officer shall determine, on the basis of information available to him, the amount, if any, due to the CONTRACTOR by reason of the termination and shall pay to the CONTRACTOR the amount determined as follows:
- a. All costs and expenses reimbursable in accordance with the Contract not previously paid to the CONTRACTOR for the performance of the Work prior to the effective date of the Notice of Termination;
 - b. So far as not included under "a" above, the cost of settling and paying claims arising out of the termination of the Work under subcontracts or orders which are properly chargeable to the terminated portions of the Contract;
 - c. So far as practicable, claims by the CONTRACTOR for idled or stand-by equipment shall be made as follows: Equipment claims will be reimbursed as follows:
 1. Contractor-owned equipment usage, based on the CONTRACTOR'S ownership and operating costs for each piece of equipment as determined from the CONTRACTOR'S accounting records. Under no circumstance, may the CONTRACTOR base equipment claims on published rental rates.
 2. Idle or stand-by time for Contractor-owned equipment, based on the CONTRACTOR'S internal ownership and depreciation costs. Idle or stand-by equipment time is limited to the actual period of time equipment is idle or on stand-by as a direct result of the termination, not to exceed 30 days. Operating expenses will not be included for payment of idle or stand-by equipment time.
 3. Rented equipment, based on reasonable, actual rental costs. Equipment leased under "capital leases" as defined in Financial Accounting Standard No. 13 will be considered Contractor-owned equipment. Equipment leased from an affiliate, division, subsidiary or other organization under common control with the CONTRACTOR will be considered Contractor-owned equipment, unless the lessor has an established record of leasing to unaffiliated lessees at competitive rates consistent with the rates the CONTRACTOR has agreed to pay and no more than forty percent of the lessor's leasing business, measured in dollars, is with organizations affiliated with the lessor.
- 14.4.7 The CONTRACTOR shall have the right of appeal under the DEPARTMENT's claim procedures, as defined in Article 15, for any determination made by the Contracting Officer, except if the CONTRACTOR has failed to submit his claim within the time provided and has failed to request extension of such time, CONTRACTOR shall have no such right of appeal. In arriving at the amount due the CONTRACTOR under this section, there shall be deducted:
- a. All previous payments made to the CONTRACTOR for the performance of Work under the Contract prior to termination;
 - b. Any claim for which the DEPARTMENT may have against the CONTRACTOR;
 - c. The agreed price for, or the proceeds of sale of, any materials, supplies, or other things acquired by the

CONTRACTOR or sold pursuant to the provisions of this section and not otherwise recovered by or credited to the DEPARTMENT; and,

- d. All progress payments made to the CONTRACTOR under the provisions of this section.
- 14.4.8 Where the Work has been terminated by the DEPARTMENT said termination shall not affect or terminate any of the rights of the DEPARTMENT against the CONTRACTOR or his Surety then existing or which may thereafter accrue because of such default. Any retention or payment of monies by the DEPARTMENT due to the CONTRACTOR under the terms of the Contract shall not release the CONTRACTOR or its Surety from liability.
- 14.4.9 The CONTRACTOR's termination claim may not include claims that pre dated the notice for termination for convenience. Those claims shall be prosecuted by the CONTRACTOR under Article 15.
- 14.4.10 The CONTRACTOR'S termination claim may not exceed the total dollar value of the contract as awarded plus agreed upon change orders less the amounts that have been paid for work completed.
- a. Unless otherwise provided for in the Contract Documents, or by applicable statute, the CONTRACTOR, from the effective date of termination and for a period of three years after final settlement under this Contract, shall preserve and make available to the DEPARTMENT at all reasonable times at the office of the CONTRACTOR, all its books, records, documents, and other evidence bearing on the cost and expenses of the CONTRACTOR under his Contract and relating to the Work terminated hereunder.
 - b. Definitions. In this Subsection 108-1.09, the term "cost" and the term "expense" mean a monetary amount in U.S. Dollars actually incurred by the CONTRACTOR, actually reflected in its contemporaneously maintained accounting or other financial records and supported by original source documentation.
 - c. Cost Principles. The DEPARTMENT may use the federal cost principles at 48 CFR §§ 31.201-1 to 31.205-52 (or succeeding cost principles for fixed price contracts) as guidelines in determining allowable costs under this Subsection to the extent they are applicable to construction contracts and consistent with the specifications of this Contract. The provisions of this contract control where they are more restrictive than, or inconsistent with, these federal cost principles."

ARTICLE 15 - CLAIMS FOR ADJUSTMENT AND DISPUTES

15.1 Notification

- 15.1.1 The CONTRACTOR shall notify the DEPARTMENT in writing as soon as the CONTRACTOR becomes aware of any act or occurrence which may form the basis of a claim for additional compensation or an extension of Contract Time or of any dispute regarding a question of fact or interpretation of the Contract. The DEPARTMENT has no obligation to investigate any fact or occurrence that might form the basis of a claim or to provide any additional compensation or extension of Contract Time unless the CONTRACTOR has notified the DEPARTMENT in writing in a timely manner of all facts the CONTRACTOR believes form the basis for the claim.
- 15.1.2 If the CONTRACTOR believes that he is entitled to an extension of Contract Time, then the CONTRACTOR must state the contract section on which he basis his extension request, provide the DEPARTMENT with sufficient information to demonstrate that the CONTRACTOR has suffered excusable delay, and show the specific amount of time to which the CONTRACTOR is entitled. The DEPARTMENT will not grant an extension of Contract Time if the CONTRACTOR does not timely submit revised schedules under Section 13.10.
- 15.1.3 If the matter is not resolved by agreement within 7 days, the CONTRACTOR shall submit an Intent to Claim, in writing, to the DEPARTMENT within the next 14 days.
- 15.1.4 If the CONTRACTOR believes additional compensation or time is warranted, then he must immediately begin keeping complete, accurate, and specific daily records concerning every detail of the potential claim including actual costs incurred. The CONTRACTOR shall provide the DEPARTMENT access to any such records and furnish the DEPARTMENT copies, if requested. Equipment costs must be based on the CONTRACTOR's internal rates for ownership, depreciation, and operating expenses and not on published rental rates. In computing damages, or costs claimed for a change order, or for any other claim against the DEPARTMENT for additional time, compensation or both, the CONTRACTOR must prove actual damages based on internal costs for equipment, labor or efficiencies. Total cost, modified total cost or jury verdict forms of presentation of damage claims are not permissible to show damages. Labor inefficiencies must be shown to actually have occurred and can be proven solely based on job records. Theoretical studies are not a permissible means of showing labor inefficiencies. Home office overhead will not be allowed as a component of any claim against the DEPARTMENT.
- 15.1.5 If the claim or dispute is not resolved by the DEPARTMENT, then the CONTRACTOR shall submit a written Claim to the Contracting Officer within 90 days after the CONTRACTOR becomes aware of the basis of the claim or should have known the basis of the claim, whichever is earlier. The Contracting Officer will issue written acknowledge of the receipt of the Claim.
- 15.1.6 The CONTRACTOR waives any right to claim if the DEPARTMENT was not notified properly or afforded the opportunity to inspect conditions or monitor actual costs or if the Claim is not filed on the date required.

15.2 Presenting the Claim

- 15.2.1 The Claim must include all of the following:
- a. The act, event, or condition the claim is based on
 - b. The Contract provisions which apply to the claim and provide relief
 - c. The item or items of Contract work affected and how they are affected
 - d. The specific relief requested, including Contract Time if applicable, and the basis upon which it was calculated
 - e. A statement certifying that the claim is made in good faith, that the supporting cost and pricing data are accurate and complete to the best of your knowledge and belief, and that the amount requested accurately reflects the Contract adjustment which the CONTRACTOR believes is due.

15.3 Claim Validity, Additional Information, and DEPARTMENT's Action

- 15.3.1 The Claim, in order to be valid, must not only show that the CONTRACTOR suffered damages or delay but that it was caused by the act, event, or condition complained of and that the Contract provides entitlement to relief for such act, event, or condition.
- 15.3.2 The DEPARTMENT can make written request to the CONTRACTOR at any time for additional information relative to the Claim. The CONTRACTOR shall provide the DEPARTMENT the additional information within 30 days of receipt of such a request. Failure to furnish the additional information may be regarded as a waiver of the Claim.

15.4 Contracting Officer's Decision

The CONTRACTOR will be furnished the Contracting Officer's Decision within 90 days, unless the Contracting Officer requests additional information or gives the CONTRACTOR notice that the time for issuing a decision is being extended for a specified period under AS 36.30.620. The Contracting Officer's decision is final and conclusive unless, within 14 days of receipt of the decision, the CONTRACTOR delivers a Notice of Appeal to the Appeals Officer. Procedures for appeals are covered under AS 36.30.625 and AS 36.30.630.

15.5 Fraud and Misrepresentation in Making Claims

Criminal and Civil penalties authorized under AS 36.30.687 (including, but not limited to, forfeiture of all claimed amounts) may be imposed on the CONTRACTOR if the CONTRACTOR makes or uses a misrepresentation in support of a claim or defraud or attempt to defraud the DEPARTMENT at any stage of prosecuting a claim under this Contract.

INDEX TO GENERAL CONDITIONS

A

Article or Paragraph Number

Acceptance of Insurance.....	5.4
Access to the Work.....	8.2; 13.11; 12.2
Actual Damages	11.8
Addenda-definition of.....	Article 1
Advertisement - definition of.....	Article 1
Alaska Agricultural/Wood Products	7.12.3
Alaska Bidder- definition of	7.12.1
Alaska Preferences	7.12
Alaska Products	7.12.2
Application for Payment-definition of.....	Article 1
Application for Payment, Final.....	13.13
Application for Progress Payment	13.3
Application for Progress Payment-review of.....	13.4
Approved or Approval definition of.....	Article 1
Authorized Minor Variations of Work.....	9.3.2
Availability of Lands	4.1
Award-defined	Article 1

B

Before Starting Construction	11.2
Bid Bonds-definition of	Article 1
Bidder-definition of	Article 1
Bonds and insurances-in general	Article 5
Bonds, Delivery of.....	5.1
Bonds, Performance and Other	5.2

Builder's Risk Insurance ("ALL RISK").....5.4.2.d

C

Cash Allowances	10.8
Change Order-definition of.....	Article 1
Change Orders-to be executed	9.4
Changes in the Work	9.1
Claims, Waiver of Final Payment.....	13.17
Clarifications and Interpretations.....	2.2.1.d; 3.6
Cleaning.....	6.5
Completion, Final	13.14
Completion, Substantial.....	13.10
Conferences, Preconstruction – definition of.....	Article 1
Conflict, Error, Discrepancy-CONTRACTOR to Report	3.5
Construction Machinery, Equipment, etc.	6.4
Consultant-definition of.....	Article 1
Continuing the Work	6.23
Contract-definition of	Article 1
Contract Documents-amending and Supplementing	9.1; 9.4; 9.6
Contract Documents- definition of	Article 1
Contract Documents-Intent.....	3.4
Contract Documents-Reuse of	3.7
Contract Price, Change of.....	9.4; 9.7; 10.1
Contract Price-definition of	Article 1
Contracting Officer's Authorities and Limitations	2.1
Contracting Officer- definition of.....	Article 1
Contracting Officer's Evaluations	2.2
Contract Time, Change of.....	9.4; 9.6; 11.4
Contract Time, Commencement of.....	11.1

Contract Time-definition of	Article 1
CONTRACTOR-definition of	Article 1
CONTRACTOR May Stop Work or Terminate	3.5.1; 4.6; 14.4.1
CONTRACTOR'S Continuing Obligation.....	13.16
CONTRACTOR'S Duty to Report Discrepancy in Documents.....	3.5
CONTRACTOR'S Fee-Cost Plus	10.3.3
CONTRACTOR'S Liability Insurance	5.4.2
CONTRACTOR'S Records	6.26
CONTRACTOR'S Responsibilities-in general	Article 6
CONTRACTOR'S Warranty to Title.....	13.6
Contractors-other	8.1; 8.2
Contractual Liability Insurance.....	5.4.2.b
Coordination	6.13.5; 8.4
Copies of Contract Documents	3.2
Correction or Removal of Defective Work.....	12.6
Correction Period, One Year	12.7
Correction, Removal or Acceptance of Defective Work-in general	12.6; 12.8
Cost and Pricing Data	10.3.4
Cost-net decrease	10.6.2.d; 10.6.2.e
Cost of Work	10.4
Costs, Supplemental	10.4.5

D

Day, Calendar-definition of	Article 1
Defective-definition of.....	Article 1
Defective Work, Acceptance of.....	12.8
Defective Work, Correction or Removal of.....	12.6; 12.9
Defective Work-in general.....	12.6; 12.8

Defective Work, Rejecting	12.4.2; 12.5
Definitions	Article 1
Delivery of Bonds.....	5.1
DEPARTMENT-definition of	Article 1
DEPARTMENT May Correct Defective Work	12.9
DEPARTMENT May Stop Work.....	12.5
DEPARTMENT May Suspend Work.....	14.1
DEPARTMENT'S Liability Insurance.....	5.4.2.d
DEPARTMENT'S Responsibilities-in general	2.1
DEPARTMENT'S Separate Representative at site	2.1.1; 2.1.3
Determination for Unit Prices	10.10
Differing Site Conditions	9.9
Directive-definition of	Article 1
Directive-to be executed	9.3
Directive-required performance	9.3.5
Disputes, Decisions by Contracting Officer	2.2.1; 15.4
Documents, Copies of Contract	3.2
Documents, Record.....	6.16
Documents, Reuse	3.7
Drawings-definition of.....	Article 1

E

Easements	4.1
Emergencies.....	6.19
Equipment, Labor, Materials and.....	6.3; 6.4; 6.5
Equivalent Materials and Equipment.....	6.9
Explorations of physical conditions	4.3
Explosives.....	6.25

F

Fee, CONTRACTOR'S-Costs Plus.....	10.3.3
Final Acceptance	13.15
Final Acceptance- definition of	Article 1
Final Completion and Application for Payment	13.13
Final Completion- definition of	Article 1
Final Inspection	13.12
Final Payment	13.14
Final Payment, Processing of.....	13.14

G

General Requirements-definition of.....	Article 1
Giving Notice	3.5.1; 4.4.4; 4.6; 5.4.2; 6.17.3; 6.19; 6.20.4; 7.4; 7.11; 8.1.4; 8.3; 9.3.6; 9.8; 9.9; 10.10; 11.1; 11.2; 11.5; 12.1; 12.3.1; 12.3.4; 12.9; 13.10; 13.12; 14.1.1; 14.2.1 thru 14.2.4; 14.4.1; 14.4.3; 15.1
Guarantee of Work-by CONTRACTOR	12.1

I

Indemnification.....	7.1; 7.3; 5.5
Inspection, Final	13.12
Inspection, Tests and	12.3
Install-definition of	Article 1
Insurance, Bonds and- in general.....	Article 5
Insurance, Certification of	5.4.2
Insurance, Completed Operations	5.4.2.b
Insurance, CONTRACTOR'S Liability	5.4.2.b
Insurance, Contractual Liability.....	5.4.2.b

Insurance, Owner's Liability	5.4.1
Insurance, Property Damage.....	5.4.2.b
Insurance, Waiver of Subrogation Rights	5.4.2.a.1, 5.4.3
Intent of Contract Documents	3.4
Interpretations and Clarifications.....	2.2.1.3; 3.6
Investigations of physical conditions	4.3
Invitation for Bids- definition of.....	Article 1

L

Labor, Materials and Equipment.....	6.3; 6.4; 6.5
Laws and Regulations- general.....	Article 7
Liability Insurance- CONTRACTOR'S.....	5.4.1
Liability Insurance-Owner's.....	5.4.1
Liens, Resulting Judgements	14.2.1.g
Liquidated Damages	11.8

M

Materials and equipment- furnished by CONTRACTOR.....	6.4
Materials and equipment- incorporated in Work	6.5
Materials or equipment- equivalent	6.9
Multi-prime contracts	8.1

N

Notice, Giving of (See Giving Notice)	
Notice of Final Acceptance.....,	13.15
Notice of Intent to Award-definition of.....	Article 1
Notice to Proceed-definition of.....	Article 1
Notice to Proceed-giving of.....	11.1; 11.2; 11.3

O

"Or-Equal" Item.....	6.9
Other contractors	Article 8
Other work.....	8.1.1
Overtime Work-authorization of.....	7.14; 10.4.1
Owner-definition of (See DEPARTMENT)	Article 1

P

Partial Utilization.....	13.10
Partial Utilization (See Substantial Completion)- definition of	Article 1
Partial Utilization- Property Indurance	13.10
Patent Fees and Royalties	7.3
Payment, Recommendation of.....	13.4
Payments to CONTRACTOR-in general.....	Article 13
Payments of CONTRACTOR- withholding	13.7
Performance and other Bonds	5.2
Permits	7.2
Physical Conditions-in general	Article 4
Physical Conditions- Contracting officer's review.....	9.9
Physical Conditions- existing structures	4.3
Physical Conditions- explorations and reports.....	4.3
Physical Conditions-possible document change	9.9
Physical Conditions-price and time adjustments	9.9
Physical Conditions-report of differing	4.6; 9.9
Physical Conditions- Underground Utilities	4.4
Preconstruction Conference-definition of	Article 1
Premises, Use of	6.14
Price, Change of Contract.....	10.1
Price, Contract-definition of	Article 1

Progress Payment, Application for	13.3
Progress Payment-retainage.....	13.8
Progress schedule	6.6; 6.7; 6.8
Project-definition of.....	Article 1
Project Manager-definition of.....	Article 1
Project Representation- provision for	2.1.1
Project, Starting the	11.2
Property Insurance	5.4.3
Property Insurance- Partial Utilization	13.10
Protection, Safety and	6.17

R

Recommendation of Progress Payment	13.4
Record Documents.....	6.16
Reference Points	4.7
Regulations, Laws and.....	Article 7
Rejecting Defective Work	12.4.2; 12.5
Related Work at Site.....	3.4.1
Removal or Correction of Defective Work.....	12.6; 12.9
Responsibilities, CONTRACTOR'S-in general	Article 6
Retainage	13.8
Reuse of Documents	3.7
Review of Shop Drawings and Samples	6.21
Right of Ways.....	4.1
Royalties, Patent Fees and	7.3

S

Safety and Protection	6.17
Samples.....	6.20; 6.21

Schedule of Progress.....	6.6; 6.7; 6.8
Schedule of Shop Drawing submissions	6.6; 6.7; 6.8; 6.20.1
Schedule of Values- definition	Article!
Schedule of Values	6.6; 6.7; 6.8
Schedules, Finalizing	6.7
Shop Drawings and Samples	6.20; 6.21
Shop Drawings-definition of	Article 1
Shop Drawings, use to approve substitutions	6.9.4; 6.20.4
Site, Visits to-by Contracting Officer	2.4
Specifications-definition of.....	Article 1
Starting Construction, Before	6.6.1
Starting the Project	11.2
Stopping Work-by CONTRACTOR.....	3.5.1; 4.6; 14.4.2
Stopping Work-by Owner.....	12.5; 14.1
Subcontractor-definition of.....	Article 1
Subcontractors-in general	6.13
Subcontracts-required provisions.....	6.13.1; 6.13.3
Substantial Completion- certification of.....	13.10
Substantial Completion- definition of.....	Article 1
Substitute or "Or-Equal" Items	6.9
Subsurface Conditions	Article 4, 9.9
Supplemental Agreement-definition of.....	Article 1
Supplemental Agreement- general use	9.6
Supplemental costs	10.4.5
Supplementary Conditions- definition of.....	Article 1
Supplementary Conditions- principal references to	3.5; 4.3; 5.4; 11.8
Supplier-definition of.....	Article 1
Supplier-principal references	2.1.3; 3.7; 6.9; 6.12; 6.13.2; 6.20; 6.21

Surety-consent to payment..... 13.14.2

Surety-Consultant has no duty to.....2.1.3

Surety-notice to..... 9.8; 14.2

Surety-qualification of5.2; 5.3

Surety Replacement5.3

Suspending Work, by Owner..... 14.1

Suspension of Work and Termination-in generalArticle 14

Superintendent-CONTRACTOR's..... 6.2

Supervision and Superintendence.....6.1; 6.2

T

Taxes-Payment by CONTRACTOR..... 7.2

Termination-by Owner 14.4.1

Termination, Suspension of Work and-in generalArticle 14

Tests and Inspections 12.3

Time, Change of Contract..... 9.4; 11.4

Time, Computations of 11.3

Time, Contract-definition of Article 1

U

Uncovering Work 12.4

Underground Utilities- general4.4

Underground Utilities-not shown or indicated..... 4.6

Underground Utilities- protection of..... 4.4.2.d

Underground Utilities- shown or indicated.....4.4.1

Unit Price Work-definition of..... Article 1

Unit Price Work-general..... 10.9

Unit Prices 10.9.1

Unit Prices, Determination for.....	10.10
Use of Premises	6.14
Utility Owner's Notification.....	4.4.2.c; 4.4.3; 4.4.4; 4.5; 4.6
Utility, Damaged.....	4.5

V

Values, Schedule of	6.6; 6.7; 6.8
Variations in Work- Authorized	9.2
Visits to Site-by Contracting Officer	2.4

W

Waiver of Claims-on Final Payment.....	13.17
Waiver of Rights by insured parties.....	13.18
Warranty and Guarantee-by CONTRACTOR	12.1
Warranty of Title, CONTRACTOR'S.....	13.6
Work, Access to.....	8.2; 13.11; 12.2
Work-by others-general	Article 8
Work Continuing During Disputes	6.23
Work, Cost of	10.4
Work-definition of	Article 1
Work, Neglected by CONTRACTOR	14.2.1.c
Work, Stopping by CONTRACTOR	3.5.1; 4.6
Work, Stopping by Owner	12.5; 14.1

**STATE OF ALASKA
DEPARTMENT OF CORRECTIONS**

DOCUMENT 00800 – SUPPLEMENTARY CONDITIONS TO:

**MODIFICATIONS TO THE GENERAL CONDITIONS OF
THE CONSTRUCTION CONTRACT FOR BUILDINGS**

The following supplements modify, change, delete from, or add to Section 00700 "General Conditions of the Construction Contract for Buildings", revised December 2011. Where any article of the General Conditions is modified, or a Paragraph, Subparagraph, or Clause thereof is modified or deleted by these Supplementary Conditions, the unaltered provisions of that Article, Paragraph, Subparagraph, or Clause shall remain in effect.

SC-1- DEFINITIONS

A. At General Conditions Article 1, definition of:

1. **CFR** - Initials that stand for the Code of Federal Regulations.
2. **OWNER**- The State of Alaska, Department of Corrections.
3. **QUALITY ASSURANCE ACCEPTANCE TESTING**- This is all sampling and testing performed by the DEPARTMENT to determine at what level the product or service will be accepted for payment. Qualified personnel and laboratories will perform sampling and testing. The DEPARTMENT pays for this testing.
4. **QUALITY ASSURANCE PROGRAM (QA PROGRAM)**- An FHWA required program developed by the DEPARTMENT (see Section 01400). The QA program assures that materials and workmanship incorporated into each Federal-aid highway construction project conforms to the Contract Plans and Specifications, including changes. This QA Program consists of all those planned and systematic actions necessary to provide adequate confidence that the product or service will satisfy given requirements for quality. The QA Program includes the CONTRACTOR'S Quality Control Plan, acceptance testing, verification testing, independent assurance testing, and quality level analysis.
5. **QUALITY CONTROL PROGRAM (QC PROGRAM)** – The CONTRACTOR'S, Subcontractor's or Supplier's operational techniques and activities that maintain control of the manufacturing process to fulfill the Contract requirements. This may include materials handling, construction procedures, calibration and maintenance of equipment, production process control, material sampling, testing and inspection, and data analysis.
6. **RESIDENT ENGINEER OR INSPECTOR**- The Engineer's authorized representative assigned to make detailed observations relating to contract performance.

SC-2.4 - VISITS TO SITE/PLACE OF BUSINESS

At General Conditions Article 2.4, delete the first four words of the first sentence ("The Contracting Officer will ...") and replace with the following words "The Contracting Officer has the right to, but is not obligated to..."

SC-4.2 - VISIT TO SITE

At General Conditions Article 4.2, delete this article in its entirety and replace with the following article:

- 4.2.1. Pre-bid site visit is schedule for October 1, 2024 at 9:00 am local time.
- 4.2.2. The submission of a bid by the CONTRACTOR is considered a representation that the CONTRACTOR has reviewed and carefully examined the site and is satisfied as to the conditions to be encountered in performing the Work and as to the requirements of the Contract Documents."

SC-4.3 - EXPLORATIONS AND REPORTS

At General Conditions Article 4.3, add the following paragraph:

"All reports and other records (if available) are provided for informational purposes only to all plan holders listed with the DEPARTMENT as General Contractors and are available to other planholder's upon request. They are made available, so Bidders have access to the same information available to the DEPARTMENT. The reports and other records are not intended as a substitute for independent investigation, interpretation, or judgment of the Bidder. The DEPARTMENT is not responsible for any interpretation or conclusion drawn from its records by the Bidder. While referenced by or provided with the Contract Documents; the recommendations, engineering details, and other information contained in these reports of explorations shall not be construed to supersede or constitute conditions of the Contract Documents."

SC-5.4.1 - INSURANCE REQUIREMENTS

At General Condition Article 5.4.1, delete the second to the last sentence and replace with the following: "The delivery to the DEPARTMENT of a written notice in accordance with the policy provisions is required before cancellation of any coverage or reduction in any limits of liability."

SC-5.4.2a-WORKERS COMPENSATION INSURANCE

At General Condition Article 5.4.2a, delete paragraph "a" in its entirety and replace with the following:

- a. Workers' Compensation Insurance: The Contractor shall provide and maintain, for all employees of the Contractor engaged in work under this contract, Workers' Compensation Insurance as required by AS 23.30.045. The Contractor shall be responsible for Workers' Compensation Insurance for any subcontractor who provides services under this contract. Coverage shall include:
 - 1. Waiver of subrogation against the State.
 - 2. Employer's Liability Protection in the amount of \$500,000 each accident / \$500,000 each disease.
 - 3. If the Contractor directly utilizes labor outside of the State of Alaska in the prosecution of the work, "Other States" endorsement shall be required as a condition of the contract.
 - 4. Whenever the work involves activity on or about navigable waters, the Workers' Compensation policy shall contain a United States Longshoreman's and Harbor

Worker's Act endorsement, and when appropriate, a Maritime Employer's Liability (Jones Act) endorsement with a minimum limit of \$1,000,000."

SC-5.4.2d - BUILDERS RISK INSURANCE (SUBCONTRACTORS)

At General Conditions Article 5.4.2d, delete the subsection in its entirety.

SC-6.13 - SUBCONTRACTORS

A. Add the following paragraph:

6.13.7 The CONTRACTOR may, without penalty, replace a Subcontractor who:

1. Fails to comply with the licensing and registration requirements of AS 08.18;
2. Fails to obtain or maintain a valid Alaska Business License;
3. Files for bankruptcy or becomes insolvent;
4. Fails to execute a subcontract or performance of the work for which the Subcontractor was listed, and the CONTRACTOR has acted in good faith;
5. Fails to obtain bonding acceptable to the DEPARTMENT;
6. Fails to obtain insurance acceptable to the DEPARTMENT;
7. Fails to perform subcontract work for which the Subcontractor was listed;
8. Must be replaced to meet the CONTRACTOR'S required state or federal affirmative action requirements.
9. Refuses to agree to abide by the CONTRACTOR'S labor agreement; or
10. Is determined by the DEPARTMENT to be not responsible.

In addition to the circumstances described above, a Contractor may in writing request permission from the Department to add a new Subcontractor or replace a listed Subcontractor. The DEPARTMENT will approve the request if it determines in writing that allowing the addition or replacement is in the best interest of the state.

The contractor shall submit a written request to add a new Subcontractor or replace a listed Subcontractor to the Contracting Officer a minimum of five working days prior to the date the new Subcontractor is scheduled to begin work on the construction site. The request must state the basis for the request and include supporting documentation acceptable to the Contracting Officer.

If a CONTRACTOR violates this article, the Contracting Officer may:

1. Cancel the Contract after Award without any damages accruing to the department; or
2. After notice and hearing, assess a penalty on the bidder in an amount not exceeding 10 percent of the value of the subcontract at issue."

SC-6.17 – SAFETAY AND PROTECTION

Add the following paragraph at the end of the existing text:

6.17.4 The Contractor is responsible for ensuring all workers are adequately protected. The Contractor shall have a safety and health management program that complies with AKOSH requirements, and includes:

1. A worksite hazard analysis;
2. A hazard prevention and control plan including personal protective equipment and safe work procedures required for specific tasks;
3. New employee training and periodic worker training regarding safety and health;
4. Regular safety meetings with written documentation of attendance, safety topics discussed, worker safety complaints, and corrective actions taken, and
5. A designated safety officer, employed by the Contractor, who monitors the construction site and is responsible for implementing the safety and health management program.
6. Measures to comply with Executive Order 13513 – Federal leadership on reducing text messaging while driving, dated October 1, 2009. And DOT Order 3902.10 – Text messaging while driving, dated December 30, 2009
7. Measures to comply with Alaska Statute 28.35.161 – Driving a motor vehicle with a screen device operating; unlawful installation of television, monitor, or similar device.

SC-6.18 – SAFETY REPRESENTATIVE

At General Conditions Article 6.18, delete this article in its entirety and replace with the following article:

The CONTRACTOR shall designate a responsible safety representative at the site. This person shall be the CONTRACTOR's superintendent unless otherwise designated in writing by the CONTRACTOR to the Contracting Officer. The responsible safety person must maintain OSHA 29 CFR 30-Hour Construction Safety training certificate. Training must have been completed within the past 5 years. Training card must be provided prior to starting any site construction activities.

SC-7.2 - PERMITS, LICENSES, AND TAXES

A. In Paragraph 7.2.1, add the following subparagraphs:

The terms, conditions, and stipulations in permits obtained either by the DEPARTMENT or by the CONTRACTOR is made part of this Contract.

1. The CONTRACTOR shall procure all other permits and licenses required to complete the project, pay all charges, fees and taxes, and give all notices necessary and incidental to the due and lawful prosecution of the Work.
2. The CONTRACTOR shall obtain the State of Alaska Fire Marshal plan review.

SC-7.12-APPLICABLE ALASKA PREFERENCES

At General Condition Article 7.12. add the following paragraph:

"7.12.5 Alaska Veteran's Preference (AS 36.30.321). In determining the low bidder for State funded projects, a 5% bid preference has been given to a bidder who qualifies under AS 36.30.321 (f) as an Alaska bidder and is a Qualifying Entity. This preference may not exceed \$5,000.00. In this subsection a "Qualifying Entity" means a:

1. Sole proprietorship owned by an Alaska Veteran;
2. Partnership under AS 32.06 or AS 32.11 if a majority of the Members are Alaska veterans;
3. Limited liability Company organized under AS 10.50 and if a majority of the members are Alaska veterans; or
4. Corporation that is wholly owned by individuals and a majority of the individuals are Alaska veterans.

A preference under this section is in addition to any other preference for which the bidder qualifies. To qualify for this preference, the bidder must add value by the bidder actually performing, controlling, managing and supervising a significant part of the services provided or the bidder must

have sold supplies or the general nature solicited to other state agencies, government, or the general public. An Alaska veteran shall be a resident of this state and an individual who served in the Armed forces of the United States, including a reserve unit of the United States armed forces; or Alaska Territorial Guard, the Alaska Army National Guard, or the Alaska Navel Militia; and was separated from service under a condition that was not dishonorable.

The bidder shall provide an Alaskan Veteran's Preference Affidavit on Form 2SD-17, certifying they qualify as an Alaska bidder eligible for Alaska Veteran's preference according to AS 36.30.

SC-7.13-WAGES AND HOURS OF LABOR (Federal Wages/Hours not required)

A. In paragraph 7.13.3, delete this paragraph in its entirety and replace with the following

paragraphs: 7.13.3 Notice of Work and Completion; Withholding of Payment

- A. Within three calendar days of award of a construction contract, the CONTRACTOR Shall file a "Notice of Work" with the Department of Labor and Workforce Development (DOLWD) fees per AS 36.08.045. The CONTRACTOR lists all their Subcontractors who will perform any portion of work on the contract and the contract price being paid to each subcontractor. The primary contractor shall pay all filing fees for each subcontractor performing work on the contract, including a filing fee based on the contract price being paid for work performed by the primary contractor's employees. The filing fee payable shall be the sum of all fees calculated for each subcontractor. The filing fee shall be one percent of each contractor's contract price. The total filing fee payable by the primary contractor under this subsection may not exceed \$5,000. **The "Notice of Work" is available at <http://www.labor.state.ak.us/lss/forms/notice-of-work.pdf>**
- B. The Contracting Officer will not issue Notice to Proceed to the CONTRACTOR until such notice and fees have been paid to DOLWD. Failure of the CONTRACTOR to file the Notice of Work and pay fees within this timeframe shall not constitute grounds for an extension of contract time or adjustment of contract price.
- C. Upon completion of all work, the primary contractor shall file with DOLWD a "Notice of Completion" together with payment of any additional filing fees owed due to increased contract amounts. Within 30 days after DOLWD's receipt of the primary contractor's notice of completion, DOLWD shall inform the DEPARTMENT of the amount, if any, to be withheld from the final payment. **The " Notice of Completion Form" is available at; <http://www.labor.state.ak.us/lss/forms/not-comp-pub-wrks.pdf>**

SC-9.1-DEPARTMENTS RIGHT TO CHANGE

At General Condition Article 9.1, ADD THE FOLLOWING SENTENCE;

Without invalidating the Contract and without notice to any Surety, the DEPARTMENT may, at any time or from time to time, order additions, deletions or revisions in the Work within the general scope of the Contract, including but not limited to changes:

SC-9.4 – CHANGE ORDER

Changes in scope of work or cost must be pre-approved by Shawn Ratliff, Project Manager.

SC-11.8-DELAY DAMAGES

At General Condition Article 11.8, add the following paragraphs:

Liquidated Damages:

- **Eight Hundred Fifty-Three Dollars & Twenty Cents** (\$853.20) per day for each calendar day elapsing between the time stipulated for the sub-completion date and in accordance with the terms hereof; such deduction to be made, or sum to be recovered, not as a penalty but as liquidated damages.
- **One Hundred Fifteen Dollars & Zero Cents** (\$115.00) per day for each calendar day elapsing between the time stipulated for the final completion date and in accordance with the terms hereof; such deduction to be made, or sum to be recovered, not as a penalty but as liquidated damages.

SC-12.1-WARRANTY AND GUARANTEE

At General Condition Article 12.1, add the following sentence:

"The failure of the DEPARTMENT to strictly enforce the Contract in one or more instances does not waive its right to do so in other or future instances."

SC-15.1-NOTIFICATION

In Paragraph 15.1.2, delete, "Section 01310" and replace with Section 01 32 00.

**END OF
SECTION 00800**

NOTICE TO BIDDERS

In an attempt to save money and paper the department will no longer send hard copies out with solicitations on construction projects of the PAM 600. Instead, we have provided web links and contact information below. If you are unable to view this links and would like a hard copy of these documents, please contact the Procurement Officer for this project and request a copy.

Pamphlet 600: Laborers' & Mechanics' Minimum Rates of Pay

<http://labor.state.ak.gov/lss/pamp600.htm>

Pamphlet 400: Title 36 Public Contracts & 8 AAC Chapter 30

<http://labor.state.ak.gov/lss/forms/Pam400.pdf>

Notice of Work / Notice of Completion (Required On All Projects Over \$25K)

You must submit these through “My Alaska” web link at <https://my.alaska.gov/> you must register if not already.

Once you have logged in, return to the home page under “Services for Businesses”, click on “LSS-Online Filing Services”.

<https://certpay.dol.alaska.gov/portal.aspx>

Employment Preference Determination (July 1, 2017)

<http://labor.alaska.gov/lss/forms/2017-employment-pref-determination.pdf>

DOL Alaska Employment Preference Information

<http://labor.alaska.gov/lss/forms/2015-employment-info-sheet.pdf>

Alaska Wage and Hour Administration

Offices / Hours and Web links:

Anchorage: Anchorage.lss-wh@alaska.gov

Phone: 907-269-4909

Fax: 907-269-4915

Juneau: Juneau.lss-wh@alaska.gov

Phone: 907-465-4842

Fax: 907-465-3584

Fairbanks: Fairbanks.lss-wh@alaska.gov

Phone: 907-451-2886

Fax: 907-451-2885

If you have questions or need further assistance, please contact the Procurement Officer.

SECTION 01000
GENERAL REQUIREMENTS

PART 1 GENERAL

1.01 REQUIREMENTS INCLUDED

- 1.02 Related Documents
- 1.03 Work Covered by Contract Documents
- 1.04 Contract Method
- 1.05 Building Permits and Inspections
- 1.06 Substantial / Final Completion
- 1.07 Contractor Use of the Premises
- 1.08 Department of Corrections Occupancy
- 1.09 Department Furnished Products
- 1.10 Alternates
- 1.11 Applications for Payment
- 1.12 Reference Standards
- 1.13 Pre-Bid Site Visit
- 1.14 Progress Meetings
- 1.15 Submittals
- 1.16 Shop Drawings
- 1.17 Product Data
- 1.18 Electricity, Lighting
- 1.19 Heat, Ventilation
- 1.20 Water
- 1.21 Sanitary Facilities
- 1.22 Enclosures / Barriers
- 1.23 Protection of Installed Work
- 1.24 Cleaning During Construction
- 1.25 Removal
- 1.26 Contract Closeout Procedures
- 1.27 Project Record Documents
- 1.28 Operation and Maintenance Data
- 1.29 Warranties
- 1.30 Spare Parts and Maintenance Materials

1.02 RELATED DOCUMENTS

- A. Drawings and general provisions of the contract, including General and Supplementary conditions.

1.03 WORK COVERED BY CONTRACT DOCUMENTS

Work covered by the contract document is located at Goose Creek Correctional Center (GCCC) in Wasilla, Alaska. Work on this contract consists of all materials, equipment, labor, site prep and travel to Wasilla,

Alaska to remove and replace existing Aerco condensing boilers units and replacing with Aerco Benchmark BMK3000 boilers & flue assemblies supplied by DOC. Contractor is to refer to the Scope of Work for more detailed information. Work is located at Goose Creek Correctional Center (GCCC), 22301 West Alsop Road, Wasilla, Alaska 99741.

SCOPE OF WORK:

The Alaska Department of Corrections, Goose Creek Correctional Center, is seeking a turn-key solution for removing the existing Aerco condensing boiler units and replacing them with Aerco Benchmark BMK3000 boilers & flue assemblies provided by the Department, according to the provided design specifications. The intent is to install the new boilers in the current location of the existing boilers. All boilers are located inside the Central Plant on the 2nd floor of the Support & Visitation building. Relocate two existing Smart Plates Domestic water heaters & hot water piping for the kitchen and laundry to new location. Smart Plate location is on the first floor of the Central Plant.

Major Deliverables

- The project will install 12 supplied new boilers and flues.
- Relocate two existing Hot water heat exchangers and new piping as required.

Removal of Existing Boilers

- Demolish the existing Aerco condensing boiler units.
- DOC has first right of refusal on all demolished equipment. Contractor to properly dispose of unwanted equipment in accordance with local regulations.
- Demo of existing piping to the extent necessary for the new boiler installation and relocation of existing hot water heat exchangers.

Installation of New Boilers and Equipment

- Install the 12 Aerco Benchmark BMK3000 boilers and flues supplied by owner.
- Provide rain caps on flue roof penetrations.
- Provide insulation on all new lines. Provide new insulation on existing lines damaged by construction. Insulation to match existing.
- Relocate 2 ea. existing hot water heat exchangers.
- Demolish existing domestic to the extent necessary for new location.
- Paint & patch walls & floors as required.

Integration with Siemens DDC HVAC System

- Ensure integration with the building's automated HVAC controls.
- Boiler monitoring to match existing.
- Project plan and work schedule
- Provide work sequence replacement plan.
- Provide project schedule.
- Provide schedule of values.

Temperature Maintenance

- Maintain a minimum temperature of 68 degrees Fahrenheit in all affected buildings for the duration of the project.
- Hot water outages to be coordinated three days in advance. Shutdowns limited to 24 hours.
- Compliance and Safety
- Adhere to all relevant OSHA safety regulations and standards.
- Ensure minimal disruption to the facility's operations during the project.
- Contractor onsite supervisor shall be OSHA 30 hour certified. Must be present all times work is being performed.

Contractor Responsibilities

- Contractor shall install new boilers and all appurtenances.
- Contractor shall provide equipment to move new boilers to second floor location.
- Contractor is responsible for all patching, painting, and cleaning.
- Contractor is responsible for all water flow balancing associated with the boiler replacement to ensuring that the water flow rates are properly adjusted throughout the system to achieve optimal performance and efficiency of the new boiler.
- Contractor shall provide start-up, commissioning, adjusting, testing and operator training by manufacturers representative.
- Contractor shall provide O&M manuals, as-built drawings, and 1 year warranty on all workmanship.
- Contractor to work closely with manufacturer representative for final approval and acceptance of new work.

Project work will accept upon completion of all requirements specified within the construction contract. Project will be considered substantially complete when the work is ready to be used for its intended purpose. Final Completion will occur when all punch list work, closeout documents, and all other remaining items are accepted as complete.

GCCC is a 24/7 Correctional Facility. Security requirements required. All contractors must be able to pass a security background check prior to start working.

CONTRACT METHOD

- A. All work shall be performed under a single fixed-price contract.

1.04 BUILDING PERMITS AND INSPECTIONS

- A. Contractor shall call for all building inspections required by the City of Wasilla for this project and obtain all required permits for this project.

1.05 SUBSTANTIAL / FINAL COMPLETION

- A. Project shall be substantially completed by **January 31, 2025**, after Award of Contract or Notice to Proceed is issued. Substantial Completion defined by "Work ready for its intended use by the Owner."
- B. Final Completion date is **February 28, 2025**.

1.06 CONTRACTOR USE OF PREMISES

- A. Limit use of premises for Work and for construction operations, to allow for DOC occupancy and security.
- B. Site availability to Contractor is to be coordinated through the On-Site Project Manager.
- C. Contractor is hereby advised that there is no equipment, there are no tools, and there are no materials at the facility available for the use of the Contractor.
 - 1. Project Manager will be Shawn Ratliff, (907) 269-7035, shawn.ratliff@alaska.gov.
 - 2. On-site Contact person, GCCC Maintenance Supervisor

1.07 DEPARTMENT OF CORRECTIONS OCCUPANCY

- A. DOC will not directly occupy project area during the construction period. However, DOC will continue to occupy the facility and inmates and staff will require limited access in and around the construction area during the entire period of construction. Coordinate with the DOC on-site Project Manager to minimize conflict when needing to access construction area.

1.08 DEPARTMENT FURNISHED PRODUCTS – Not Used

1.09 ALTERNATES – See above Scope of Work.

1.10 APPLICATIONS FOR PAYMENT

- A. Submit two copies of application on Application for Payment form provided by the Department or on contractor form acceptable to the Department.
- B. Content & Format: Include contract number, period covered by the project. Identify portion of contract the invoice is for, i.e., Basic Bid and/or Change Order (if applicable).

1.11 REFERENCE STANDARDS

- A. For products specified by association or trade standards, comply with requirements of the standard, except when more rigid requirements are specified or are required by applicable codes.
- B. The date of the standard is that in effect as of the Project Advertisement date, or Effective Date of the Contract when there was no advertisement, except when a specific date is specified.
- C. Specific Required Reference Standards will be listed in each Specification Section.

1.12 PRE-BID SITE VISIT

- A. The DOC has scheduled a pre-bid site visit for **October 1, 2024, at 9:00 AM** local time. **The site visit for this project is mandatory.**

1.13 PROGRESS MEETINGS

- A. Contractor to allow time each week to meet with the Project Manager or his representative to review the work in progress and his proposed schedule. This will be an informal meeting on a day and time convenient to both parties.

1.14 SUBMITTALS

A. Deliver one (1) copy plus the number required for the Contractor's use of Project submittals as directed. Transmit each item under Department accepted format. Apply contractor's review stamp, signed or initialed certifying that review, verification of products required, field dimensions, adjacent construction work, and coordination of information is in accordance with the contract documents. Identify variations from contract documents and products or system limitations.

- B. After DOC review of submittal, revise and resubmit as required.

1.15 SHOP DRAWINGS

- A. When required by the Contract Documents, submit the number of opaque reproductions that Contractor requires, plus four copies, which will be retained by DOC.

1.16 PRODUCT DATA

- A. Where required by the Contract Documents, mark each copy to identify applicable products, models, options, and other data; supplement manufacturers' standard data to provide information unique to the Work.
- B. Submit the number of copies that the Contractor requires, plus four copies that will be retained by the DOC.

1.17 ELECTRICITY, LIGHTING

- A. Connect to existing service; provide branch wiring and distribution boxes located to allow service and lighting by means of construction-type power cords. Department will pay costs of energy used. Take measures to conserve energy.
- B. Provide lighting for construction operations.
- C. Existing and permanent lighting may be used during construction. Maintain lighting and make routine repairs.

1.18 HEAT, VENTILATION

- A. Coordinate use of existing facilities with Department; extend and supplement with temporary units as required to maintain specified conditions for construction operations, to protect materials and finishes from damage due to temperature or humidity. Department will pay costs of energy used.
- B. Prior to operation of permanent facilities for temporary purposes, verify that installation is approved for operation, and that filters are in place. Provide and pay for operation and maintenance.
- C. Provide ventilation of enclosed areas to cure materials, to disperse humidity, and to prevent accumulations of dust, fumes, vapors, or gases.

1.19 WATER

- A. Provided by the Facility. Contact GCCC Maintenance Supervisor to arrange for hook-up.

1.20 SANITARY FACILITIES

- A. Coordinate with the facility.

1.21 ENCLOSURES / BARRIERS

- A. Provide as required to prevent public entry to construction areas to provide for Department and Using Agency's use of site, and to protect existing facilities and adjacent properties from damage from construction operations.
- B. Provide barricades as required by governing authorities for public rights-of-way and for public access to existing building.
- C. Protect against vehicular traffic, stored materials, dumping, chemically injurious materials, and puddling or continuous running water, as required.

1.22 PROTECTION OF INSTALLED WORK

- A. Provide temporary protection for installed products. Control traffic, as required, in immediate area to minimize damage
- B. Provide protective coverings at walls, projections, jambs, sills, and soffits of openings. Protect finished floors and stairs from traffic, movement of heavy objects, and storage.
- C. Prohibit traffic and storage on waterproofed and roofed surfaces, on lawn and landscaped area.

1.23 CLEANING DURING CONSTRUCTION

- A. Control accumulation of waste materials and rubbish, clean area and dispose of off-site.
- B. Clean interior areas prior to start of finish work, maintain areas free of dust and other contaminants during finishing operations.

1.24 REMOVAL

- A. Remove temporary materials, equipment, services, and construction prior to substantial Completion inspection.
- B. Clean and repair damage caused by installation or use of temporary facilities.

1.25 CONTRACT CLOSEOUT PROCEDURES

- A. Comply with procedure stated in the General Conditions of the Contract for issuance of Certificate of Substantial Completion.
- B. Using Agency will occupy Project for the purpose of conduct of business under provision stated in certificate of Substantial Completion.
- C. When Contractor considers work has reached Final Completion, submit written certification that Contract Documents have been reviewed, work has been inspected, and that work is complete in accordance with Contract Documents and requesting Department inspection.
- D. In addition to submittals required by the conditions of the Contract, provide submittals required by governing authorities, and submit a final statement of accounting giving total adjusted Contract Price and sum due.
- E. Department will issue a summary Change Order reflecting final adjustments to Contract price not previously made by Change Order.

1.26 PROJECT RECORD DOCUMENTS - Not Used.

1.27 OPERATION AND MAINTENANCE DATA

A. Provide data for:

1. Mechanical/Plumbing equipment and controls.
2. Electrical equipment, controls, and visual / audible alarms.

A. Operation and maintenance instructions. For each system, give names, addresses, and phone numbers of Subcontractors and Suppliers.

1. Appropriate design criteria.
2. List of equipment.
3. Parts list.
4. Operating instructions.
5. Maintenance instructions, equipment.
6. Maintenance instructions, finishes.
7. Shop drawings and product data.
8. Warranties.

1.28 WARRANTIES

A. Contractor shall guarantee / warranty the work, material, and labor for one (1) year from the date of project acceptance. Provide duplicate, notarized copies.

B. Submit material prior to final application for payment. For equipment put into use with Department permission during construction, submit within 10 days after first operation. For items of work delayed materially beyond date of Substantial Completion, provide updated submittal within 10 days after acceptance, listing date of acceptance as start of warranty period.

1.29 SPARE PARTS AND MAINTENANCE MATERIALS

A. Provide products, spare parts, and maintenance materials from excess materials remaining from that used from construction of work. Coordinate with Department deliver to Project site and obtain receipt prior to final payment.

PART 2 PRODUCTS - Not Used.

PART 3 EXECUTION - Not Used

END OF SECTION

PART 1 GENERAL

1.01 SUMMARY

- A. This document outlines security provisions that the CONTRACTOR working at the Goose Creek Correctional Center (GCCC) will be required to follow. The facility is an occupied maximum-security institution housing unsentenced and sentenced male/female inmates. As the performance of the Work could impact the operation of the institution, the Department of Corrections (DOC) is concerned that the CONTRACTOR understands and complies with its security requirements. The intent of this Section is to prevent: any escape, sabotage, or assault attempt; any disturbance, or the importation of contraband.

1.02 REQUIREMENTS INCLUDED

- A. Security Check
- B. Project Manager
- C. Personnel Access
- D. Vehicle Access
- E. Tool Control
- F. Contraband

1.03 RELATED REQUIREMENTS

- A. Section 01000 – General Requirements

PART 2 PRODUCTS

Not Used

PART 3 EXECUTION

3.01 SECURITY CHECK

- A. All personnel (CONTRACTOR and Subcontractor staff) will be required to undergo a security check prior to commencement of work. A mandatory security briefing will be provided to CONTRACTOR's forces by GCCC prior to start of on-site work.
- B. The CONTRACTOR will submit a list of personnel and a completed "Request for Clearance" form for each individual to the Facilities Manager (Shawn Ratliff) assigned and forwarded to the security officer for review at least 72 hours prior to commencement of work. A clearance form will be provided to the Contractor upon award of the contract. In general, the following information is required for each person:
 - 1. Full name.
 - 2. Residence address.
 - 3. Telephone Number.
 - 4. Date of birth.

5. Social Security Number.
 6. Valid driver's license and state of issue, or other photo identification bearing social security number.
- C. The security check will look for recent or frequent past convictions or for outstanding warrants. GCCC reserves the right to disqualify anyone from access to the work site. A past conviction will not automatically disqualify.

3.02 PROJECT MANAGER

- A. **Shawn Ratliff, Project Manager**, or designee will be the liaison between the CONTRACTOR and the facilities.
- B. In the event of an emergency affecting the secure operation of GCCC, the Project Manager is authorized to direct the CONTRACTOR to take appropriate action. The directions of the Project Manager will be followed immediately.
- C. The Project Manager shall be briefed each week by the CONTRACTOR regarding the CONTRACTOR's work requirements and weekly work plan for the subsequent week. This briefing may be performed concurrently with the progress meetings that may be required under the contract.

3.03 PERSONNEL ACCESS

- A. Access to the Work site, which is within a correctional facility, will be monitored and controlled by the Department of Corrections to prevent importation of contraband and escape of inmates.
- B. Construction crews will report to the front desk at the beginning of each shift to obtain their identification badge or visitors badge and sign in on the Contractor's log. At the end of each shift, workmen will return their badges to this office and sign out on the Contractor's log. If workers leave the compound at lunch, they will leave as a group. Contractor should encourage workmen to bring lunch rather than leave.
- C. Contractors, Subcontractors, Employees may be denied access or be removed from the facility for the following reasons:
1. Contractors or workers that are incompetent, careless, or otherwise detrimental to the work or the security of the facility.
 2. Security requirements.
 3. Disruptive, abrasive, and/or argumentative conduct.
 4. Being under the influence of Alcohol, Drugs and/or any substance that is considered contraband by the Facility.
 5. Refusal to submit to search of personal property/belongings or themselves.
 6. Health problems.
 7. Failure to show proper identification.
 8. Failure to follow the direction of Correctional Officers and/or staff members.
 9. Having any contact or interaction with inmates.
 10. Failure to pass security check.

11. Failure to secure tools and work areas. (Contractor is required to provide personnel to secure his work area and tools. This means that there will be a member of the Contractor's staff in the active work area. If no personnel are physically present in the work area, the work area and/or tools will be secured.)

3.04 VEHICLE ACCESS

- A. No privately-owned vehicles may enter inside the security fence without approval of the DOC on-site Security Officer. Employee vehicles can be parked in the employee/visitor parking lot outside the security fence.
- B. Authorized work vehicles, i.e. job site trailers and trucks may be left inside the fence in a location if they can be secured and upon the approval of the facilities on-site Security Officer.

3.05 TOOL CONTROL

- A. Do not leave prisoner-accessible work areas unattended without first removing or securing all tools and objects that would be considered contraband.
- B. At the end of each workday, remove all tools and equipment from inmate-accessible work areas and store within locked cabinets, locked containers, or locked storage trailers.
- C. Maintain written inventory of tools and equipment daily. Tools and equipment that cannot be accounted for at the end of each workday shall be brought to the immediate attention of the Security Officer.

3.06 CONTRABAND

- A. The mailing, bartering, introducing, exchanging, or buying of items between inmates and contractors or their employees is strictly prohibited without the written consent of the Superintendent of the institution.

The following quotes are from Alaska Statutes and are provided herein to inform the CONTRACTOR:

Title 11 - Alaska Statutes

Section 11.56.375, Promoting contraband in the first degree.

1. A person commits the crime of promoting contraband in the first degree if the person violates AS 11.56.380 and the contraband is:
 - a. a deadly weapon;
 - b. an article that is intended by the defendant to be used as a means of facilitating an escape;
 - c. a controlled substance; or
2. Promoting contraband in the first degree is a class C felony.

Section 11.56.380, Promoting contraband in the second degree.

1. A person commits the crime of promoting contraband in the second degree if the person:
 - a. Introduces, takes, conveys, or attempts to introduce, take, or convey contraband into a correctional facility; or
 - b. Makes, obtains, possesses, or attempts to make, obtain, or possess anything that person knows to be contraband while under official detention within a correctional facility.
2. Promoting contraband in the second degree is a Class A misdemeanor.
 - a. Effective August 26, 1999, contraband includes tobacco products.

Sec. 11.56.390, definition:

In AS 11.56.300-11.56.390, "contraband" means any article or thing which persons confined in a correctional facility are prohibited by law from obtaining, making, or possessing in that correctional facility."

END OF SECTION

SECTION 01560 - CLEANING

PART 1 - GENERAL

1.1 DESCRIPTION

- A. Execute cleaning during progress of the Work and at completion of the Work.

1.2 DISPOSAL REQUIREMENTS

- A. Conduct cleaning and disposal operations to comply with codes, ordinances, regulations, and anti-pollution laws.

PART 2 - PRODUCTS

2.1 MATERIALS

- A. Use only those cleaning materials which will not create hazards to health or property and which will not damage surfaces.

PART - EXECUTION

3.1 DURING CONSTRUCTION

- A. Execute periodic cleaning to keep the Work, the site, and adjacent properties free from accumulations of waste materials, rubbish, and wind blown debris resulting from construction operations.
- B. Provide on-site containers for the collection of waste materials, debris, and rubbish.
- C. Properly remove waste materials, debris and rubbish from the site and legally dispose of.

3.2 DUST CONTROL

- A. Schedule operations so that dust and other contaminants resulting from cleaning process will not fall on wet or newly coated surfaces.

3.3 FINAL CLEANING

- A. Employ skilled workmen for final cleaning.
- B. Remove grease, adhesives, dust, dirt, stains, fingerprints, labels, and other foreign materials from sight-exposed interior and exterior surfaces.
- C. Prior to final completion or Using Agency occupancy, the Contractor shall conduct an inspection of sight-exposed interior surfaces and all Work areas to verify that the entire Work is clean.

END OF SECTION



STATE OF ALASKA
DEPARTMENT OF CORRECTIONS

**ALASKA VETERAN PREFERENCE
CERTIFICATION**

In response to the advertised procurement for:

Project Name and Number _____,

Bidder (Contractor) _____

Operation of Alaska Veteran Preference

Procurement preferences under the Alaska Procurement Code are benefits that the State grants only to qualified bidders. Under AS 36.30.321, an eligible entity receives a five percent preference to the price of in the bidder's proposal if the bidder meets three requirements.

The bidder must be:

1. an "Alaska Veteran";
2. a "Qualifying Entity"; and
3. an "Alaska Bidder".

Unless a bidder satisfies all three requirements and furnishes corresponding certifications, it is not eligible for the Alaska Veteran Preference. This preference may not exceed \$5,000.

Instructions regarding Alaska Veteran Preference

A bidder that claims the Alaska Veteran Preference must review and complete the "Alaska Veteran Certification", the "Qualifying Entity Certification", and the "Alaska Bidder Certification". The individual that signs a certification shall include his/her printed name and position within bidder's organization, e.g., sole proprietor, partner, etc. If a bidder fails to submit properly completed certifications, the Department will not apply the claimed preference.

Alaska Veteran Certification

(To be completed by individual(s) upon whom the bidder relies in claiming the Alaska Veteran status. If bidder is a partnership, limited liability company, or corporation, then a majority of partners, members, or shareholders who are Alaska Veterans must sign this Alaska Veteran Certification for the Bidder to be eligible for this preference.)

I hereby represent to the Department that:

I served in the armed forces of the United States, a reserve unit of the United States armed forces, the Alaska Territorial Guard, the Alaska Army National Guard, the Alaska Air National Guard, or the Alaska Naval Militia; and

I was separated from service under a condition that was not dishonorable; and

I am Alaska resident in that I am physically present in the State of Alaska with the intent to remain in the State indefinitely and to make a home in the State.

I certify under penalty of perjury that the foregoing statements are true and correct as they apply to me.

By (signature)

Date

Printed name

Title

Qualifying Entity Veteran Certification

The bidding entity for which I am the duly authorized representative is a:

(Check the appropriate box)

- sole proprietorship owned by an Alaska Veteran;
- partnership under AS 32.06 or AS 32.11 and a majority of the partners are Alaska Veterans;
- limited liability company organized under AS 10.50 and a majority of the members are Alaska Veterans;
or
- corporation that is wholly owned by individuals and a majority of the individuals are Alaska Veterans.

By applying my signature below, I certify under penalty of perjury that I am the duly appointed representative of this bidder, which has authorized and empowered me to legally bind it concerning the proposal and that the statement I have acknowledged above by checking the appropriate box is true and correct.

By (signature)

Date

Printed name

Title

Alaska Bidder Certification

(To complete your claim for the Alaska Veteran Preference, you must also submit an Alaska Bidder Certification, which the bidder can view, download, and print from the AKDOT&PF's Bid Express Proposal page.)



State of Alaska
Department of Corrections
REQUEST FOR CLEARANCE

Contractor/Contract Staff Background
Check

Date: _____

Applicant Name: _____

Mailing Address: _____

Purpose of this check: _____

Date of Birth: _____ Social Security # : _____

Alaska driver's license #: _____

Other states applicant has resided in and the dates: _____

Prior criminal history (including the state the offense occurred in): _____

Is applicant currently on probation or parole? _____ If yes, where? _____

Does applicant have any relatives or acquaintances presently incarcerated in Alaska or under the Dept. of Corrections supervision? _____ If yes, state the person's name/location: _____

Clearance requested by (Contractor): _____

Address: _____ Phone: _____

The information that I have provided is true and accurate to the best of my knowledge. I authorize the Department of Corrections to perform a background investigation for any and all prior convictions or current warrants.

Signature of applicant: _____ Date: _____

Contractor's signature: _____ Date: _____

DO NOT WRITE BELOW THIS SECTION

* * * * *

APSIN/WANTS: Clear: _____ Wants: _____ See Attached: _____

NCIC/WANTS: Clear: _____ Wants: _____ See Attached: _____

Criminal History Check (AK) No record found: _____ See Attached: _____

Criminal History Check (other states) No record found: _____ See Attached: _____

Request Granted: _____ Request Denied: _____

Reason for denial: _____

Director/Superintendent (or designee): _____ Date: _____

ALL SEXUAL BEHAVIOR IS PROHIBITED
ZERO-TOLERANCE POLICY
PRISON RAPE ELIMINATION ACT (PREA)


1. Alaska Department of Corrections Policy and Procedure 808.19 Prisoner Rights, Sexual Abuse / Sexual Assault and Reporting establishes a **zero-tolerance** policy toward sexual misconduct and provides guidelines and procedures consistent with the Prison Rape Elimination Act (PREA) to reduce the risk of sexual misconduct within the correctional setting.
2. Sexual assault, sexual misconduct, and sexual harassment, or any type of sexual behaviors are PROHIBITED.
3. Types of Sexual Assault, Misconduct, and Harassment
 - Prisoner-on-employee/contract worker/volunteer
 - Employee/contract worker/volunteer-on-prisoner
 - Prisoner on prisoner
4. Acts of Sexual Assault, Misconduct, and Harassment
 - **There is NO allowable consensual agreement between DOC employees, contract workers, volunteers, or offenders to engage in ANY sexual behavior or act.**
 - The physical act
 - The attempt of the physical act, including inappropriate touching and exhibitionism.
 - Threats, intimidation, and actions/communications meant to coerce or pressure another to engage in the inappropriate act.
 - Retaliation against individuals reporting prohibited sexual behavior is prohibited and punishable.
5. All Department personnel, contractors or volunteers who receive information concerning prisoner sexual misconduct or have reasonable belief to suspect a prisoner is a victim of sexual misconduct or observe an incident or behavior shall immediately report the information to the most appropriate supervisory staff. The information shall be documented on an Incident Report form 809.03A.
6. Prisoners may report allegations of conduct prohibited by Policy and Procedures 808.09, including threats of sexual misconduct to any Department employee, contractor, or volunteer. The such allegation may be reported verbally, in writing, or may be made by a third party.
7. All reports of prohibited sexual behavior will be referred to a law enforcement agency for investigation and referral to the Alaska State Troopers by the Department of Corrections.
8. Privileged communications between ordained clergy, medical or mental health staff, and clients does not extend to the matter that threatens the safety of the institution, staff, or prisoners; if it contains a threat to public safety or if it is specifically addressed by state statutes.
9. Confidentiality: All information related to a victim of sexual abuse or sexual harassment shall be considered confidential and shall be released only to those who need the information to perform their official duties.

I HAVE READ, UNDERSTOOD, AND AGREE WITH THE ABOVE RULES.

*** I also acknowledge that I have been informed of my Prison Rape Elimination Act Responsibilities.***

Name (print and sign)

Date

STATE OF ALASKA Department of Corrections FACILITIES	SUBSTITUTION REQUEST FORM	
---	----------------------------------	---

Project: GCCC Boiler Replacement Phase II Project No.: 240002942

Contractor: _____

Specified item for which substitution is requested (reference the specification section and paragraph):

The following product is submitted for substitution (describe proposed substitution and attach applicable catalog cuts):

I certify the following:

- | Yes | No | |
|--------------------------|--------------------------|--|
| <input type="checkbox"/> | <input type="checkbox"/> | The substitute will perform adequately and achieve the results called for by the general design. |
| <input type="checkbox"/> | <input type="checkbox"/> | The substitute is similar, of equal substance, suited to the same use, and will provide the same warranty as the product specified. |
| <input type="checkbox"/> | <input type="checkbox"/> | The evaluation and approval of the proposed substitute will not delay the Substantial or Final Completion of the project. |
| <input type="checkbox"/> | <input type="checkbox"/> | Any change in the design necessitated by the proposed substitution will not delay the Substantial or Final Completion of the project. |
| <input type="checkbox"/> | <input type="checkbox"/> | The cost of any change in the design necessitated by the proposed substitution will be paid by the contractor at no cost to the State. |
| <input type="checkbox"/> | <input type="checkbox"/> | The cost of any license fee or royalty necessitated by the proposed substitution will be paid by the contractor at no cost to the State. |

Signed: _____ Date: _____
Authorized Contractor Signature

Architect/Engineer Recommendation:

- Accepted
 Accepted as Noted
 Not Accepted
 Received Too Late

Remarks:

Architect/Engineer Signature: _____ Date: _____

- Recommend Acceptance
 Recommend Rejection _____ Date: _____
Resident Engineer

- Accepted
 Rejected _____ Date: _____
Project Manager

SECTION 23 05 00 - COMMON WORK RESULTS FOR HVAC

PART 1 - GENERAL

1.1 SCOPE

- A. All provisions of the Contract including the General and Supplementary Conditions and the General Requirements apply to this work.

1.2 WORK INCLUDED

- A. The work to be included in these and all other mechanical subsections shall consist of providing, installing, adjusting, and setting into proper operation complete and workable systems for all items shown on the drawings, described in the specifications or reasonably implied. This shall include the planning and supervision to coordinate the work with other crafts and to maintain a proper time schedule for delivery of materials and installation of the work.
- B. Division 01 of the specifications is to be specifically included as well as all related drawings.

1.3 RELATED WORK

- A. Related Work Specified Elsewhere:
 - 1. Electrical Specifications: Division 26.
- B. Unless otherwise indicated on the electrical drawings or the electrical schedules, provide all mechanical equipment motors, motor starters, thermal overload switches, control relays, time clocks, thermostats, motor operated valves, float controls, damper motors, electric switches, electrical components, wiring and any other miscellaneous Division 23 controls. Disconnect switches are included in the electrical work, unless specifically called out on mechanical plans.
- C. Carefully coordinate all work with the electrical work shown and specified elsewhere.

1.4 REFERENCED CODES - LATEST ADOPTED EDITION

- A. NFPA 13 Installation of Sprinkler Systems.
- B. NFPA 70 National Electrical Code (NEC).
- C. IMC International Mechanical Code.
- D. UPC Uniform Plumbing Code.
- E. IFC International Fire Code.
- F. IBC International Building Code.

1.5 PROJECT RECORD DRAWINGS

- A. In addition to other requirements of Division 01, mark up a clean set of drawings as the work progresses to show the dimensioned location and routing of all mechanical work which will become permanently concealed. Show routing of work in concealed blind spaces within the building. Show exact dimensions of buried piping off columns or exterior walls.

- B. Maintain record documents at job site in a clean, dry, and legible condition. Keep record documents available for inspection by the Project Manager.
- C. Show the location of all valves and their appropriate tag identification.
- D. At completion of project, deliver these drawings to the Owner and obtain a written receipt.

1.6 SUBMITTALS

- A. See General Conditions and the General Requirements in Division 01 regarding submittals.
- B. Submit by specification section complete and all at one time; partial submittals will not be considered. Submittals shall be provided in electronic PDF Format. The data in the electronic file shall be arranged and indexed under basic categories in order of the Specification Sections. An index shall be included with bookmarks and identifying tabs between sections and references to sections of specifications.
- C. Catalog sheets shall be complete and the item or model to be used shall be clearly marked and identified as to which item in the specifications or on the drawings is being submitted and with drawing fixture number where applicable.
- D. Only submit on items specifically required by each specification section. If a submittal has not been requested, it will not be reviewed.

1.7 OPERATING AND MAINTENANCE MANUALS

- A. See General Conditions and the General Requirements in Division 01 regarding Operating and Maintenance Manuals.
- B. Submit maintenance manuals to the Engineer covering all equipment, devices, etc. installed by the Contractor.
- C. The operation and maintenance manuals shall be submitted by specification section complete and all at one time; partial operations and maintenance manual submittals will not be considered. The operation and maintenance manuals shall be provided in electronic PDF Format. The data in the electronic file shall be arranged and indexed under basic categories. An index shall be included with bookmarks and identifying tabs between sections and references to sections of specifications. The manual shall contain, but not limited to, the following types of information:
 - 1. Cover sheet with name, address, telephone number of Contractor, General Contractor and major equipment suppliers.
 - 2. Catalog cuts of all equipment, etc. installed (Marked to identify the specific items used).
 - 3. Manufacturer's maintenance and overhaul instruction booklets including exploded views.
 - 4. Identification numbers of all parts and nearest sources for obtaining parts and services.
 - 5. Reduced scale drawings of the control system and a verbal description of how these controls operate.
 - 6. Written summary of instructions to Owner.
 - 7. All manufacturers' warranties and guarantees.

8. Contractors Warranty Letter.

- D. A periodic maintenance form that includes all the equipment shall be provided with the maintenance manual. The form shall list each piece of equipment and how often maintenance is required (daily, weekly, monthly, annually). Opposite each task shall be squares for check-off for a full year (initials) to verify that the tasks are being done.

1.8 HANDLING

- A. See General Conditions and the General Requirements in Division 01 regarding material handling.
- B. Deliver packaged materials to job site in unbroken packages with manufacturer's label, and store to facilitate inspection and installation sequence. All items must be labeled and identified as to make, size and quality.

1.9 SUBSTITUTIONS

- A. See General Conditions and the General Requirements in Division 01 for substitution request procedures.
- B. In accordance with the General Conditions and the General Requirements in Division 01, Substitution and Product Options, all substitute items must fit in the available space, and be of equal or better quality including efficiency performance, size, and weight, and must be compatible with existing equipment. The Owner shall be the final authority regarding acceptability of substitutes.

1.10 DIMENSIONS

- A. Before ordering any material or doing any work, the Contractor shall verify all dimensions, including elevations, and shall be responsible for the correctness of the same. No extra charge or compensation will be allowed on account of differences between actual dimensions and measurements indicated on the drawings.
- B. Any differences, which may be found, shall be submitted to the Owner for consideration before proceeding with the work.

1.11 MANUFACTURER'S DIRECTIONS

- A. All manufactured articles shall be applied, installed, and handled as recommended by the manufacturer, unless specifically called out otherwise. Advise the Architect/Engineer of any such conflicts before installation.

1.12 PERMITS, FEES, ETC.

- A. The Contractor under each Division of these specifications shall arrange for a permit from the local authority. The Contractor shall pay for any inspection fees or other fees and charges required by ordinance, law, codes, and these specifications.

1.13 TESTING

- A. The Contractor under each section shall perform the various tests as specified and required by the Architect, Engineer and as required by applicable code, the State and local authorities. The Contractor shall furnish all labor, fuel and materials necessary for making tests.

1.14 TERMINOLOGY

- A. Whenever the words "furnish", "provide", "furnish and install", "provide and install", and/or similar phrases occur, it is the intent that the materials and equipment described be furnished, installed and connected under this Division of the Specifications, complete for operation unless specifically noted to the contrary.
- B. Where a material is described in detail, listed by catalogue number, or otherwise called for, it shall be the Contractor's responsibility to furnish and install the material.
- C. The use of the word "shall" convey a mandatory condition to the contract.
- D. "This section" refers to the section in which the statement occurs.
- E. "The project" includes all work in progress during the construction period.
- F. In describing the various items of equipment, in general, each item will be described singularly, even though there may be a multiplicity of identical or similar items.

1.15 SCHEDULE OF WORK

- A. The work under the various sections must be expedited and close coordination will be required in executing the work. The various trades shall perform their portion of the work at such times as directed to meet scheduled completion dates, and to avoid delaying any other trade. The Architect will set up completion dates. Each contractor shall cooperate in establishing these times and locations and shall process work so as to ensure the proper execution of it.

1.16 COOPERATION AND CLEANING UP

- A. The Contractor for the work under each section of the specifications shall coordinate the Contractors work with the work described in all other sections of the specifications to the end that, as a whole, the job shall be a finished one of its kind, and shall carry on the work in such a manner that none of the work under any section of these specifications shall be handicapped, hindered or delayed at any time.
- B. At all times during the progress of the work, the Contractor shall keep the premises clean and free of unnecessary materials and debris. The Contractor shall, on direction at any time from the Architect, clear any designated areas or area of materials and debris. On completion of any portion of the work, the Contractor shall remove from the premises all tools and machinery and all debris occasioned by the work, leaving the premises free of all obstructions and hindrances.

1.17 WARRANTY

- A. Unless a longer warranty is hereinafter called for, all work, materials and equipment items shall be warrantied for a period of one year after acceptance by the Owner. All defects in labor and materials occurring during this period, as determined by the Architect/Engineer, shall be repaired and/or replaced to the complete satisfaction of the Architect/Engineer. Guarantee shall be in accordance with Division 01.

1.18 COMPLETION REQUIREMENTS

- A. In accordance with the General Conditions and the General Requirements in Division 01, Project Closeout; before acceptance and final payment, the Contractor shall furnish:

1. Accurate project record drawings, shown in red ink on prints, showing all changes from the original plans made during installation of the work.
2. Contractors One Year Warranty.
3. All Manufacturers' Guarantees.
4. Operation and Maintenance Manuals.

1.19 INSPECTION OF SITE - REMODEL PROJECTS

- A. The accompanying plans do not indicate completely the existing plumbing and mechanical installations. The bidders for the work under these sections of the specifications shall inspect the existing installations and thoroughly acquaint themselves with conditions to be met and the work to be accomplished in removing and modifying the existing work, and in installing the new work in the present building and underground serving to and from that structure. Failure to comply with this shall not constitute grounds for any additional payments in connection with removing or modifying any part of the existing installations and/or installing any new work.

1.20 RELOCATION OF EXISTING INSTALLATIONS

- A. There are portions of the existing plumbing, mechanical and electrical systems, which shall remain in use to serve the finished building in conjunction with the indicated new installations. By actual examination at the site, each bidder shall determine those portions of the remaining present installations, which must be relocated to avoid interference with the installations of new work of the Contractors particular trade and that of all other trades. All such existing installations, which interfere with new installations, shall be relocated by the Contractor.

1.21 SALVAGE MATERIALS

- A. The Contractor shall remove existing equipment, duct, grilles, and other items associated with the mechanical systems where no longer required for the project. Where such items are exposed to view or uncovered by any cutting or removal of general construction and has no continuing function (as determined by the Architect/Engineer), they shall be removed.
- B. All items or materials removed from the project shall be made available for the Owner's inspection. The Owner retains the option to claim any item or material. Contractor shall deliver any claimed item or material in good condition to the place designated by the Owner. All items not claimed become the property of the contractor and shall be removed from the site.

PART 2 - PRODUCTS

2.1 MATERIALS

- A. All equipment shall be regularly cataloged items of the manufacturer and shall be supplied as a complete unit in accordance with the manufacturer's standard specifications along with any optional items required for proper installation unless otherwise noted. Maintain manufacturer's identification, model number, etc. on all equipment at all times.
- B. Where more than one of an item is to be provided, all of the items shall be identical manufacture, make, model, color, etc.

2.2 RESTRICTED MATERIALS

- A. No materials containing asbestos in any form shall be allowed.

- B. No solder or flux containing lead shall be used on this project.
- C. Where materials or equipment provided by this Contractor are found to contain restricted materials, such items shall be removed and replaced with non-restricted materials items. Entire cost of restricted materials removal and disposal and cost of installing new items shall be the responsibility of the Contractor for those restricted materials containing items installed by the Contractor.

2.3 PIPE HANGERS AND SUPPORTS

- A. Acceptable Manufacturers:
 - 1. Anvil.
 - 2. PHD Manufacturing, Inc.
 - 3. Michigan Hanger Company.
 - 4. B-Line Systems, Inc.

2.4 HANGER RODS

- A. Steel Hanger Rods: Threaded both ends, or continuous threaded.

2.5 FLASHING

- A. Metal Flashing: 26-gauge minimum galvanized steel.
- B. Metal Counter Flashing: 22-gauge minimum galvanized steel.
- C. Flexible Flashing: 47-mil thick sheet butyl, compatible with roofing.
- D. Caps: Steel, 22-gauge minimum; 16-gauge at fire resistant elements.

2.6 FORMED STEEL CHANNEL

- A. Manufacturers:
 - 1. Allied Tube & Conduit Corp.
 - 2. B-Line Systems.
 - 3. Midland Ross Corporation, Electrical Products Division
 - 4. Unistrut Corp.
 - 5. Substitutions under provisions of Division 01.
- B. Product Description: Galvanized 12 gauge (2.8 mm) thick steel. With holes 1-1/2 inches (38 mm) on center.

PART 3 - EXECUTION

3.1 DRAWINGS

- A. The drawings are partly diagrammatic, not necessarily showing all offsets or exact locations of piping and ducts, unless specifically dimensioned. The contractor shall provide all materials and labor necessary for a complete and operable system. Complete details of the building which

affect the mechanical installation may not be shown. For additional details, see Electrical Drawings. Coordinate work under this section with that of all related trades.

3.2 INSTALLATION

- A. All work shall comply with the latest adopted applicable codes and ordinances including, but not limited to, the IMC, UPC, IBC, NEC, NFPA, IECC, IFGC and IFC Standards; all local and state amendments to all codes and standards.
- B. Obtain and pay for all inspection fees, connection charges and permits as a part of the Contract.
- C. Compliance with codes and ordinances shall be at the Contractor's expense.
- D. Install in accordance with manufacturer's instructions.

3.3 MEASUREMENTS

- A. Verify all measurements on the job site.
- B. Locate all equipment on the centers of walls, openings, spaces, etc., unless specified otherwise.
- C. Check all piping, ducts, etc. to clear openings.
- D. Rough-in dimensions shall be per manufacturer's recommendations and in compliance with current ADA and ANSI 117.1 standards.

3.4 OPERATING INSTRUCTIONS

- A. Before the facility is turned over to the Owner, instruct the Owner or Owner's personnel in the operation, care and maintenance of all systems and equipment under the jurisdiction of the Mechanical Division. These instructions shall also be included in a written summary in the Operating Maintenance Manuals.
- B. The Operation and Maintenance Manuals shall be utilized for the basis of the instruction. Provide a minimum of one hour of onsite instruction to the owner designated personnel.
- C. When required by individual specification sections provide additional training on HVAC systems and equipment as indicated in the respective specification section.
- D. Provide schedule for training activities for review prior to start of training.

3.5 SYSTEM ADJUSTING

- A. Each part of each system shall be adjusted and readjusted as necessary to ensure proper functioning of all controls, proper air distribution, elimination of drafts, noise, and vibration.

3.6 CUTTING, FITTING, REPAIRING, PATCHING AND FINISHING

- A. Arrange and pay for all cutting, fitting, repairing, patching, and finishing of work by other trades where it is necessary to disturb such work to permit installation of mechanical work. Perform work only with craftsmen skilled in their respective trades.
- B. Avoid cutting, insofar as possible, by setting sleeves, frames, etc. and by requesting openings in advance. Assist other trades in securing correct location and placement of rough-frames, sleeves, openings, etc. for ducts and piping.

**Section 23 05 00
COMMON WORK RESULTS FOR HVAC**

- C. Cut all holes neatly and as small as possible to admit work. Include cutting where sleeves or openings have been omitted. Perform cutting in a manner so as not to weaken walls, partitions, or floors. Drill holes required to be cut in floors without breaking out around holes.

3.7 PAINTING

- A. Perform all of the following painting in accordance with provisions of Division 09 with colors as selected by the Architect. Provide the following items as a part of mechanical work:
1. Factory applied prime and finish coats on mechanical equipment.
 2. Factory applied prime and finish coat on all air registers, grilles and diffusers, unless otherwise specified.
 3. Factory applied prime coat on access doors.
 4. Pipe identification where specified.
- B. If factory finish on any equipment furnished is damaged in shipment or during construction, refinish to equal original factory finish.

3.8 IDENTIFICATION

- A. Tag all valves with heat resistant laminated plastic labels or brass tags engraved with readily legible letters. Securely fasten to the valve stem or bonnet with beaded chain. Provide a framed, typewritten directory under glass, and installed where directed. Provide complete record drawings that show all valves with their appropriate label. Seton 250-BL-G, or 2961.20-G, 2" round or equal.
- B. Label all equipment with heat resistant laminated plastic labels having engraved lettering ½" high. If items are not specifically listed on the schedules, consult the Engineer concerning designation to use. Seton engraved Seton-Ply nameplates or equal.
- C. Identify piping to indicate contents and flow direction of each pipe exposed to view by a labeled sleeve in letters readable from floor at least once in each room and at intervals of not more than 20' apart and on each side of partition penetrations. Coloring scheme in accordance with ANSI A13.1-1981, Seton Opti-Code or equal.

3.9 PIPE HANGERS AND SUPPORTS

- A. Support piping as follows:

Pipe Size	Max. Hanger Spacing	Hanger Diameter
½ to 1-¼ inch	6'-0"	3/8"
1-½ to 2 inch	10'-0"	3/8"
2-½ to 3 inch	10'-0"	½"
4 to 6 inch	10'-0"	5/8"

Pipe Size	Max. Hanger Spacing	Hanger Diameter
8 to 12 inch	14'-0"	7/8"

Notes:

^a See piping manufacturer installation instructions for additional requirements.

- B. Install hangers to provide minimum ½ inch space between finished covering and adjacent work.
- C. Place a hanger within 12 inches of each horizontal elbow.
- D. Use hangers with 1-½ inch minimum vertical adjustment.
- E. Support vertical piping at every floor.
- F. Where several pipes can be installed in parallel and at the same elevation, provide multiple or trapeze hangers.
- G. Support riser piping independently of connected horizontal piping.

3.10 SEISMIC RESTRAINT

A. General:

- 1. All equipment, piping and ductwork shall be restrained to resist seismic/wind forces per the applicable building code(s) as a minimum. Restraint attachments shall be made by bolts, welds, or a positive fastening method. Friction shall not be considered. All attachments shall be proven capable of accepting the required wind load by calculations. Additional requirements specified herein are included specifically for this project.

B. Equipment Restraints:

- 1. Seismically restrain equipment all equipment. Install fasteners, straps and brackets as required to secure the equipment.

C. Duct Systems:

- 1. Seismically restrain all ductwork listed below, using seismic cable restraints:
 - a. All ducts with cross-sectional area equal to or greater than 6 ft² (0.55 m²).
 - b. Any ductwork which if it were to fail would result in damage to a piece of equipment or building function that has a component importance factor of 1.5.
 - c. All ductwork weighing more than 17 lbs/ft (25 kg/m).
- 2. "12-inch rule", where duct can be exempted from seismic restraint based on the length of the support rods, is accepted if one of the following conditions are met:
 - a. The hangers shall be detailed to avoid significant bending of the hangers and their attachments. The maximum stress due to combined loading including bending in the hangers must be less than 21.6 ksi.
 - b. Isolation hangers are added to hanger rod to provide swivel joint and to prevent bending moment in hanger.

Section 23 05 00
COMMON WORK RESULTS FOR HVAC

3. Space lateral supports a maximum of 30' o.c. (9 m), and longitudinal supports a maximum of 60' (18 m) o.c.
4. Duct risers shall be restrained at floor penetrations every 30' (9 m) maximum spacing.
5. Brace a change of direction longer than 12' (3.7 m).
6. Install restraint cables so they do not bend across edges of adjacent equipment or building structure.

D. Piping Systems:

1. For projects with a Seismic Design Category of C, provide seismic cable restraints on the following:
 - a. All piping systems assigned a component importance factor, I_p , of 1.5 with a nominal pipe diameter greater than 2" (50 mm) or trapeze-supported piping with combined operating weight over 10 lbs/ft (15 kg/m).
2. For projects with a Seismic Design Category of D, E or F, provide seismic cable restraints on the following:
 - a. All piping greater than 3" (75 mm) nominal diameter.
 - b. All piping systems assigned a component importance factor, I_p , of 1.5 with a nominal pipe diameter greater than 1" (25 mm) or trapeze-supported piping with combined operating weight over 10 lbs/ft (15 kg/m).
3. "12-inch rule", where pipe can be exempted from seismic restraint based on the length of the support rods, is accepted if one of the following conditions are met:
 - a. Hangers are detailed to avoid bending of the hangers and their attachment; and provisions are made for piping to accommodate expected deflections. The maximum stress due to combined loading including bending in the hangers must be less than 21.6 ksi.
 - b. Isolation hangers are added to hanger rod to provide swivel joint and to prevent bending moment in hanger.
4. Restraint spacing:
 - a. For ductile piping, space lateral supports a maximum of 40' (12 m) o.c., and longitudinal supports a maximum of 80' (24 m) o.c.
 - b. For non-ductile piping (e.g., cast iron, PVC) space lateral supports a maximum of 20' (6 m) o.c., and longitudinal supports a maximum of 40' (12 m) o.c.
 - c. For piping with hazardous material inside (e.g., natural gas, medical gas) space lateral supports a maximum of 20' (6 m) o.c., and longitudinal supports a maximum of 40' (12 m) o.c.
 - d. For pipe risers, restrain the piping at floor penetrations using the same spacing requirements as above.
5. Brace a change of direction longer than 12' (3.7 m).
6. Longitudinal restraints for single pipe supports shall be attached directly to the pipe, not to the pipe hanger.
7. For supports with multiple pipes (trapezes), secure pipes to trapeze member with clamps approved for application.
8. Install restraint cables so they do not bend across edges of adjacent equipment or building structure.
9. Install flexible metal hose loops in piping which crosses building seismic joints, sized for the anticipated amount of movement.

**Section 23 05 00
COMMON WORK RESULTS FOR HVAC**

10. Install flexible piping connectors where adjacent sections or branches are supported by different structural elements, and where the connections terminate with connection to equipment that is anchored to a different structural element from the one supporting the connections as they approach equipment.
11. Coordinate seismic restraints with thermal expansion compensators, guides and anchor points. Thermal expansion anchor points shall be designed to accommodate seismic forces.

3.11 INSTALLATION OF EQUIPMENT

- A. Unless otherwise indicated, mount all equipment and install in accordance with manufacturer's recommendations and approved submittals.
- B. Maintain manufacture recommended minimum clearances for access and maintenance.
- C. Where equipment is to be anchored to structure, furnish and locate necessary anchoring and vibration isolation devices.
- D. Furnish all structural steel, such as angles, channels, beams, etc. required to support all piping, ductwork, equipment, and accessories installed under this Division. Use structural supports suitable for equipment specified or as indicated. In all cases, support design will be based upon data contained in manufacturer's catalog.
- E. Openings: Arrange for necessary openings in buildings to allow for admittance and reasonable maintenance or replacement of all equipment furnished under this Contract.
- F. Access Doors: Provide as necessary for reasonable maintenance of all equipment valves, controls, etc.

END OF SECTION

SELECTIVE DEMOLITION FOR HEATING, VENTILATING, AND AIR CONDITIONING (HVAC)

SECTION 23 05 05 - SELECTIVE DEMOLITION FOR HEATING, VENTILATING, AND AIR CONDITIONING (HVAC)

PART 1 - GENERAL

1.1 DESCRIPTION

- A. Work specified in this Section includes the demolition, removal, and disposition of certain mechanical work.
- B. Drawings, the provisions of the Agreement, and Administrative Specification Sections apply to all work of this Section.

PART 2 - PRODUCTS (Not Used)

PART 3 - EXECUTION

3.1 EXAMINATION

- A. Prior to starting work, carefully inspect installed work of other trades and verify that such work is complete to the point where work of this Section may properly commence. Notify the Architect in writing of conditions detrimental to the proper and timely completion of the work.
- B. Do not begin installation until all unsatisfactory conditions are resolved. Beginning work constitutes acceptance of conditions as satisfactory.

3.2 DEMOLITION, REMOVAL AND DISPOSITION

- A. Piping, Ductwork, And Equipment To Be Removed: Remove all piping, ductwork, and equipment as indicated on the Drawings.
- B. Materials To Owner: As indicated on the Drawings.
- C. Re-use Of Materials: Only where indicated on Drawings.
- D. Materials To Contractor: Materials shown or specified to be removed, other than the materials indicated to be turned over to Owner.
- E. Protect any active piping and/or wiring encountered; remove, plug or cap utilities to be abandoned. Notify the Architect of utilities encountered whose service is not known.
- F. Debris Removal: Existing materials removed and not reinstalled or turned over to the Owner shall be immediately removed from the site and disposed of by the Contractor.
- G. Repairs: Any portion of the facility damaged, cut back or made inoperable by this Contractor shall be repaired with similar materials as the existing structure and/or damaged item as instructed by the Architect.

END OF SECTION

SECTION 23 07 00 - HVAC INSULATION

PART 1 - GENERAL

1.1 SECTION INCLUDES

- A. Piping Insulation.
- B. Equipment Insulation.
- C. Ductwork Insulation.
- D. Jackets and Accessories.

1.2 RELATED WORK

- A. Division 09 - Painting.
- B. Section 23 05 00 - Common Work Results for HVAC Systems.
- C. Section 23 31 00 - HVAC Ducts and Casings.
- D. Section 23 33 00 - Air Duct Accessories.

1.3 REFERENCES

- A. ASTM C195 - Mineral Fiber Thermal Insulating Cement.
- B. ASTM C450 - Standard Practice for Fabrication of Thermal Insulating Fitting Covers for NPS Piping, and Vessel Lagging.
- C. ASTM C518 - Standard Test Method for Steady-State Thermal Transmission Properties by Means of the Heat Flow Meter Apparatus.
- D. ANSI/ASTM C533 - Calcium Silicate Block and Pipe Thermal Insulation.
- E. ANSI/ASTM C534 - Standard Specification for Preformed Flexible Elastomeric Cellular Thermal Insulation in Sheet and Tubular Form.
- F. ANSI/ASTM C547 - Mineral Fiber Pipe Insulation (Preformed).
- G. ANSI/ASTM C552 - Cellular Glass Thermal Insulation.
- H. ANSI/ASTM C553 - Mineral Fiber Blanket Insulation.
- I. ASTM C585 - Standard Practice for Inner and Outer Diameters of Rigid Thermal Insulation for Nominal Sizes of Pipe and Tubing (NPS System).
- J. ASTM C612 - Mineral Fiber Block and Board Thermal Insulation.
- K. ASTM C449 - Mineral Fiber Hydraulic-setting Thermal Insulating and Finishing Cement.
- L. ASTM C610 - Expanded Perlite Block and Pipe Thermal Insulation.
- M. ASTM C1071 - Standard Specification for Fibrous Glass Duct Lining Insulation (Thermal and Sound Absorbing Material).
- N. ASTM C1136 - Standard Specification for Flexible, Low Permeance Vapor Retarders for Thermal Insulation.
- O. ASTM D774 - Standard Test Method for Bursting Strength of Paper.
- P. ASTM D1000 - Standard Test Methods for Pressure-Sensitive Adhesive-Coated Tapes Used for Electrical and Electronic Applications.
- Q. ASTM E84 - Surface Burning Characteristics of Building Materials.
- R. ASTM E96 - Standard Test Methods for Water Vapor Transmission of Materials.
- S. UL 723 - Surface Burning Characteristics of Building Materials.

1.4 SUBMITTALS

- A. Submit product data under provisions of Division 01.
- B. Include product description, thickness for each service, and locations.
- C. Submit manufacturer's installation instructions.

1.5 QUALITY ASSURANCE

- A. Applicator: Company specializing in piping insulation application with three years minimum experience.
- B. Pipe insulation manufactured in accordance with ASTM C585 for inner and outer diameters.
- C. Materials: Flame spread/smoke developed rating of 25/50 in accordance with UL 723, ASTM E84, or NFPA 255.
- D. Factory fabricated fitting covers manufactured in accordance with ASTM C450.

1.6 DELIVERY, STORAGE, AND HANDLING

- A. Division 01 - Product Requirements: Requirements for transporting, handling, storing, and protecting products.
- B. Accept materials on site in original factory packaging, labeled with manufacturer's identification, including product density and thickness.
- C. Shipment of materials from manufacturer to installation location shall be in weather tight transportation.
- D. Protect from weather and construction traffic, dirt, water, chemical, and damage, by storing in original packaging.

1.7 ENVIRONMENTAL REQUIREMENTS

- A. Maintain ambient temperatures and conditions required by manufacturers of adhesive, mastics, and insulation cements.

1.8 FIELD MEASUREMENTS

- A. Verify field measurements prior to fabrication.

1.9 WARRANTY

- A. Division 01 - Execution and Closeout Requirements: Product warranties and product bonds.

PART 2 - PRODUCTS

2.1 ACCEPTABLE MANUFACTURERS

- A. Armacell.
- B. Certain-Teed.
- C. IMCOA.
- D. Johns Manville.
- E. Knauf.
- F. Owens-Corning.
- G. Manson.
- H. Nomaco.
- I. Pittsburgh - Corning.
- J. K-Flex USA.

- K. Armstrong.
- L. Substitutions: Under provisions of Division 01.

2.2 INSULATION - EQUIPMENT

- A. Type A: Reusable Thermal Insulation Covers, Generator Exhaust Systems: 2" thermal insulating wool, 8 lb./cu.ft. density, maximum temperature rating of 1200 Deg. F; Interior/Exterior Fabric: 32 oz./sq. yd. silicone coated fiberglass cloth; Hot Face Liner: 0.011" diameter Type 321 stainless steel wire mesh. Securement: Lacing Anchors, fourteen gauge stainless steel with 1.5" diameter stainless steel speed washers; Sewing Thread: Kevlar/Stainless Steel S-110 Natural with stainless steel core, all blanket seems to be single sewn lock stitch interior seams, six to nine stitches per inch; Drawcord: 0.125" diameter #4 ultra-strength polyester.

2.3 INSULATION - DUCTWORK

- A. Type B: Exterior FSK Duct Wrap: Flexible glass fiber; ASTM C553; commercial grade; 'k' value of 0.27 at 75° F, 0.6 lb./cu. ft. density. 0.00035 inch vinyl scrim facing with 2" stapling tab. Johns Manville "Microlite Standard Duct Wrap" or equal.

2.4 FIELD APPLIED EQUIPMENT AND DUCTWORK JACKETS

- A. Re-Wettable Canvas Jacketing: , Fiberglass cloth made from texturized yarns, impregnated throughout with an inorganic fire retardant asbestos free adhesive; 20x14 thread count, 14.5 oz./sq.yd, 0.04 inch thickness, 1,000° F upper temperature limit; GLT Products "Style 1989" or approved equal.

2.5 INSULATION ACCESSORIES

- A. Adhesives: Waterproof and fire-retardant type.
- B. Lagging Adhesive: Fire resistive to NFPA 255.
- C. Impale Anchors: Galvanized steel, 12 gauge, self-adhesive pad.
- D. Joint Tape: Glass fiber cloth, open mesh.
- E. FSK Joint Tape; ASTM C1136 Foil-Scrim-Kraft (FSK) lamination coated with solvent acrylic pressure sensitive adhesive; capable of adhering to fibrous and sheet metal surfaces; tri-directionally reinforced 2x3 squares per inch fiberglass scrim; 9.5 mils thick, -40 to 240° F service temperatures; Venture Tape "1525CW" or approved equal.
- F. Tie Wire: Annealed steel, 16 gauge.
- G. Insulated pipe supports: Calcium silicate with galvanized steel jacket (min. 24 gauge); ANSI/ASTM C533; rigid white; 'k' value of 0.37 at 100° F, rated to 1,200° F; Thermal Pipe Shields "T-1000 Calsil" or equal.

PART 3 - EXECUTION

3.1 PREPARATION

- A. Install materials after piping, equipment and ductwork has been tested and approved.
- B. Clean surfaces for adhesives.
- C. Prepare surfaces in accordance with manufacturer's recommendations.

3.2 INSTALLATION - EQUIPMENT

- A. Install materials in accordance with manufacturer's instructions.
- B. Do not insulate factory insulated equipment.

**Section 23 07 00
HVAC INSULATION**

- C. Apply insulation as close as possible to equipment by grooving, scoring, and beveling insulation, if necessary. Secure insulation to equipment with studs, pins, clips, adhesive, wires, or bands. Minimum 2" overlap on blanket material.
- D. Fill joints, cracks, seams, and depressions with bedding compound to form smooth surface. On cold equipment, use vapor barrier cement.
- E. Cover insulation with metal mesh and finish with heavy coat of insulating cement.
- F. Do not insulate over nameplate or ASME stamps. Bevel and seal insulation around such.
- G. When equipment with insulation requires periodical opening for maintenance, repair, or cleaning, install insulation in such a manner that it can be easily removed and replaced without damage.
- H. Where canvas jacketing is indicated, apply mastic in sufficient thickness to completely cover the texture of the canvas material.

3.3 SCHEDULE - EQUIPMENT

EQUIPMENT	INSULATION TYPE	THICKNESS
Engine Exhaust Piping/Silencer	A	2"

3.4 INSTALLATION – DUCTWORK INSULATION

- A. Install materials in accordance with manufacturer's instructions.
- B. Provide insulation with vapor barrier when air conveyed may be below ambient temperature. Continue insulation with vapor barrier through penetration.
- C. Exterior Insulation Application:
 - 1. Secure insulation with vapor barrier with wires and seal jacket joints with vapor barrier adhesive or tape to match jacket.
 - 2. Secure insulation without vapor barrier with staples, tape, or wires.
 - 3. Install without sag on underside of ductwork. Use mechanical fasteners to prevent sagging. Secure insulation with mechanical fasteners on 15 inch centers maximum, on bottom and side of ductwork with dimension exceeding 20 inches. Seal vapor barrier penetrations by mechanical fasteners with vapor barrier adhesive. Stop and point insulation around access doors and damper operators to allow operation without disturbing wrapping.
 - 4. Maximum 25% compression.
- D. Where canvas jacketing is indicated, apply mastic in sufficient thickness to completely cover the texture of the canvas material.

3.5 SCHEDULE - DUCTWORK

DUCTWORK	TYPE	INSULATION THICKNESS	FINISH
Exhaust Ducts	B	2" Rigid	CANVAS
Outside Air Intake Ducts	B	2" Rigid	CANVAS

END OF SECTION

SECTION 23 09 23 - DIRECT DIGITAL CONTROL SYSTEM FOR HVAC

PART 1 - GENERAL

1.1 SUMMARY

- A. Provide a complete direct digital control system to accomplish the sequence of operations. Reuse existing DDC system provide new damper actuators.
- B. Provide all necessary BACnet-compliant hardware and software to meet the system's functional specifications. Provide Protocol Implementation Conformance Statement (PICS) for Windows-based control software and every controller in system, including unitary controllers.
- C. Provide and install all interconnecting cables between supplied cabinets, application controllers, and input/output devices.
- D. Provide complete manufacturer's specifications for all items that are supplied. Include vendor name of every item supplied.
- E. Provide as-built documentation, operator's terminal software, diagrams, and all other associated project operational documentation (such as technical manuals) on approved media, the sum total of which accurately represents the final system.

1.2 SYSTEM DESCRIPTION

- A. The existing DDC system shall be modified as necessary to complete the sequence of operations as specified in 23 09 93.

1.3 RELATED SECTIONS

- A. Section 23 05 00 - Common Work Results For HVAC.
- B. Section 23 09 93 - Sequence of Operations For HVAC Controls.
- C. Division 26 - Electrical Specifications

1.4 REFERENCES

- A. ANSI/ASHRAE 135, BACNET - A Data Communication Protocol for Building Automation and Control Networks (BACnet).

1.5 EQUIPMENT AND SHOP DRAWING REVIEW SUBMITTALS

- A. Provide electronic submittals in accordance with Section 23 05 00 and Division 01.

1.6 OPERATION AND MAINTENANCE MANUALS

- A. Provide electronic operations and maintenance manuals in accordance with Section 23 05 00 and Division 01 Standard General Provisions.

1.7 SYSTEMS DEMONSTRATION

- A. The Contractor will completely check out, calibrate and test all connected hardware and software to insure that the system performs in accordance with the approved specifications and sequences of operation.
- B. Provide complete demonstration of system operation to the owners representative at the project substantial completion inspection. The Contractor will demonstrate to the Owner's satisfaction that all equipment and systems operate in accordance with the sequence of operation as outlined under Section 23 09 93. Demonstration will include all equipment controlled by the Direct Digital Control System.

1.8 WARRANTY

- A. Under provisions of Division 01 Standard General Provisions.
- B. All components, system software, parts and assemblies will be guaranteed against defects in materials and workmanship for one year from acceptance date.
- C. Labor to troubleshoot, repair, reprogram, or replace system components will be furnished by the Contractor at no charge to the owner during the warranty period.
- D. All corrective software modifications made during warranty service periods will be updated on user documentation and on user and manufacturer archived software.

PART 2 - PRODUCTS

2.1 APPROVED BUILDING AUTOMATION SYSTEMS

- A. Siemens Industry, Inc.
- B. No Substitutions Allowed.

2.2 BUILDING CONTROLLER

- A. Match existing.

2.3 APPLICATION CONTROLLERS

- A. Match existing.

2.4 DAMPER ACTUATORS

- A. General:
 - 1. Provide spring return to normal position type actuators except at and variable air volume terminal units where fail to last position actuators are acceptable.
 - 2. Provide actuators of the following signal types:
 - a. Modulating Electronic Actuators. Actuator to convert electronic 1-10VDC or 4-20mA analog signal to a linear, positive positioning stroke. Provide modulating electronic actuators for modulating control except as indicated. Belimo or equal.
 - b. Tri-State Reversing or Floating Point Electric Actuators. Actuator to reverse or hold position depending on contact closure state. Tri-state reversing or Floating Point electric actuators may be used for terminal unit control. Belimo or equal.

- c. Two Position Electric Actuator. Direct mounting actuator to open or close depending on contact closure state. Belimo or equal.

2.5 WIRING AND RACEWAYS

- A. Provide wiring and raceway complying with the National Electrical Code, Division 26 05 33, and State and Local Codes and Ordinances, with the following exception:
 - 1. The minimum size of conduit shall be 1/2". This shall apply to conduit and cabling operating at voltages less than 48V.

PART 3 - EXECUTION

3.1 GENERAL

- A. Modify existing control system devices as indicated. Extend and modify the existing wiring and control system power source to accommodate indicated direct digital control system devices.
- B. Before beginning installation of new system components, test the existing system devices that are being reused in modified control systems for proper operation and report any devices in need of replacement or repair to the Project Manager. At the option of the Project Manager, he will issue a contract amendment to replace or repair the defective devices or he will have Owner maintenance personnel replace or repair the defective devices. The Contractor shall be responsible for providing new devices to replace existing devices that are not brought to the Project Manager's attention before beginning installation of new system components.
- C. Work must comply with industry standards except when more restrictive tolerances or specified requirements indicate more rigid standards. Perform work by persons qualified to produce workmanship of specified quality. If required by the State of Alaska workers shall be licensed. If requested provide copy of license.
- D. Do not install control devices in locations where they are subject to damage or malfunction due to normally encountered ambient temperatures.
- E. Mount damper operators and other control devices secured to insulated ductwork on brackets such that the device is external of the insulation.
- F. Schematics and diagrams, when indicated on the Drawings, show approximate functional relationships and sequences only. All required devices are not shown. Contractor is responsible for providing all components required for a complete functioning system selected to meet the specific functional requirements of each application.
- G. Hard wire control devices. Do not use power line carriers.
- H. After the final inspection and subsequent punch list inspections provide wiring schematic and Control Drawings with written sequence of operations, 11 inches by 17 inches in size, produced from the as-built Control Drawings. Provide one copy in each Operation and Maintenance Manual, and one copy, at its applicable control panel. Provide one set of system backup on USB drive to restart and reload all programmable devices used in the control system.
- I. Tune control loops to respond quickly to control fluctuations without hunting.

3.2 DEMOLITION

Section 23 09 23
DIRECT DIGITAL CONTROL SYSTEM FOR HVAC

- A. Remove existing dampers, operators, sensors, and controllers that are replaced by new devices or that are not reused. Present all removed equipment to owner for first right of refusal before disposing of equipment. Review copy of existing system "As-Built" control schematics for existing device location and extent of required demolition.
- B. Existing conduit and wiring may be reused when available and when wiring is rated for application. Remove existing unused conductors.
- C. Repairs: Any portion of the facility damaged, cut back or made inoperable shall be repaired with similar materials as the existing structure and/or damaged item as instructed by the Project Manager.

3.3 SHUT DOWN OF EXISTING SYSTEMS

- A. Heating and Ventilation are critical to the function of the facility. Schedule any required shutdowns with Project Manager. Provide a minimum of 5 days written notification to the Project Manager.

3.4 WIRING AND RACEWAYS

- A. Permanently label electrical or electronic wiring at each end indicating location and the device at opposite end. At the direct digital controller end use either the I/O address, if it describes the connected device, or the unique control device tag used on the control schematics. At the device end indicate both the terminal number and the controller connected at the other end. For color coded multi-conductor cable, label cable sheath not individual conductors.
- B. At field devices where conductors are not wired to terminal strips wire using a unique color for each conductor connected to that device.
- C. Install wiring in a neat and orderly manner generally running along building lines.
- D. Support low voltage wiring run without conduit at a maximum of 4 feet between anchors.
- E. Seal conduit penetrations at floor and wall penetrations with firestopping installed as indicated. Note that this applies to all floor and wall penetrations, not just fire barrier penetrations. At all mechanical rooms or other rooms containing floor drains, except those with slab on grade floors, make penetration watertight and extend sleeve 3 inches above the floor.
- F. Wire all electrical controls and switches furnished under this Section of the Specifications.
- G. Avoid splices in signal wire, where unavoidable connect with solder connections and label on each side of splice. Use identical wire type and color on each side of splice.
- H. Install all wiring in accordance with National Electrical Code, and State and Local Codes and Ordinances.

3.5 TESTING AND ADJUSTING

- A. Upon completion of the installation, the contractor shall initiate operation of the control system and perform all necessary testing and diagnostics to ensure proper operation.

3.6 ORIENTATION AND TRAINING

- A. Provide 1 hour of on-site orientation and training to Owner personnel designated by the Project Manager. Orientation and training sessions shall be conducted by a factory trained

Section 23 09 23
DIRECT DIGITAL CONTROL SYSTEM FOR HVAC

manufacturers representative familiar with the systems software, hardware, and accessories. Limit training time per day to 6 hours.

3.7 SUBSTANTIAL INSPECTION REQUIREMENTS

- A. Prior to the substantial inspection, review and test entire installation for conformance with contract documents. Test shall include thorough field check of sequence of operations for each system and piece of equipment including simulation of all possible modes of operation. With the call for inspection, verify in writing that this system review and test has been performed and anything not conforming to contract documents shall be so noted.
- B. During the Substantial inspection Contractor personnel shall provide on-site assistance to inspection personnel required for a complete and thorough inspection.

END OF SECTION

SECTION 23 09 93 - SEQUENCE OF OPERATIONS FOR HVAC CONTROLS

PART 1 - GENERAL

1.1 SECTION INCLUDES

- A. Generator.
- B. Day Tank.
- C. Switch Gear

1.2 RELATED SECTIONS

- A. Section 23 05 00 - Common Work Results for HVAC.
- B. Section 23 09 23 - Direct Digital Control System for HVAC.

1.3 SYSTEM DESCRIPTION

- A. This Section defines the manner and method by which controls function. Requirements for each type of control system operation are specified. Equipment, devices, and system components required for control systems are specified in other Sections.

1.4 SUBMITTALS

- A. Submit under provisions of Division 01.
- B. Submit diagrams indicating mechanical system controlled and control system components. Label with settings, adjustable range of control and limits. Include written description of control sequence.
- C. Include draft copies of graphic displays indicating mechanical system components, control system components, and controlled function status and value.

1.5 PROJECT RECORD DOCUMENTS

- A. Submit documents under provisions of Division 01.
- B. Accurately record actual setpoints and settings of controls, including changes to sequences made after submission of shop drawings.

PART 2 - PRODUCTS - Not Used

PART 3 - EXECUTION

3.1 STANDBY GENERATOR

- A. Alarms:
 - 1. Generator Alarm.
- B. Digital Control and Monitoring:
 - 1. Generator Status
 - 2. Generator Room Temperature Indication.
 - 3. Generator Room Temperature Setpoint
- C. Automated Control:

SEQUENCE OF OPERATIONS FOR HVAC CONTROLS

1. When the generator starts the out outside air intake damper opens 100%. When the generator shuts down the outside air damper closes.
2. When the generator starts the return damper and exhaust damper modulate to maintain room temperature setpoint, initially set at 75 F (adjustable). When the generator is off the return damper is open and the exhaust damper is closed.

3.2 DAY TANK (Existing – Verify only)

- A. Alarms:
 1. Low level.
 2. High Level.
 3. Return Pump Active.
- B. Digital Control and Indication:
 1. Controls supplied with day tank.
- C. Automated Control:
 1. Packaged controls to operate day tank to maintain tank level.

3.3 TRANSFER SWITCH

- A. Alarms:
 1. Switch Gear Trouble Alarm.
- B. Digital Control and Indication:
 1. Switch Gear Status.
- C. Automated Control:
 1. Packaged controls to Switch Gear.

END OF SECTION

SECTION 23 11 13 - FACILITY FUEL-OIL PIPING

PART 1 - GENERAL

1.1 WORK INCLUDED

- A. Fuel Oil Piping - Above Ground.
- B. Pipe Hangers and Supports.
- C. Strainers.
- D. Flexible Connectors.

1.2 RELATED WORK

- A. Section 23 05 00 - Common Work Results for HVAC.

1.3 REFERENCES

- A. American Society of Mechanical Engineers:
 - 1. ASME B16.3 - Malleable Iron Threaded Fittings.
 - 2. ASME B31.1 - Power Piping.
 - 3. ASME B31.9 - Building Services Piping.
- B. ASTM International:
 - 1. ASTM A53/A53M - Standard Specification for Pipe, Steel, Black and Hot-Dipped, Zinc-Coated, Welded and Seamless.
 - 2. ASTM F708 - Standard Practice for Design and Installation of Rigid Pipe Hangers.
- C. International Mechanical Code - IMC, latest adopted edition.
- D. National Fire Protection Association:
 - 1. NFPA 30 - Flammable and Combustible Liquids Code.
 - 2. NFPA 31 - Standard for the Installation of Oil-Burning Equipment.
- E. Underwriters Laboratories Inc.:
 - 1. UL 567 - Pipe Connectors for Flammable Liquids and Combustible Liquids and LP-Gas.
 - 2. UL 842 - Valves for Flammable Fluids.
 - 3. UL 913 - Intrinsically Safe Apparatus and Associated Apparatus for Use in Class I, II, and III, Division 1, Hazardous Locations.

1.4 SUBMITTALS

- A. Submittal Procedures under provisions of the Division 01.
- B. Product Data:
 - 1. Piping: Submit data on pipe materials, fittings, and accessories. Submit manufacturers catalog information.
 - 2. Valves: Submit manufacturer's catalog information with valve data and ratings for each service.
 - 3. Fuel Piping Specialties: Submit manufacturer's catalog information including capacity, rough-in requirements, and service sizes.
- C. Test Reports: Submit written test results for piping system pressure test.

1.5 CLOSEOUT SUBMITTALS

- A. Project Record Documents: Record actual locations of valves, piping system, and system components.
- B. Operation and Maintenance Data under provisions the Division 01. Submit spare parts lists, exploded assembly views, for tank and inventory leak detection.

1.6 QUALITY ASSURANCE

- A. Perform Work in accordance with NFPA 31.
- B. Perform Work in accordance with authority having jurisdiction.

1.7 QUALIFICATIONS

- A. Installer: Company specializing in performing work of this section with minimum three years documented experience or approved by manufacturer.

1.8 DELIVERY, STORAGE, AND HANDLING

- A. Deliver, store and handle under the provisions of the Division 01.
- B. Accept valves on site in shipping containers with labeling in place. Inspect for damage.
- C. Protect piping and fittings from soil and debris with temporary end caps and closures. Maintain in place until installation.

1.9 FIELD MEASUREMENTS

- A. Verify field measurements prior to fabrication.

1.10 WARRANTY

- A. Under the provisions of the Division 01.

PART 2 - PRODUCTS

2.1 FUEL OIL PIPING - ABOVE GROUND

- A. Steel Pipe: ASTM A53/A53M or ASME B36.10M Schedule 40 black.
 - 1. Fittings: ASME B16.3, malleable iron.
 - 2. Joints: Threaded.

2.2 UNIONS AND FLANGES

- A. Unions for Pipe 2 inches and Smaller:
 - 1. Ferrous Piping: Class 150, malleable iron, threaded.

2.3 GATE VALVES

- A. No allowed.

2.4 GLOBE VALVES

- A. Not Allowed.

2.5 BALL VALVES

- A. 1/4 inch to 1 inch: MSS SP 110, Class 125, two piece, threaded ends, bronze body; chrome plated bronze ball, reinforced Teflon seats, blow-out proof stem, lever handle, UL 842 listed for flammable liquids and LPG, full port.

2.6 CHECK VALVES

- A. Swing Check Valves
 - 1. 2 inches and Smaller: MSS SP 80, Class 150, bronze body and cap, bronze seat, Buna-N disc, threaded ends.
- B. Spring Loaded Check Valves:
 - 1. 2 inches and Smaller: MSS SP 80, Class 150 bronze body, in-line spring lift check, silent closing, Buna-N disc, integral seat, threaded ends.

2.7 HANGERS AND SUPPORTS

- A. Conform to NFPA 31.
- B. Hangers for Pipe Sizes 1/2 to 1-1/2 inch: Malleable iron or Carbon steel, adjustable swivel, split ring.

2.8 FLEXIBLE CONNECTORS

- A. Manufacturers:
 - 1. Flex-Hose Co., Inc.

2. Flex-Weld, Inc.
 3. The Metraflex Company.
 4. Substitutions: Under the provisions of the Division 01.
- B. 2 inches and Smaller: Corrugated Type 304 stainless steel inner hose with single layer of Type 304 stainless steel exterior braiding. Maximum working pressure 200 psig.

PART 3 - EXECUTION

3.1 EXAMINATION

- A. Verify excavations are to required grade, dry, and not over-excavated.

3.2 PREPARATION

- A. Ream pipe and tube ends. Remove burrs. Bevel plain end ferrous pipe.
- B. Remove scale and dirt, on inside and outside, before assembly.
- C. Prepare piping connections to equipment with flanges or unions.

3.3 INSTALLATION - PIPE HANGERS AND SUPPORTS

- A. Install hangers and supports in accordance with ASTM F708, MSS SP 69 and MSS SP 89.
- B. Install hangers to provide minimum 1/2 inch space between finished covering and adjacent work.
- C. Place hangers within 12 inches of each horizontal elbow.
- D. Install hangers to allow 1-1/2 inch minimum vertical adjustment. Design hangers for pipe movement without disengagement of supported pipe.
- E. Provide clearance in hangers and from structure and other equipment for installation of insulation and access to valves and fittings.

3.4 INSTALLATION - ABOVEGROUND PIPING

- A. Install fuel oil piping in accordance with IMC and NFPA 31.
- B. Route piping in orderly manner and maintain gradient.
- C. Install piping to conserve building space and not interfere with use of space.
- D. Install valves with stems upright or horizontal, not inverted.
- E. Provide properly sized handles for valve operation. Handles shall not be cut or bent to make fit where installed.
- F. Protect piping systems from entry of foreign materials by temporary covers, completing sections of the Work, and isolating parts of completed system.

END OF SECTION

SECTION 23 31 00 - HVAC DUCTS AND CASINGS

PART 1 - GENERAL

1.1 SUMMARY

A. Section Includes:

1. Duct Materials.
2. Duct Fabrication.

1.2 RELATED SECTIONS

- A. Section 23 07 00 - HVAC Insulation.
- D. Section 23 33 00 - Air Duct Accessories.

1.3 REFERENCES

A. ASTM International:

1. ASTM A36/A36M - Standard Specification for Carbon Structural Steel.
2. ASTM A90/A90M - Standard Test Method for Weight Mass of Coating on Iron and Steel Articles with Zinc or Zinc-Alloy Coatings.
3. ASTM A167 - Standard Specification for Stainless and Heat-Resisting Chromium-Nickel Steel Plate, Sheet, and Strip.
4. ASTM A653/A653M - Standard Specification for Steel Sheet, Zinc-Coated (Galvanized) or Zinc-Iron Alloy-Coated (Galvannealed) by the Hot-Dip Process.
5. ASTM A1008/A1008M - Standard Specification for Steel, Sheet, Cold-Rolled, Carbon, Structural, High-Strength Low-Alloy and High-Strength Low-Alloy with Improved Formability.
6. ASTM E84 - Standard Test Method for Surface Burning Characteristics of Building Materials.

B. Sheet Metal and Air Conditioning Contractors:

1. SMACNA - HVAC Duct Construction Standard - Metal and Flexible.

C. Underwriters Laboratories Inc.:

1. UL 181 - Factory-Made Air Ducts and Connectors.

1.4 PERFORMANCE REQUIREMENTS

- A. Duct Sizes: Inside clear dimensions. For lined ducts, maintain sizes inside lining.

**Section 23 31 00
HVAC DUCTS AND CASINGS**

- B. Variation of duct configuration or sizes other than those of equivalent or lower loss coefficient is not permitted except by written permission. Size round ducts installed in place of rectangular ducts in accordance with ASHRAE table of equivalent rectangular and round ducts.
- C. Generator Ductwork: Ductwork shall be sheet metal ductwork designed for static pressure class of +2" wg.

1.5 SUBMITTALS

- A. See General Conditions and the General Requirements in Division 01 regarding submittals.
- B. Product Data: Submit data for duct materials and duct sealant.

1.6 CLOSEOUT SUBMITTALS

- A. Division 01 - Execution and Closeout Requirements: Closeout procedures.
- B. Project Record Documents: Record actual locations of ducts and duct fittings. Record changes in fitting location and type. Show additional fittings used.

1.7 QUALITY ASSURANCE

- A. Perform Work in accordance with SMACNA - HVAC Duct Construction Standards - Metal and flexible.
- B. Maintain one copy of each document on site.

1.8 QUALIFICATIONS

- A. Company specializing in performing Work of this section with minimum three years experience.

1.9 ENVIRONMENTAL REQUIREMENTS

- A. Division 01 - Product Requirements.
- B. Maintain manufacturers requirements for duct sealant temperatures during and after installation of duct sealant.

1.10 FIELD MEASUREMENTS

- A. Verify field measurements prior to fabrication.

1.11 WARRANTY

- A. Division 01 - Execution and Closeout Requirements: Product warranties and product bonds.

PART 2 - PRODUCTS

2.1 DUCT MATERIALS

- A. Galvanized Steel Ducts: ASTM A653/A653M galvanized steel sheet, lock-forming quality, having G60 zinc coating of in conformance with ASTM A90/A90M.
- B. Stainless Steel Ducts: ASTM A167, Type 316 as listed below application specific specification.

- C. Fasteners: Rivets, bolts, or sheet metal screws.
- D. Sealant: Non-hardening, water resistant, fire resistive, compatible with mating materials; liquid used alone or with tape, or heavy mastic. Maximum VOC content of 75 g/L.
- E. Hanger Rod: ASTM A36/A36M; steel threaded both ends, threaded one end, or continuously threaded.

2.2 DUCTWORK FABRICATION

- A. Fabricate and support rectangular ducts in accordance with SMACNA HVAC Duct Construction Standards - Metal and Flexible and ASHRAE handbooks, except as indicated. Provide duct material, gages, reinforcing, and sealing for operating pressures indicated.
- B. Size round ducts installed in place of rectangular ducts in accordance with ASHRAE table of equivalent rectangular and round ducts. No variation of duct configuration or sizes permitted except by written permission.
- C. Construct T's, bends, and elbows with minimum radius 1-1/2 times centerline duct width. Where not possible and where rectangular elbows are used, provide airfoil turning vanes. Where acoustical lining is indicated, furnish turning vanes of perforated metal with glass fiber insulation.
- D. Increase duct sizes gradually, not exceeding 15 degrees divergence and 30 degrees convergence wherever possible. Maximum 30° divergence upstream of equipment and 45°convergence downstream.
- E. Provide standard 45-degree lateral wye takeoffs. When space does not allow 45-degree lateral wye takeoff, use 90-degree conical tee connections.
- F. Provide easements where low pressure ductwork conflicts with piping and structure. Where easements exceed 10 percent duct area, split into two ducts maintaining original duct area.
- G. Use double nuts and lock washers on threaded rod supports.

PART 3 - EXECUTION

3.1 EXAMINATION

- A. Division 01 - Administrative Requirements: Coordination and project conditions.
- B. Verify sizes of equipment connections before fabricating transitions.

3.2 INSTALLATION

- A. Install ducts in accordance with SMACNA HVAC Duct Construction Standards - Metal and Flexible.
- B. Seal ducts in accordance with SMACNA HVAC Duct Construction Standards - Metal and Flexible. Refer to SMACNA standard duct sealing requirements per pressure construction class.
- C. During construction, install temporary closures of metal or taped polyethylene on open ductwork to prevent construction dust from entering ductwork system.

D. Install duct hangers and supports in accordance with Section 23 05 00.

3.3 SCHEDULES

A. Ductwork Material Schedule:

Air System	Material
Supply	Galvanized Steel
Return and Relief	Galvanized Steel
Outside Air Intake	Galvanized Steel
Arctic Hoods	316 Stainless Steel

END OF SECTION

SECTION 23 33 00 - AIR DUCT ACCESSORIES

PART 1 - GENERAL

1.1 SUMMARY

- A. Section Includes:
 - 1. Flexible Duct Connections.
 - 2. Insulated Control Dampers.
 - 3. Arctic Hoods.

1.2 RELATED SECTIONS

- A. Section 23 09 23 - Direct-Digital Control System for HVAC.
- B. Section 23 31 00 - HVAC Ducts and Casings.

1.3 REFERENCES

- A. Air Movement and Control Association International, Inc.:
 - 1. AMCA 500 - Test Methods for Louvers, Dampers, and Shutters.
- B. ASTM International:
 - 1. ASTM E1 - Standard Specification for ASTM Thermometers.
- C. National Fire Protection Association:
 - 1. NFPA 90A - Standard for the Installation of Air Conditioning and Ventilating Systems.
- D. Sheet Metal and Air Conditioning Contractors:
 - 1. SMACNA - HVAC Duct Construction Standard - Metal and Flexible.

1.4 SUBMITTALS

- A. Division 01 - Submittal Procedures: Submittal procedures.
- B. Product Data: for control dampers.

1.5 CLOSEOUT SUBMITTALS

- A. Division 01 - Execution and Closeout Requirements: Closeout procedures.
- B. Project Record Documents: Record actual locations of access doors and test holes

1.6 QUALITY ASSURANCE

- A. Dampers tested, rated and labeled in accordance with the latest UL requirements.

- B. Damper pressure drop ratings based on tests and procedures performed in accordance with AMCA 500.
- C. Maintain one copy of each document on site.

1.7 DELIVERY, STORAGE, AND HANDLING

- A. Division 01 - Product Requirements: Product storage and handling requirements.
- B. Protect dampers from damage to operating linkages and blades.
- C. Delivery: Deliver materials to site in manufacturer's original, unopened containers and packaging, with labels clearly indicating manufacturer and material.
- D. Storage: Store materials in a dry area indoor, protected from damage.

1.8 FIELD MEASUREMENTS

- A. Verify field measurements prior to fabrication.

1.9 COORDINATION

- A. Division 01 - Administrative Requirements: Coordination and project conditions.
- B. Coordinate Work where appropriate with building control Work.

1.10 WARRANTY

- A. Division 01 - Execution and Closeout Requirements: Product warranties and product bonds.

1.11 COMPLETION REQUIREMENTS

- A. In accordance with the General Conditions and the General Requirements in Division 01, Project Closeout; before acceptance and final payment, the Contractor shall furnish:
 - 1. Accurate project record drawings, shown in red ink on prints, showing all changes from the original plans made during installation of the work.
 - 2. Contractors One Year Warranty.
 - 3. All Manufacturers' Guarantees.
 - 4. Operation and Maintenance Manuals.

PART 2 - PRODUCTS

2.1 FLEXIBLE DUCT CONNECTIONS

- A. Manufacturers:
 - 1. Duro-Dyne.
 - 2. Substitutions: Division 01 - Product Requirements.
- B. Fabricate in accordance with SMACNA HVAC Duct Construction Standards, and as indicated.

- C. UL listed fire-retardant neoprene coated woven glass fiber fabric to NFPA 90A, minimum density 20 oz. per sq. yd., approximately 3 inches wide, crimped into metal edging strip.
- D. Leaded vinyl sheet, minimum 0.55 inch thick, 0.87 lbs. per sq. ft., 10 dB attenuation in 10 to 10,000 Hz range.

2.2 DUCT TEST HOLES

- A. Cut or drill temporary test holes in ducts as required. Cap with neat patches, neoprene plugs, threaded plugs, or threaded or twist-on metal caps.
- B. Permanent test holes shall be factory fabricated, air tight flanged fittings with screw cap. Provide extended neck fittings to clear insulation.

2.3 CONTROL DAMPERS – ACCEPTABLE MANUFACTURERS

- A. Manufacturers:
 - 1. Ruskin.
 - 2. Greenheck.
 - 3. Tamco.
 - 4. Substitutions: Division 01 – Product Requirements.

2.4 CONTROL DAMPERS

- A. Thermally Broken Control Dampers:
 - 1. Extruded aluminum damper frame shall not be less than .080" in thickness. Damper frame shall be insulated with polystyrafoam on three sides if "Installed in Duct" type and on four sides if "Flanged to Duct" type.
 - 2. Blades to be extruded aluminum profiles, internally insulated with expanded polyurethane foam and shall be thermally broken. Complete blade shall have an insulating factor of R-2.29 and a temperature index of 55.
 - 3. Blade seals shall be of extruded EPDM. Frame seals shall be of extruded silicone. Seals to be secured in an integral slot within the aluminum extrusions.
 - 4. Linkage hardware shall be installed in the frame side and constructed of aluminum and corrosion-resistant, zinc-plated steel, complete with cup-point trunnion screws for a slip-proof grip.
 - 5. Dampers are to be designed for operation in temperatures ranging between -40°F and 185°F.
 - 6. Dampers shall be available with either opposed blade action or parallel blade action. Provide opposed blade dampers for modulating damper applications and parallel blade damper action for open/closed damper applications.
 - 7. Leakage shall not exceed 3 cfm/ft² against 1" w.g. differential static pressure.
 - 8. Pressure drop of a fully open 48" x 48" damper shall not exceed .03" w.g. at 1000.

Section 23 33 00
AIR DUCT ACCESSORIES

9. Dampers shall be made to size required without blanking off free area.
10. Dampers shall be available in two mounting types: i.e., "Installed in Duct" or "Flanged to Duct".

2.5 ARCTIC HOODS

- A. Fabricate in accordance with SMACNA HVAC Duct Construction Standards of minimum 18 gauge stainless steel.

PART 3 - EXECUTION

3.1 EXAMINATION

- A. Division 01 - Administrative Requirements: Coordination and project conditions.
- B. Verify ducts and equipment installations are ready for accessories.

3.2 INSTALLATION.

- A. Install in accordance with SMACNA HVAC Duct Construction Standards - Metal and Flexible. Refer to Section 23 31 00 for duct construction and pressure class.

3.3 FIELD QUALITY CONTROL

- A. Tests and Inspections:
 1. Operate dampers to verify full range of movement.

END OF SECTION

SECTION 26 05 00 - COMMON WORK RESULTS FOR ELECTRICAL

PART 1 - GENERAL

1.1 SECTION INCLUDES

- A. General Requirements specifically applicable to Division 26, in addition to Division 01 provisions.
- B. The electrical system equipment and installation shall comply with all provisions and requirements of this specification, as well as any and all applicable national, state and local codes and standards.

1.2 WORK SEQUENCE

- A. Construct Work in sequence under provisions of Division 01.

1.3 COORDINATION

- A. Coordinate the Work specified in this Division under provisions of Division 01.
- B. Prepare drawings showing proposed rearrangement of Work to meet job conditions, including changes to Work specified under other Sections. Obtain permission of Engineer prior to proceeding.

1.4 REFERENCES

- A. ANSI/NFPA 70 - National Electrical Code, latest adopted edition including all state and local amendments.
- B. NECA - Standard of Installation.
- C. NETA ATS – Acceptance Testing Specifications for Electrical Power Distribution Equipment and Systems.
- D. Electrical Reference Symbols: The Electrical "Legend" on drawings is standardized version for this project. All symbols shown may not be used on drawings. Use legend as reference for symbols used on plans.
- E. Electrical Drawings: Drawings are diagrammatic; not intended to show all features of work. Install material not dimensioned on drawings in a manner to provide a symmetrical appearance. Do not scale drawings for exact equipment locations. Review Mechanical Drawings and adjust work to conform to conditions shown thereon. Field verification of dimensions, locations and levels is directed.

1.5 REGULATORY REQUIREMENTS

- A. Conform to ANSI/NFPA 70.
- B. Conform to the latest adopted edition of the International Building Code and the International Fire Code including all state and local amendments thereto.
- C. Obtain electrical permits, plan review, and inspections from authority having jurisdiction.

1.6 SUBMITTALS

Section 26 05 00
COMMON WORK RESULTS FOR ELECTRICAL

- A. Submittal review is for general design and arrangement only and does not relieve the Contractor from any requirements of Contract Documents. Submittal not checked for quantity, dimension, fit or proper operation. Where deviations of substitute product or system performance have not been specifically noted in the submittal by the Contractor, provisions of a complete and satisfactory working installation is the sole responsibility of the Contractor.
- B. In addition to requirements referenced in Division 01, the following is required for work provided under this division of the specification.
1. Provide material and equipment submittals containing complete listings of material and equipment shown on Electrical Drawings and specified herein. Separate from work furnished under other divisions.
 2. Submittals shall be provided in PDF format with each section indexed in the PDF document. Submittals for Division 26 shall be complete and submitted at one time. Unless given prior approval, partial submittals will be returned unreviewed.
 3. Clearly identify all material and equipment by item, name or designation used on drawings and in specifications.
 4. Submit only pages which are pertinent; mark catalog sheets to identify pertinent products, referenced to Specification Section and Article number. Show reference standards, performance characteristics, and capacities; wiring diagrams and controls; component parts; finishes; dimensions; and required clearances.
 5. Modify manufacturer's standard schematic drawings and diagrams to supplement standard information and to provide information specifically applicable to the work. Delete information not applicable.
 6. Review submittals prior to transmittal; determine and verify field measurements, field construction criteria, manufacturer's catalog numbers, and conformance of submittal with requirements of Contract Documents.
 7. Coordinate submittals with requirements of work and of Contract Documents.
 8. Certify in writing that the submitted shop drawings and product data are in compliance with requirements of Contract Documents. Notify Engineer in writing at time of submittal, of any deviations from requirements of Contract Documents.
 9. Do not fabricate products or begin work which requires submittals until return of submittal with Engineer acceptance.
 10. Equipment scheduled by manufacturer's name and catalog designations, manufacturer's published data and/or specification for that item, in effect on bid date, are considered part of this specification. Approval of other manufacturer's item proposed is contingent upon compliance therewith.

1.7 SUBSTITUTIONS

- A. In accordance with the General Conditions and the General Requirements, Substitution and Product Options, all substitute items must fit in the available space, and be of equal or better quality including efficiency performance, size, and weight, and must be compatible with existing equipment.

1.8 PROJECT RECORD DRAWINGS

Section 26 05 00
COMMON WORK RESULTS FOR ELECTRICAL

- A. Maintain project record drawings in accordance with Division 01.
- B. In addition to the other requirements, mark up a clean set of drawings as the work progresses to show the dimensioned location and routing of all electrical work which will become permanently concealed, except in utility building and electrical rooms. Show routing of work in permanently concealed blind spaces within the building. Show complete routing and sizing of any significant revisions to the systems shown.
- C. Record drawing field mark-ups shall be maintained on-site and shall be available for examination of the Owner's Representative at all times.

1.9 OPERATION AND MAINTENANCE MANUALS

- A. Provide operation and maintenance manuals for training of Owner's Representative in operation and maintenance of systems and related equipment. In addition to requirements referenced in Division 01, the following is required for work provided under this section of the specifications.
- B. Manuals shall be separate from work furnished under other divisions. Prepare a separate chapter for instruction of each class of equipment or system. Index and clearly identify each chapter and provide a table of contents.
- C. Unless otherwise noted in Division 01, provide one copy of all material for approval.
- D. The following is the suggested outline for operation and maintenance manuals and is presented to indicate the extent of items required in manuals.
 - 1. List chapters of information comprising the text. The following is a typical Table of Contents:
 - a. Standby generator.
 - b. Automatic Transfer Switch.
 - c. Other chapters as necessary.
 - 2. Provide the following items in sequence for each chapter shown in Table of Contents:
 - a. Describe the procedures necessary for personnel to operate the system including start-up, operation, emergency operation and shutdown.
 - 1) Give complete instructions for energizing equipment and making initial settings and adjustments whenever applicable.
 - 2) Give step-by-step instructions for shutdown procedure if a particular sequence is required.
 - 3) Include test results of all tests required by this and other sections of the specifications.
 - b. Maintenance Instructions:
 - 1) Provide instructions and a schedule of preventive maintenance, in tabular form, for all routine cleaning and inspection with recommended lubricants if required for the following:
 - a) Standby generator.

- b) Automatic Transfer Switch.
 - 2) Provide instructions for minor repair or adjustments required for preventive maintenance routines, limited to repairs and adjustments which may be performed without special tools or test equipment and which requires no special training or skills.
 - 3) Provide manufacturers' descriptive literature including approved shop drawings covering devices used in system, together with illustrations, exploded views, etc. Also include special devices provided by the Contractor.
 - 4) Provide any information of a maintenance nature covering warranty items, etc., which have not been discussed elsewhere.
 - 5) Include list of all equipment furnished for project, where purchased, technical representative if applicable and a local parts source with a tabulation of descriptive data of all electrical-electronic spare parts and all mechanical spare parts proposed for each type of equipment or system. Properly identify each part by part number and manufacturer.
- c. Inspection Certificate: Include copy of certificate of final inspection and acceptance from the Authority Having Jurisdiction.

1.10 DEMONSTRATION OF ELECTRICAL SYSTEMS

- A. During substantial completion inspection:
 - 1. Conduct operating test for approval under provisions of Division 01.
 - 2. Demonstrate installation to operate satisfactorily in accordance with requirements of Contract Documents.
 - 3. Should any portion of installation fail to meet requirements of Contract Documents, repair or replace items failing to meet requirements until items can be demonstrated to comply.
 - 4. Have instruments available for measuring light intensities, voltage and current values, and for demonstration of continuity, grounds, or open circuit conditions.
 - 5. Provide personnel to assist in taking measurements and making tests.

1.11 WARRANTY

- A. In addition to the requirements of Division 01, or as specified in other sections. Warrant all materials, installation and workmanship for one (1) year from date of acceptance.
- B. Copies of manufacturer product warranties for all equipment shall be included in the operation and installation manuals.

1.12 INSTRUCTION OF OPERATING PERSONNEL

- A. In accordance with the requirements of Division 01 and this section provide services of qualified representative of supplier of each item or system listed below to instruct designated personnel of Owner in operation and maintenance of item or system.

Section 26 05 00
COMMON WORK RESULTS FOR ELECTRICAL

- B. Make instruction when system is complete, of number of hours indicated, and performed at time mutually agreeable.

System or Equipment	Hours of Instruction
Standby power system	4
Automatic Transfer Switch	4
Modify/add other sections as necessary	

- C. Certify that an Anchorage or Fairbanks based authorized service organization regularly carries complete stock of repair parts for listed equipment or systems, that organization is available and will furnish service within 48 hours after request. Include name, address and telephone number of service organization.
- D. Have approved operation and maintenance manuals and parts lists for all equipment on hand at time of instruction.

PART 2 - PRODUCTS

2.1 MATERIALS AND EQUIPMENT

- A. All Materials and Equipment shall be new.
- B. All Materials and Equipment shall be listed by Underwriter's Laboratories or equivalent third party listing agency for the use intended.
- C. Materials and Equipment shall be acceptable to the authority having jurisdiction as suitable for the use intended when installed per listing and labeling instructions.
- D. No materials or equipment containing asbestos in any form shall be used. Where materials or equipment provided by this Contractor are found to contain asbestos such items shall be removed and replaced with non-asbestos containing materials and equipment at no cost to the Owner.
- E. In describing the various items of equipment, in general, each item will be described singularly, even though there may be numerous similar items.

PART 3 - EXECUTION

3.1 WORKMANSHIP

- A. Install Work using procedures defined in NECA Standard of Installation and/or the manufacturer's installation instructions.

3.2 TESTS

- A. Notify the Owner's representative at least 72 hours prior to conducting any tests.
- B. Following completion of installation, test system ground in accordance with the requirements of NETA ATS 7.13. and all feeders in accordance with NETA ATS 7.3. Submit logs of values obtained, and nameplate data of instruments used prior to final inspection. Include a copy of all data in the power distribution section of the Operation and Maintenance Manuals.

Section 26 05 00
COMMON WORK RESULTS FOR ELECTRICAL

- C. Perform additional tests required under other sections of these specifications.
- D. Perform all tests in the presence of the Owner's representative.
- E. The Contractor shall provide written notification to the Owner's representative and the State Electrical Inspector thirty days in advance of requests for rough-in and substantial completion inspections.

3.3 PENETRATIONS OF FIRE BARRIERS

- A. All holes or voids created to extend electrical systems through fire rated floors, walls or ceiling shall be sealed with an asbestos-free intumescent fire stopping material capable of expanding 8 to 10 times when exposed to temperatures 250°F or higher.
- B. Materials shall be suitable for the fire stopping of penetrations made by steel, glass, plastic and shall be capable of maintaining an effective barrier against flame, smoke and gases in compliance with the requirements of ASTM E814 and UL 1479.
- C. The rating of the fire stops shall be the same as the time-rated floor, wall or ceiling assembly.
- D. Install fire stopping materials in accordance with the manufacturer's instructions.
- E. Unless protected from possible loading or traffic, install fire stopping materials in floors having void openings of four (4) inches or more to support the same floor load requirements as the surrounding floor.

END OF SECTION

SECTION 26 05 05 - SELECTIVE DEMOLITION FOR ELECTRICAL

PART 1 - GENERAL

1.1 SECTION INCLUDES

- A. Electrical Demolition.

1.2 RELATED SECTIONS

- A. Division 01 - Alteration Project Procedures.

PART 2 - PRODUCTS

2.1 MATERIALS AND EQUIPMENT

- A. Materials and equipment for patching and extending work: As specified in individual Sections.

PART 3 - EXECUTION

3.1 EXAMINATION

- A. Verify field measurements and circuiting arrangements are as shown on Drawings.
- B. Verify that abandoned wiring and equipment serve only abandoned facilities.
- C. Demolition Drawings are based on a non-destructive walkthrough and existing record documents. Report discrepancies to Owner before disturbing existing installation.
- D. Beginning of demolition means installer accepts existing conditions.

3.2 PREPARATION

- A. Provide temporary wiring and connections to maintain existing systems in service during construction. When work must be performed on energized equipment or circuits, use personnel experienced in such operations.
- B. Existing Electrical Service: Maintain existing system in service until new system is complete and ready for service. Disable system only to make switchovers and connections. Obtain permission from Owner at least 24 hours before partially or completely disabling system. Minimize outage duration. Make temporary connections to maintain service in areas adjacent to work area.
- C. Existing Fire Alarm System: Maintain existing system in service.
- D. Existing Telephone System: Maintain existing system in service.

3.3 DEMOLITION AND EXTENSION OF EXISTING ELECTRICAL WORK

- A. Demolish and extend existing electrical work under provisions of Division 01, and this Division.
- B. Remove, relocate, and extend existing installations to accommodate new construction.
- C. Remove abandoned wiring to source of supply.

Section 26 05 05
SELECTIVE DEMOLITION FOR ELECTRICAL

- D. Remove exposed abandoned conduit, including abandoned conduit above accessible ceiling finishes. Cut conduit flush with walls and floors, and patch surfaces.
- E. Where abandoned conduit is installed below existing slab not scheduled for demolition, remove the conductors, cut conduit flush with floor, and patch surface.
- F. Disconnect abandoned outlets and remove devices. Remove abandoned outlets if conduit servicing them is abandoned and removed. Provide blank cover for abandoned outlets which are not removed.
- G. Disconnect and remove abandoned panelboards and distribution equipment.
- H. Disconnect and remove electrical devices and equipment serving utilization equipment that has been removed.
- I. Repair adjacent construction and finishes damaged during demolition and extension work.
- J. Maintain access to existing electrical installations which remain active.
- K. Extend existing installations using materials and methods as specified.
- L. Where materials or equipment are to be turned over to Owner or reused and installed by the Contractor, it shall be the Contractor's responsibility to maintain condition of materials and equipment equal to the existing condition of the equipment before the work began. Repair or replace damaged materials or equipment at no additional cost to the Owner.

3.4 EXISTING PANELBOARDS

- A. Ring out circuits in existing panel affected by the Work. Where additional circuits are needed, reuse circuits available for reuse.
- B. Tag unused circuits as spare.
- C. Where existing circuits are indicated to be reused, use sensing measuring devices to verify circuits feeding Project area are not in use.
- D. Remove existing wire no longer in use from panel to equipment.
- E. Provide new updated directories where more than three circuits have been modified or rewired.

3.5 CLEANING AND REPAIR

- A. Clean and repair existing materials and equipment which remain or are to be reused.
- B. Panelboards: Clean exposed surfaces and check tightness of electrical connections. Replace damaged circuit breakers and provide closure plates for vacant positions.

3.6 INSTALLATION

- A. Install relocated materials and equipment under the provisions of Division 01.

3.7 DISPOSAL

- A. Dispose of all hazardous waste in accordance with all local, State and Federal requirements.

**Section 26 05 05
SELECTIVE DEMOLITION FOR ELECTRICAL**

END OF SECTION

SECTION 26 05 19 – LOW-VOLTAGE ELECTRICAL POWER CONDUCTORS AND CABLES

PART 1 - GENERAL

1.1 SECTION INCLUDES

- A. Building Wire.
- B. Cable.
- C. Wiring Connections and Terminations.

1.2 RELATED SECTIONS

- A. Section 26 05 53 – Identification for Electrical Systems.

1.3 REFERENCES

- A. ANSI/NEMA WC 70-2021 – Power Cables Rated 2000 Volts or Less for the Distribution of Electrical Energy.
- B. NETA ATS – Acceptance testing specifications for Electrical Power Distribution and Systems.
- C. UL 83 – Thermoplastic Insulated Wire and Cable.
- D. UL 1063 – Standard for Machine and Tool Wire and Cable.
- E. UL 1479 – Standard for Fire Tests of Through Wall Penetration Fire Stops.
- F. UL 1581 – Reference Standard for Electrical Wires, Cables and Flexible Cords.

1.4 SUBMITTALS

- A. Submit data under provisions of Division 01 and Section 26 05 00.
- B. Product Data: Submit product data for all components provided which fall under this section showing configurations, finishes, and dimensions. Each catalog sheet should be clearly marked to indicate exact part number provided, including all options and accessories.

1.5 QUALITY ASSURANCE

- A. Provide wiring materials located in plenums with peak optical density not greater than 0.5, average optical density not greater than 0.15, and flame spread not greater than 5 feet (1.5m) when tested in accordance with NFPA 262.

PART 2 - PRODUCTS

2.1 BUILDING WIRE

- A. Thermoplastic-insulated Building Wire: NEMA WC 70.
- B. Feeders and Branch Circuits Larger Than 6 AWG: Copper, stranded conductor, 600 volt insulation, THW, THHN/THWN or XHHW-2 as indicated.

Section 26 05 19
LOW-VOLTAGE ELECTRICAL
POWER CONDUCTORS AND CABLES

- C. Feeders and Branch Circuits 6 AWG and Smaller: Copper conductor, 600 volt insulation, THHN/THWN or XHHW-2. 6 and 8 AWG, stranded conductor; smaller than 8 AWG, solid or stranded conductor.
- D. Branch Circuit Wire Color Code:
 - 1. Color code wires by line or phase as follows:
 - a. Black, red, blue and white for 120/208V systems.
 - b. Brown, orange, yellow and gray for 277/480V systems.
 - 2. For conductors 6 AWG and smaller, insulation shall be colored. For conductors 4 AWG and larger, identify with colored phase tape at all terminals, splices, and boxes.
 - 3. Grounding conductors 6 AWG and smaller shall have green colored insulation. For 4 AWG and larger, use green tape at both ends and at all other visible points in between, including pull and junction boxes.
- E. Control Circuits: Copper, stranded conductor 600 volt insulation, THHN/THNN or XHHW-2.

2.2 REMOTE CONTROL AND SIGNAL CABLE

- A. Control Cable for Class 1 Remote Control and Signal Circuits: Copper conductor, 600 volt insulation, rated 90° C, individual conductors twisted together, shielded, and covered with an overall PVC jacket; UL listed.
- B. Control Cable for Class 2 or Class 3 Remote Control and Signal Circuits: Copper conductor, 300 volt insulation, rated 90° C, individual conductors twisted together, shielded or unshielded (as required), and covered with a PVC jacket; UL listed.

2.3 WIRING CONNECTIONS AND TERMINATIONS

- A. For conductors 8 AWG and smaller:
 - 1. Dry interior areas: Spring wire connectors, pre-insulated “twist-on” rated 105 degrees C per UL 468C. Where stranded conductors are terminated on screw type terminals, install crimp insulated fork or ring terminals. Thomas & Betts Sta-Kon or equal.
 - 2. Wet or exterior: Spring wire connectors, pre-insulated “twist-on”, resin filled rated for direct burial per UL 486D.
- B. For conductors 6 AWG and larger:
 - 1. Bus lugs and bolted connections: 600 V, 90 degrees C., two hole long barrel irreversible compression copper tin plated. Thomas & Betts or approved equal.
 - 2. Motor connection: 600 V, 90 degrees C., copper tin plated compression motor pigtail connector, quick connect/disconnect, slip on insulator. Thomas & Betts or approved equal.
 - 3. Two way connector for splices or taps: 600 V, 90 degrees C., compression long barrel, copper tin plated. Thomas & Betts or approved equal. Insulate with Scotch 23 rubber insulating base covering and Scotch 33+ outer wrap.

PART 3 - EXECUTION

3.1 GENERAL WIRING METHODS

- A. Use no wire smaller than 12 AWG for power, and no smaller than 18 AWG for control wiring.
- B. Use 10 AWG conductor for 20 ampere, 120 volt branch circuit home runs longer than 75 feet, and for 20 ampere, 277 volt branch circuit home runs longer than 200 feet.
- C. Splice only in junction or outlet boxes.
- D. Neatly train and lace wiring inside boxes, equipment, and panelboards.
- E. Make Conductor lengths for parallel circuits equal.
- F. Do not share neutral conductors. Provide a dedicated neutral conductor for each branch circuit that requires a neutral.

3.2 WIRING INSTALLATION IN RACEWAYS

- A. Pull all conductors into a raceway at the same time. Verify that raceway is complete and properly supported prior to pulling conductors. Use UL listed wire pulling lubricant for pulling 4 AWG and larger wires.
- B. Install wire in raceway after interior of building has been physically protected from the weather and all mechanical work likely to injure conductors has been completed.
- C. Do not install XHHW-2 conductors when ambient temperatures are below 23F and THHN/THWN conductors when ambient temperatures are below 32F.
- D. Conductors shall be carefully inspected for insulation defects and protected from damage as they are installed in the raceway. Where the insulation is defective or damaged, the cable section shall be repaired or replaced at the discretion of the Owner and at no additional cost to the Owner.
- E. Place an equal number of conductors for each phase of a circuit in same raceway or cable.
- F. Route conductors from each system in independent raceway system and not intermix in the same raceway, enclosure, junction box, wireway, or gutter as another system unless otherwise shown on the plans.
- G. No more than six current carrying conductors shall be installed in any homerun unless otherwise indicated on the drawings or without prior approval from the Engineer.
- H. Completely and thoroughly swab raceway system before installing conductors.
- I. When two or more neutrals are installed in one conduit, identify each with the proper circuit number in accordance with Section 26 05 53.

3.3 WIRING CONNECTIONS AND TERMINATIONS

- A. Stranded wire shall not be wrapped around screw terminals.
- B. Splice only in accessible junction boxes.

Section 26 05 19
LOW-VOLTAGE ELECTRICAL
POWER CONDUCTORS AND CABLES

- C. Thoroughly clean wires before installing lugs and connectors.
- D. Make splices, taps and terminations to carry full ampacity of conductors without perceptible temperature rise.
- E. Terminate spare conductors with twist on connectors or heat shrink insulation to proper voltage rating.
- F. Control systems wiring in conjunction with mechanical, electrical or miscellaneous equipment to be identified in accordance with wiring diagrams furnished with equipment.
- G. Code signal systems wiring and any special equipment in accordance with manufacturer's diagrams or recommendations.
- H. Do not exceed manufacturer's recommended pull tensions.

3.4 FIELD QUALITY CONTROL

- A. Field inspection and testing will be performed under provisions of Division 01.
- B. Inspect wire and cable for physical damage and proper connection.
- C. Torque conductor connections and terminations to manufacturer's recommended values.

3.5 WIRE AND CABLE INSTALLATION SCHEDULE

- A. All Locations: Building wire and/or remote control and signal cable in raceways.

END OF SECTION

SECTION 26 05 26 – GROUNDING AND BONDING FOR ELECTRICAL SYSTEMS

PART 1 - GENERAL

1.1 SECTION INCLUDES

- A. Power System Grounding.
- B. Electrical Equipment and Raceway Grounding and Bonding.

1.2 RELATED SECTIONS

- A. The Work under this section is subject to requirements of the Contract Documents including the General Conditions, Supplementary Conditions, and sections under Division 01 General Requirements, Section 26 05 00 – Common Work Results for Electrical, Division 27 and Division 28.
- B. Section 26 05 19 – Low-Voltage Electrical Power Conductors and Cables.

1.3 REFERENCE STANDARDS

- A. ANSI/NEMA GR-1, Ground Rod Electrodes and Ground Rod Electrode Couplings.
- B. ASTM B 3 – Standard Specification for Soft or Annealed Copper Wire.
- C. AWS A5.8/A5.8M – Specification for Filler Metals for Brazing and Braze Welding.
- D. IEEE Std 81 – Guide for Measuring Earth Resistivity, Ground Impedance, and Earth Surface Potentials of a Ground System.
- E. IEEE Std 142 – Recommended Practice for Grounding of Industrial and Commercial Power System.
- F. UL 467 – Standard for Grounding and Bonding Equipment.

1.4 SYSTEM DESCRIPTION

- A. Provide a complete grounding system for services and equipment as required by State and Local Codes, NEC, applicable portions of other NFPA codes, and as indicated herein.

1.5 SUBMITTALS

- A. Product Data: Submit product data for all components provided, showing material type and dimensions. Each catalog sheet should be clearly marked to indicate exact part number provided, including all options and accessories.

1.6 COORDINATION

- A. Division 01 – Administrative Requirements: Requirements for Coordination.

PART 2 - PRODUCTS

2.1 MATERIALS

GROUNDING AND BONDING FOR ELECTRICAL SYSTEMS

- A. Solid Ground Rods: ANSI/NEMA GR-1, copper-encased steel, $\frac{3}{4}$ inch diameter, minimum length 10 feet. Ground rods shall be clean and smooth.
- B. Bonding Conductors: Solid bare copper wire for sizes No. 8 AWG and smaller diameter. Stranded bare copper wire for sizes No. 6 AWG and larger diameter. Conductors may be insulated conductors if used provide green insulation.
- C. Grounding Conductors: Copper conductor bare or green insulated.
- D. Mechanical Grounding and Bonding Connectors: Non-reversible crimp type lugs only. Use factory made compression lug for all terminations.
- E. In external locations, clamping shall be used only where a disconnect type of connection is required. Connection device may utilize threaded fasteners and shall be constructed such that positive contact pressure shall be maintained at all times. Machine bolts with lock washers shall be used.

PART 3 - EXECUTION**3.1 INSTALLATION**

- A. Provide a separate, insulated equipment-grounding conductor in all feeder and branch circuits. Terminate each end on a grounding lug, bus, or bushing. Multiple conductors on single lug not permitted. Each grounding conductor shall terminate on its own terminal lug.
- B. Connect grounding electrode conductors to metal water pipe using a suitable ground clamp. Make connections to flanged piping at street side of flange. Provide bonding jumper around water meter and back flow preventors.
- C. Bond together system neutrals, service equipment enclosures, exposed non-current carrying metal parts of electrical equipment, metal raceway systems, grounding conductor in raceways and cables, receptacle ground connectors, and plumbing and fuel systems.
- D. Grounding conductors for branch circuits shall be sized in accordance with NEC, except minimum size grounding conductor shall be No. 12 AWG.
- E. Grounding conductor is in addition to neutral conductor and in no case shall neutral conductor serve as grounding means.
- F. Ground rods shall be installed so that the top of the rod is not less than 12 inches below finished grade. Conceal after inspection.

3.2 FIELD QUALITY CONTROL

- A. Inspect grounding and bonding system conductors and connections for tightness and proper installation.
- B. Continuity Test: Continuity test shall be performed on all power receptacles to ensure that the ground terminals are properly grounded to the facility ground system.

END OF SECTION

SECTION 26 05 29 - HANGERS AND SUPPORTS FOR ELECTRICAL SYSTEMS

PART 1 - GENERAL

1.1 SECTION INCLUDES

- A. Section included hangers and supports for Power Systems, Communication Systems and Electronic Safety and Security Systems.
- B. Conduit Supports.
- C. Formed Steel Channel.
- D. Spring Steel Clips.
- E. Sleeves.

1.2 RELATED SECTIONS

- A. The Work under this section is subject to requirements of the Contract Documents including the General Conditions, Supplementary Conditions, and sections under Division 01 General Requirements, and Section 26 05 00 – Common Work Results for Electrical.

1.3 REFERENCES

- A. International Building Code (IBC), Chapter 16 – Structural Design.

1.4 SUBMITTALS

- A. Division 01: Requirements for submittals.
- B. Product Data: Submit product data for specialty supports.

1.5 QUALITY ASSURANCE

- A. Support systems shall be adequate for weight of equipment and conduit, including wiring, which they carry.
- B. Perform Work in accordance with State of Alaska Standard Specifications.

PART 2 - PRODUCTS

2.1 CONDUIT SUPPORTS

- A. Manufacturers:
 - 1. Allied Tube & Conduit Corp.
 - 2. Minerallac Fastening Systems.
 - 3. O-Z Gedney Co.
 - 4. Substitutions: per Division 01

Section 26 05 29
HANGERS AND SUPPORTS
FOR ELECTRICAL SYSTEMS

- B. Hanger Rods: Threaded high tensile strength galvanized carbon steel with free running threads.
- C. Beam Clamps: Malleable Iron, with tapered hole in base and back to accept either bolt or hanger rod. Set screw: hardened steel.
- D. Conduit clamps for trapeze hangers: Galvanized steel, notched to fit trapeze with single bolt to tighten.
- E. Conduit clamps - general purpose: One-hole malleable iron for surface mounted conduits.
- F. Cable Ties: High strength nylon temperature rated to 185 degrees F. self-locking.

2.2 FORMED STEEL CHANNEL

- A. Manufacturers:
 - 1. B-Line Systems.
 - 2. Allied Tube & Conduit Corp.
 - 3. Unistrut Corp.
 - 4. Substitutions: per Division 01.
- B. Product Description: Galvanized 12 gage thick steel. With holes 1-1/2 inches on center.

2.3 SLEEVES

- A. Sleeves Through Non-fire Rated Floors: 18 gage thick galvanized steel.
- B. Sleeves Through Non-fire Rated Beams, Walls, Footings, and Potentially Wet Floors: Steel pipe or 18 gage thick galvanized steel.
- C. Sleeves Through Fire Rated and Fire Resistive Floors and Walls, and Fire Proofing: Prefabricated fire rated sleeves including seals, UL listed.
- D. Fire-stopping Insulation: Glass fiber type, non-combustible.

PART 3 - EXECUTION

3.1 EXAMINATION

- A. Division 01: Verification of existing conditions before starting work.
- B. Verify openings are ready to receive sleeves.

3.2 PREPARATION

- A. Obtain permission from Owner's Representative before using powder-actuated anchors.
- B. Obtain permission from Owner's Representative before drilling or cutting structural members.

3.3 INSTALLATION - GENERAL

Section 26 05 29
HANGERS AND SUPPORTS
FOR ELECTRICAL SYSTEMS

- A. Fasten hanger rods, conduit clamps, and outlet and junction boxes to building structure using precast insert system, expansion anchors, preset inserts, beam clamps, or spring steel clips.
- B. Use toggle bolts or hollow wall fasteners in hollow masonry partitions and walls; expansion anchors or preset inserts in solid masonry walls; self-drilling anchors or expansion anchor on concrete surfaces; sheet metal screws in sheet metal studs; and wood screws in wood construction.
- C. Do not support raceways or boxes from ceiling suspension wires or suspended ceiling systems. Provide support from building structure independently to allow ceiling removal and replacement without removal of electrical system. If dedicated support wires are used, wires and wire clips must be painted or color-coded.
- D. Do not fasten supports to piping, ductwork, mechanical equipment, conduit, or ceiling suspension system.
- E. Fabricate supports from structural steel or steel channel, rigidly welded or bolted to present a neat appearance. Use hexagon head bolts with spring lock washers under all nuts.
- F. Securely fasten fixtures and equipment to building structure in accordance with manufacturer's recommendations and to provide necessary earthquake anchorage.
- G. Provide wall attached fixtures and equipment weighing less than 50 pounds with backing plates of at least 1/8" x 10" sheet steel or 2" x 10" fire retardant treated wood securely built into the structural walls. Submit attachment details of heavier equipment for approval.
- H. Earthquake Anchorages:
 - 1. Equipment weighing more than 50 pounds shall be adequately anchored to the building structure to resist lateral earthquake forces.
 - 2. Total lateral (earthquake) forces shall be 1.5 times the equipment weight acting laterally in any direction through the equipment center of gravity. Provide adequate backing at structural attachment points to accept the forces involved.

3.4 INSTALLATION - SLEEVES

- A. Exterior watertight entries: Seal with adjustable interlocking rubber links.
- B. Conduit penetrations not required to be watertight: Sleeve and fill with silicon foam.
- C. Set sleeves in position in forms. Provide reinforcing around sleeves.
- D. Size sleeves large enough to allow for movement due to expansion and contraction. Provide for continuous insulation wrapping.
- E. Extend sleeves through floors 1 inch above finished floor level. Caulk sleeves.
- F. Where conduit or raceway penetrates floor, ceiling, or wall, close off space between conduit or raceway and adjacent work with stuffing insulation and caulk. Provide close fitting metal collar or escutcheon covers at both sides of penetration.
- G. Install chrome plated steel escutcheons at finished surfaces.

END OF SECTION

SECTION 26 05 53 – IDENTIFICATION FOR ELECTRICAL SYSTEMS

PART 1 - GENERAL

1.1 SECTION INCLUDES

- A. Nameplates
- B. Tape Labels.
- C. Wire and Cable Markers.
- D. Underground Warning Tape.

1.2 RELATED SECTIONS

- A. The Work under this section is subject to requirements of the Contract Documents including the General Conditions, Supplementary Conditions, and sections under Division 01 General Requirements, and Section 26 05 00 – Common Work Results for Electrical.
- B. Section 26 05 19 – Low-Voltage Electrical Power Conductors and Cables.
- C. Section 26 05 33 – Raceway and Boxes for Electrical Systems.
- D. Section 26 24 16 – Panelboards.

1.3 SUBMITTALS

- A. Division 01 and Section 26 05 00 – Common Work Results for Electrical.
- B. Product Data:
 - 1. Submit manufacturer's catalog literature for each product required.
 - 2. Submit electrical identification schedule including list of wording, symbols, letter size, color-coding, tag number, location, and function.

1.4 ENVIRONMENTAL REQUIREMENTS

- A. Install labels and nameplates only when ambient temperature and humidity conditions for adhesive are within range recommended by manufacturer.

PART 2 - PRODUCTS

2.1 NAMEPLATES

- A. Product Description: Laminated three-layer plastic with engraved white letters on black background. Nameplate for service disconnect shall be engraved white letters on red background.
- B. Letter Size:
 - 1. 1/4-inch high letters for identifying individual panel or equipment.

Section 26 05 53
IDENTIFICATION FOR ELECTRICAL SYSTEMS

2. 1/8-inch high letters for remaining lines with 1/8 inch spacing between lines.
- C. Minimum nameplate size: 1/8 inch thick with a consistent length and height for each type of nameplate wherever installed on the project.

2.2 TAPE LABELS

- A. Product Description: Adhesive tape labels, with 3/16 inch Bold Black letters on clear background made using Dymo Rhino series label printer or approved equal.
- B. Embossed adhesive tape will not be permitted for any application.

2.3 WIRE AND CABLE MARKERS

- A. Power and Lighting Description: Machine printed heat-shrink tubing, cloth or wrap-on type, for all neutrals and Phase conductors.
- B. Low Voltage System Description: Self-adhesive machine printed label with unique wire number that is shown on shop drawing for system.

2.4 UNDERGROUND WARNING TAPE

- A. Product Description: Red, 6-inch wide, detectable.
- B. Wording to read "Caution – Buried Electric Line Below".

PART 3 - EXECUTION

3.1 GENERAL INSTALLATION

- A. Degrease and clean surfaces to receive nameplates and tape labels.
- B. Install nameplates and tape labels parallel to equipment lines.
- C. Underground Warning Tape Installation: Install underground warning tape along length of each underground conduit, raceway, or cable 6 to 8 inches below finished grade, directly above buried conduit, raceway, or cable.

3.2 NAMEPLATE INSTALLATION

- A. Secure nameplates to equipment fronts using machine screws tapped and threaded into panelboard, or using rivets. The use of adhesives is not acceptable. Machine screws to not protrude more than 1/16 inch on back side.
- B. Service Disconnect Nameplate: Provide nameplate on exterior service disconnect that reads "SERVICE DISCONNECT".
- C. Disconnects, Starters, or Contactors:
 1. Provide nameplate for each device with the following information:
 - a. Line 1: Load served.
 - b. Line 2: Panelboard and circuit number from which the device is fed.

Section 26 05 53
IDENTIFICATION FOR ELECTRICAL SYSTEMS

- c. Line 3: Fuse or Circuit amperage and poles. Where fused disconnect is installed, denote the maximum fuse size to be installed.

3.3 LABEL INSTALLATION

- A. Conduit Feeder Labels - Provide conduit labels on all feeder raceways as follows:
 - 1. Distribution Panels – “PANEL xxxx IN ROOM #xxx”.
 - 2. Panelboards – “PANEL xxxx FED FROM MDP xxx”.
- B. Spare Raceways: Provide raceway label on each individual raceway denoting the source and termination point at each end.
- C. Low-Voltage System Device Labels: Provide label on each device, denoting device ID or address where applicable. Affix label to device faceplate for ceiling-mounted devices or wall-mounted devices above 8'-0" AFF. Affix label inside backbox for exterior devices.

3.4 WIRE IDENTIFICATION

- A. Provide wire markers on each conductor in panelboard gutters, pull boxes, outlet and junction boxes, and at load connection. Identification shall be as follows:
 - 1. Markers shall be located within one inch of each cable end, except at panelboards, where markers for branch circuit conductors shall be visible without removing panel deadfront.
 - 2. Each wire and cable shall carry the same labeled designation over its entire run, regardless of intermediate terminations.
 - 3. Color code phases, neutral, and ground per NEC requirements and Section 26 05 19.
 - 4. Color-code all low-voltage system wires and cables in accordance with the individual sections in which they are specified.
 - 5. For power and lighting circuits, identify with branch circuit or feeder number.
 - 6. Control Circuits: Control wire number as indicated on schematic and shop drawings.
- B. Provide pull string markers at each end of all pull strings. Marker shall identify the location of the opposite end of the pull string.

3.5 JUNCTION BOX IDENTIFICATION

- A. Label each power junction box with the panelboard name and circuit number.
- B. For junction boxes above ceilings, mark the box cover with the circuit or system designation using permanent black marker. For junction boxes in finished areas, mark the inside of the cover with the circuit or system designation using permanent black marker.

3.6 LOW-VOLTAGE SYSTEM IDENTIFICATION

- A. Install all labeling in accordance with the requirements of this section and of each section where the individual systems are specified.

END OF SECTION

SECTION 26 05 83 - WIRING CONNECTIONS

PART 1 - GENERAL

1.1 SECTION INCLUDES

- A. Electrical connections to equipment specified under other Sections.

1.2 RELATED SECTIONS

- A. Division 01 - Administrative Requirements; Summary: Owner-furnished equipment.
- B. Division 23 – HVAC Ducts and Casings.
- C. Section 26 05 19 - Low-Voltage Electrical Power Conductors and Cables.
- D. Section 26 05 33 - Raceway and Boxes for Electrical Systems.

1.3 REFERENCES

- A. FS W-C-596 - Electrical Power Connector, Plug, Receptacle, and Cable Outlet.
- B. National Electrical Manufacturers Association:
 - 1. NEMA WD 1 - General Purpose Wiring Devices.
 - 2. NEMA WD 5 - Specific-Purpose Wiring Devices.

1.4 SUBMITTALS

- A. Submit data under provisions of Division 01 and Section 26 05 00.
- B. Product Data: Submit wiring device manufacturer's catalog information showing dimensions, configurations, and construction.

1.5 COORDINATION

- A. Division 01 - Administrative Requirements: Coordination and project conditions.
- B. Obtain and review shop drawings, product data, manufacturer's wiring diagrams, and manufacturer's instructions for equipment furnished under other sections.
- C. Determine connection locations and requirements.
- D. Sequence rough-in of electrical connections to coordinate with installation of equipment.
- E. Sequence electrical connections to coordinate with start-up of equipment.

PART 2 - PRODUCTS

2.1 CORDS AND CAPS

- A. Straight-blade Attachment Plug: NEMA WD 1.

**SECTION 26 05 83
WIRING CONNECTIONS**

- B. Attachment Plug Configuration: Match receptacle configuration at outlet provided for equipment.
- C. Cord Construction: Oil-resistant thermoset insulated Type SO multiconductor flexible cord with identified equipment grounding conductor, suitable for extra hard usage in damp locations.
- D. Cord Size: Suitable for connected load of equipment and rating of branch circuit overcurrent protection.

PART 3 - EXECUTION

3.1 INSPECTION

- A. Verify that equipment is ready for electrical connection, wiring, and energization.

3.2 PREPARATION

- A. Review equipment submittals prior to installation and electrical rough-in. Verify location, size, and type of connections. Coordinate details of equipment connections with supplier and installer.

3.3 INSTALLATION

- A. Use wire and cable with insulation suitable for temperatures encountered in heat-producing equipment.
- B. Make conduit connections to equipment that is subject to vibration or movement using flexible conduit. Use Liquidtight flexible conduit in damp or wet locations.
- C. Install pre-finished cord set where connection with attachment plug is indicated or specified by the equipment manufacturer's installation instructions, or use attachment plug with suitable strain-relief clamps.
- D. Provide suitable strain-relief clamps for cord connections to outlet boxes and equipment connection boxes.
- E. Make wiring connections in control panel or in wiring compartment of pre-wired equipment in accordance with manufacturer's instructions. Provide interconnecting wiring where required.
- F. Install disconnect switches, controllers, control stations, and control devices such as limit switches and temperature switches and connect with conduit and wiring as indicated in the equipment manufacturer's installation instructions.
- G. Where reconnecting existing equipment, extend connections using materials and methods compatible with existing electrical installations, or as specified.

3.4 ADJUSTING

- A. Cooperate with utilization equipment installers and field service personnel during checkout and starting of equipment to allow testing and balancing and other startup operations. Provide personnel to operate electrical system and checkout wiring connection components and configurations.

END OF SECTION

SECTION 26 32 00 - PACKAGED GENERATOR ASSEMBLIES

PART 1 - GENERAL

1.1 SECTION INCLUDES

- A. Packaged engine generator system.
- B. Genset accessories.

1.2 RELATED SECTIONS

- A. Division 23 – HVAC.
- B. Section 26 05 00 – Common Work Results for Electrical.
- C. Section 26 05 19 – Low Voltage Electrical Power Conductors and Cables.
- D. Section 26 05 26 – Grounding and Bonding for Electrical Systems.
- E. Section 26 05 29 – Hangers and Supports for Electrical Systems.
- F. Section 26 05 33 – Raceway and Boxes for Electrical Systems.
- G. Section 26 05 53 – Identification for Electrical Systems.
- H. Section 26 36 23 – Automatic transfer switches.

1.3 REFERENCES

- A. ASCE 7 Chapter 13.
- B. ANSI/NEMA AB 1 – Molded Case Circuit Breakers.
- C. ANSI/NEMA 250 - Enclosures for Electrical Equipment (1000 Volts Maximum).
- D. ANSI/NEMA MG 1 - Motors and Generators.
- E. ANSI/NFPA 70 - National Electrical Code.
- F. ANSI/NFPA 110 – Emergency and Standby Power Systems.
- G. ASTM A36 – Specification for Carbon Structural Steel.
- H. ASTM A653 – Specification for Steel Sheet, Zinc-Coated (Galvanized) or Zinc-Iron Alloy-Coated (Galvannealed) by the Hot-Dip Process.
- I. ASTM E84 - Test Method for Surface Burning Characteristics of Building Materials.
- J. IBC, Chapter 16 – Structural Design.
- K. IEEE446 - Recommended Practice for Emergency and Standby Power Systems for Commercial and Industrial Applications.

Section 26 32 00
PACKAGED GENERATOR ASSEMBLIES

- L. ISO 8528 – Reciprocating Internal Combustion Engine Driven Alternating Current Generating Sets.
- M. UL 2200 – Stationary Engine Generator Assemblies.

1.4 SYSTEM DESCRIPTION

- A. Engine generator system to provide source of standby power for the entire facility. The engine generator assembly shall be listed in accordance with UL 2200.
- B. System Capacity: 200kW, 250KVA, emergency/standby rated at elevation of 300 feet above sea level, and ambient temperature between -40 and 104° F.
- C. Operation: In accordance with ANSI/NFPA 110.
- D. The Packaged Generator Assembly, all dimensions, and performance data are based on Kohler model: 200REOZJF. The Contractor shall make all necessary modifications required for other manufacturers, at no additional cost to the Owner, if Kohler equipment is not supplied.

1.5 SUBMITTALS

- A. Submit shop drawings and product data under provisions of Division 01.
- B. Submit shop drawings showing plan and elevation views with overall and interconnection point dimensions, fuel consumption rate curves at various loads, ventilation and combustion air requirements, and electrical diagrams including schematic and interconnection diagrams.
- C. Submit product data showing dimensions, weights, ratings, interconnection points, and internal wiring diagrams for engine, generator, control panel, battery, battery rack, battery charger, exhaust silencer.
- D. Provide structurally engineered shop drawings or seismic restraint of all equipment required by the 2012 IBC, Chapter 16 (1621).
- E. Submit manufacturer's installation instructions under provisions of Division 01.

1.6 PROJECT RECORD DOCUMENTS

- A. Submit record documents under provisions of Division 01.
- B. Accurately record location of packaged generator assembly, and all external mechanical and electrical connections. Provide dimensioned routing of underground utilities from building to utility building, as applicable.
- C. Submit onsite test records showing the results of the testing per Part 3.3 below.

1.7 OPERATION AND MAINTENANCE DATA

- A. Submit operation and maintenance data under provisions of Division 01.
- B. Include instructions for the following:
 - 1. Normal operation.
 - 2. Routine maintenance requirements, including replacement of filters.

3. Starting battery inspection/maintenance.
 4. System coolant and other fluid inspection and replacement.
 5. Oil sampling and analysis for engine wear.
 6. Emergency maintenance procedures.
- C. Provide manufacturer's service manuals for all equipment, including but not limited to the following: Engine, generator, and radiator,.

1.8 QUALIFICATIONS

- A. Manufacturer: Company specializing in packaged generator assemblies with a minimum of five years of documented experience.
- B. Supplier: Authorized distributor of the packaged generator assembly with service facilities in Anchorage, AK. Supplier shall be authorized by the manufacturer to maintain and administer the warranty and employ factory certified mechanics to perform warranty work.

1.9 DELIVERY, STORAGE, AND HANDLING

- A. Deliver products to site under provisions of Division 01.
- B. Store and protect products under provisions of Division 01.
- C. Accept packaged engine generator set and accessories on site in crates and verify damage.
- D. Protect equipment from dirt and moisture by securely wrapping in heavy plastic.

1.10 WARRANTY AND MAINTENANCE SERVICE

- A. Under the provisions of Division 01, the complete electrical power system (generator set, controls, automatic transfer switch and associated switches and accessories) shall be warranted by the manufacturer against defects in materials and workmanship for a period of two years from the date of generator commissioning. Warranty shall include parts, labor, travel expenses and labor to remove/reinstall equipment. There shall be no deductibles applied to the warranty.
- B. Contractor to furnish contact information for a local (Anchorage or Fairbanks) supplier who can provide a maintenance service agreement at the end of the warranty period.

1.11 EXTRA MATERIALS

- A. Submit maintenance materials under provisions of Division 01.
- B. Furnish one set of tools required for preventative maintenance of the engine generator system. Package tools in adequately sized metal tool box.
- C. Provide two additional sets of each fuel, oil, and air filter element required for the engine generator system.

PART 2 - PRODUCTS

2.1 MANUFACTURERS

- A. Kohler (Basis of Design).
- B. Caterpillar.
- C. MTU.
- D. Cummins.
- E. Substitutions: Under provisions of Division 01.

2.2 ENGINES

- A. Type: Water-cooled inline or V-type, four stroke cycle, compression ignition internal combustion engine.
- B. Rating: Emergency power rated per ISO 8528 at specified elevation and ambient limits.
- C. Fuel System: Appropriate for use of #2 fuel oil.
- D. Engine Speed: 1800 rpm.
- E. Governor: Isochronous type to maintain engine speed within 0.5 percent, steady state, and 5 percent, no load to full load, with recovery to steady state within 2 seconds following sudden load changes.
- F. Safety Devices: Engine shutdown on high water temperature, high lube oil temperature, low oil pressure, overspeed, and engine overcrank. Limits as selected by manufacturer.
- G. Engine Starting: Electric DC starting system capable of three complete cranking cycles without overheating. Starters shall have positive engagement, number and voltage of starter motors in accordance with manufacturer's instructions. Include remote starting control circuit, with MANUAL-OFF-REMOTE selector switch on engine-generator control panel.
- H. Engine Jacket Heater: UL listed and labeled thermal circulation type water heater with integral thermostatic control, sized to maintain engine jacket water at 90° F, and suitable for operation on 120 volts AC.
- I. Radiator: Engine mounted radiator using 50/50 glycol coolant, with blower type fan, sized to maintain safe engine temperature in ambient temperature of 104° F and freeze protection to -34 °F. Radiator Air Flow Restriction: 0.5 inches of water, maximum. Rotating parts shall be guarded against accidental contact.
- J. Engine Accessories:
 - 1. Oil Pump: Positive displacement, mechanical, full pressure, lubrication oil pump.
 - 2. Fuel Pump: An engine driven, mechanical, positive displacement fuel pump. Include fuel priming pump.
 - 3. Fuel filter with a replaceable spin-on canister element. Provide Racor or approved equal pre-filter, with water shutdown sensor tied to control panel.
 - 4. Replaceable dry element air cleaner with restriction indicator.
 - 5. Water pump.

Section 26 32 00
PACKAGED GENERATOR ASSEMBLIES

- 6. Lube oil cooler.
- 7. Lube Oil Drain: Extend the lube oil drain to the outside of the generator skid using Areoequip fittings. Install a Nibco T - 113 shut off valve on the hose at an accessible location of the unit and cap the end of the hose with a 3/4" NPT cap.
- K. Mounting: Provide structural steel base for mounting the genset and mount to building slab per manufacturer's instructions.

2.3 GENERATORS

- A. Generator: ANSI/NEMA MG 1; three phase, four pole, reconnectable brushless synchronous generator with brushless PMG excitation.
- B. Rating: 200kW, 250 kVA, at 0.8 power factor, 480Y/277 volts, 60Hz at 1800 rpm.
- C. Insulation and Temperature Rise: ANSI/NEMA MG 1, Class F, 130° C, standby.
- D. Voltage Regulation: Include generator-mounted volts per Hertz exciter-regulator to match engine and generator characteristics, with voltage regulation +/- one percent from no load to full load. Include manual controls to adjust voltage drop +/- 5 percent voltage level, and voltage gain.
- E. Transient Voltage Performance: Not more than 20 percent variation for 50 percent step-load increase or decrease. Voltage shall recover and remain within the steady state operating band within 5 seconds. On application of a 100% load step, the generator set shall recover to stable voltage within 10 seconds.
- F. Frequency Regulation: Isochronous from steady state no load to steady state rated load. Random frequency variation with any steady load from no load to full load shall not exceed plus or minus 0.25%.
- G. Transient Frequency Performance: Not more than 15 percent variation for 50 percent step-load increase or decrease. Frequency shall recover and remain within the steady-state operating band within 5 seconds. On application of 100% load step, the generator set shall recover to stable frequency within 10 seconds.
- H. Output Waveform: The alternator shall produce a clean AC voltage waveform, with not more than 5% total harmonic distortion at full linear load, when measured from line to neutral, and with not more than 3% in any single harmonic. Telephone influence factor shall not exceed 50 in accordance with NEMA MG 1.
- I. Sustained Short-Circuit Current: For a 3-phase bolted short circuit at system output terminals, the generator set shall supply a minimum of 300 percent of rated full-load current for not less than 8 seconds without damage to the generator system components. For a single-phase bolted short circuit at system output terminals, the system shall regulate both voltage and current to prevent over-voltage conditions on the non-faulted phases.
- J. Start Time: Comply with NFPA 110, Level 1, Type 10 system requirements.
- K. Generator Leads: The generator leads shall be brought out and terminated on a unit-mounted generator circuit breaker. The generator leads shall have sufficient length to allow for any connection configuration.

2.4 ACCESSORIES

Section 26 32 00
PACKAGED GENERATOR ASSEMBLIES

- A. Exhaust Silencers: Nelson Special "400" or approved supercritical type silencer, with a minimum overall attenuation level of 40 dB(A) and a maximum exhaust pressure drop not to exceed the engine manufacturer's recommendations at the rated engine exhaust gas flow rate and temperature. Provide with ANSI 150# companion flanges and flexible stainless steel exhaust fitting, suitable for horizontal orientation with side entry and end exit, sized in accordance with engine manufacturer's instructions. Dual exhaust engines shall be provided with one silencer similar to the above combining the two exhaust outlets into a single outlet.
- B. Batteries: Heavy duty, diesel starting type lead-acid storage batteries, sized as recommended by the engine/generator set manufacturer for starting the set at 0°F ambient. Match battery voltage to starting system. Include necessary cables and clamps.
- C. Battery Trays: Non-metallic battery boxes with covers and hold-downs, treated for electrolyte resistance and constructed to contain spillage of electrolyte. Provide with seismic restraints to secure batteries during earthquakes. The battery housing shall be accessible for maintenance.
- D. Battery Chargers: UL 1236 listed, dual-rate, temperature compensated, 10-Amp, current limiting type designed to float at 2.17 volts per cell and equalize at 2.33 volts per cell. Provide overload protection, full wave rectifier, Analog DC voltmeter and ammeter, and 120 volts AC fused input. Provide wall-mounted enclosure to meet ANSI/NEMA 250, Type 1 requirements. LED status indicators shall provide visual output along with individual form C contacts rated at 4 amp, 120 VAC, 30 VDC for remote indication of:
1. Charger Fault : Red LED.
 2. Charger modes (float, autoboot, off): Yellow LED
 3. Temperature compensation: Blue LED
 4. AC input and DC output status: Green LED
 5. NFPA 110 Level 1 compatible
- E. Line Circuit Breaker: NEMA AB 1 molded case circuit breaker on generator output with integral thermal and instantaneous magnetic trip in each pole; sized in accordance with ANSI/NFPA 70. Include battery-voltage operated shunt trip, connection to open circuit breaker on engine failure. Mount unit in enclosure to meet ANSI/NEMA 250, Type 1 requirements.
- F. Engine-Generator Control Panel: NEMA 250, Type 1 generator-mounted control panel enclosure with UL508 listed and labeled microprocessor based control, designed to provide automatic starting, monitoring and control functions. Include provision for padlock and provide the following equipment and features:
1. Digital Frequency Meter: 45-65 Hz range, LED display.
 2. AC Output Digital Voltmeter: LED display, 2 percent accuracy, with phase selector switch.
 3. AC Output Digital Ammeter: LED display, 2 percent accuracy, with phase selector switch.
 4. AC Output Digital Kilowatt Meter: LED display, 2% accuracy.
 5. Output Voltage Adjustment: Via touchpad on control panel.
 6. Push-to-test indicator lamps, one each for low oil pressure shutdown, high water temperature shutdown, high oil temperature shutdown overspeed shutdown, overcrank

Section 26 32 00
PACKAGED GENERATOR ASSEMBLIES

shutdown, low water shutdown, low oil pressure pre-alarm and high water temperature pre-alarm, battery charger malfunction, low water temperature.

7. Engine manual-off-remote selector switch.
 8. Engine running time meter.
 9. Oil pressure gauge.
 10. Water temperature gauge.
 11. Fuel pressure gauge.
 12. Generator Control Wiring Monitoring Device to issue visual and audible annunciation and start the generator upon loss of generator control wiring integrity.
 13. Auxiliary Relay: 3PDT, operates when engine runs, with contact terminals prewired to terminal strip.
 14. Remote Alarm Contacts: Pre-wire SPDT contacts to terminal strip for remote alarm functions.
 15. Overcrank protection with manual reset.
 16. Trouble horn with silencing switch, red indicating light and reset switch.
 17. Auxiliary Relay for Building Automation System Monitoring: Provide dry contact relays for monitoring of Generator Status and General Alarm by BAS. Coordination with Specification Section 23 09 93.
- G. Low battery voltage lamp shall also be lighted for low cranking voltage or weak battery alarm.
- H. Heaters: Provide manufacturer's recommended heaters with thermostatic controls to keep engine oil pan, engine block, generator controls, and generator windings within manufacturer's recommended temperature at 30°F. Provide immersion type coolant heater in remote radiator to keep radiator within manufacturer's recommended temperature at -20°F.
- I. Mounting: The complete engine/generator package shall be mounted on a common, self-supporting, low profile, structural steel skid base with rubber in shear vibration isolators between the engine and base and spring type vibration isolators with seismic snubbers between the base and the module. The base shall extend from the rear end of the generator to the most forward point of the engine and shall be predrilled to accept a #2 AWG - 250 kCMIL copper grounding conductor.

PART 3 - EXECUTION

3.1 EXAMINATION

- A. Verify that surfaces are ready to receive work and field dimensions are as shown on Drawings.
- B. Verify that required utilities are available in proper location and ready for use.
- C. Beginning of installation means installer accepts existing conditions.

3.2 INSTALLATION

Section 26 32 00
PACKAGED GENERATOR ASSEMBLIES

- A. Install in accordance with manufacturer's instructions.
- B. Ground and bond generator and other electrical system components in accordance with NEC requirements.

3.3 FIELD QUALITY CONTROL

- A. Field inspection and testing will be performed under provisions of Division 01.
- B. Generator system on-site testing shall be performed in accordance with NFPA 110 requirements for Level 1 Systems, namely Part 7.13. Coordinate scheduling of testing with Owner and Authority Having Jurisdiction a minimum of seven (7) days prior to testing.
- C. Perform an initial 1.5 hour minimum on-site acceptance test utilizing all loads that are served by the EPSS, per NFPA 110 7.13.4.1. Simulate power failure by opening the normal source to all transfer switches. Observe, verify and record the following:
 - 1. Time delay on start up.
 - 2. Cranking time until the prime mover starts and runs.
 - 3. Time to reach operating speed.
 - 4. Verify engine start function by verifying operation of the initiating circuit on all transfer switches supplying EPSS loads.
 - 5. Time to achieve a steady-state generator condition after all transfer switches have transferred to the emergency position.
 - 6. Record real power, apparent power, voltage, frequency, amperage, oil pressure, and coolant temperature at 15 minute intervals throughout the test.
 - 7. Time delay on retransfer to normal power for all transfer switches.
 - 8. Time delay on generator cooldown and shutdown.
- D. Upon completion of the initial acceptance test, allow the generator to cool for a minimum of 5 minutes before beginning the full load test below.
- E. Provide a two (2) hour full-load test, using a portable load bank, provided by the contractor, as required. Building loads may be utilized during this full load test if approved by the Owner prior to testing. Simulate power failure including operation of each transfer switch. Full-load testing shall be done as follows:
 - 1. 30 minutes at 50% rated load.
 - 2. 30 minutes at 75% rated load.
 - 3. 1 hour at 100% rated load.
 - 4. Record real power, apparent power, voltage, frequency, amperage, oil pressure, and coolant temperature at 15 minute intervals throughout the test.

Section 26 32 00
PACKAGED GENERATOR ASSEMBLIES

- F. Upon completion of the full-load test alarm and shutdown circuits by simulating conditions. Demonstrate all automatic features as directed by the Owner's Representative.

3.4 MANUFACTURER'S FIELD SERVICES

- A. Prepare, start, test, and adjust systems under provisions of Division 01.

3.5 ADJUSTING

- A. Adjust work under provisions of Division 01.
- B. Adjust generator output voltage and engine speed.

3.6 CLEANING

- A. Clean work under provisions of Division 01.
- B. Clean engine and generator surfaces. Replace oil and fuel filters.

3.7 DEMONSTRATION

- A. Provide systems demonstration under provisions of Division 01.
- B. Describe loads connected to standby system and restrictions for future load additions.
- C. Simulate power outage by interrupting normal source, and demonstrate that system operates to provide standby power.

END OF SECTION

Section 26 32 00
PACKAGED GENERATOR ASSEMBLIES

This page intentionally left blank.

SECTION 26 36 23 – AUTOMATIC TRANSFER SWITCHES

PART 1 - GENERAL

1.1 SECTION INCLUDES

- A. Complete factory assembled Automatic Transfer Switch (ATS).

1.2 RELATED SECTIONS

- A. Section 26 05 53 - Identification for Electrical Systems: Engraved Nameplates.
- B. Section 26 32 00 – Packaged Generator Assemblies.

1.3 REFERENCES

- A. The Work under this section is subject to requirements of the Contract Documents including the General Conditions, Supplementary Conditions, and sections under Division 01 - General Requirements and Section 26 05 00 – Common Work Results for Electrical.
- B. NFPA 70 - National Electrical Code.
- C. NFPA 110 – Emergency and Standby Power Systems.
- D. NEMA ICS 1 - General Standards for Industrial Control and Systems.
- E. NEMA ICS 2 - Standards for Industrial Control Devices, Controllers, and Assemblies.
- F. NEMA ICS 6 - Enclosures for Industrial Controls and Systems.
- G. NEMA ICS 10 - Industrial Control and Systems: AC Transfer Switch Equipment.
- H. NEMA 250 (National Electrical Manufacturers Association) - Enclosures for Electrical Equipment (1000 Volts Maximum).
- I. IEEE 446 – Recommended Practice for Emergency and Standby Power Systems for Commercial and Industrial Applications.
- J. IEC 947-6-1 Low-voltage Switchgear and Control gear; Multifunction equipment; Transfer Switching Equipment.
- K. NETA ATS - Acceptance Testing Specifications for Electrical Power Distribution Equipment and Systems.
- L. UL 891- According to UL standard the equipment shall be labeled “Suitable for use only as service equipment”.
- M. UL 508 - Industrial Control Equipment.
- N. UL1008 - Standard for Transfer Switch Equipment.

1.4 SUBMITTALS

- A. Product Data: Provide catalog sheets showing voltage, switch size, ratings and size of switching devices, operating logic, short circuit ratings, dimensions, enclosure details and all option provided.
- B. Factory Test Report: Provide copy of factory operational test on the transfer switch prior to shipping from the factory. A certified test report shall be included in the packing list with the transfer switch. The test process shall include calibration of voltage sensors.

1.5 CLOSEOUT SUBMITTALS

- A. Project Record Drawings: Indicate actual locations and mounting heights of transfer switches on the project record drawings. Submit under Section 26 05 00.
- B. O&M Manuals:

1. Provide project adjusted shop drawings indicating the final wiring and terminations with the O&M manuals.
2. Provide printout or spreadsheet indicating final settings and adjusted values of the transfer switch.
3. Include instructions for operating equipment. Include instructions for operating equipment under emergency conditions when engine generator is running.
4. Include routine preventative maintenance and lubrication schedule. List special tools, maintenance materials, and replacement parts.

1.6 QUALIFICATIONS

- A. Manufacturer: Company specializing in manufacturing the Products specified in this section with minimum three years documented experience. Manufacturer shall be certified to ISO 9001 International Quality Standard and shall have third party certification verifying quality assurance in design/development, production, installation and service in accordance with ISO 9001.
- B. Supplier: Authorized distributor of specified manufacturer with minimum three years documented experience.

1.7 REGULATORY REQUIREMENTS

- A. Conform to requirements of NFPA 70.
- B. Conform to requirements of NFPA 110 for a Level 1 system.
- C. Furnish products listed and classified by UL as suitable for purpose specified and indicated.

1.8 DELIVERY, STORAGE, AND HANDLING

- A. Store in a clean, dry space. Maintain factory wrapping or provide an additional heavy canvas or heavy plastic cover to protect units from dirt, water, construction debris, and traffic.
- B. Handle in accordance with manufacturer's written instructions. Lift only with lugs provided for the purpose. Handle carefully to avoid damage to internal components, enclosure and finish.

1.9 FIELD MEASUREMENTS

- A. Verify that field measurements are as instructed by manufacturer.

1.10 WARRANTY AND MAINTENANCE SERVICE

- A. Provide three-year manufacturer warranty of all components, parts, and assemblies against defects in materials and workmanship, with no deductible for all components.
- B. Contractor to furnish contact information for a local (Anchorage or Fairbanks) supplier who can provide a maintenance service agreement at the end of the warranty period.

PART 2 - PRODUCTS

2.1 MANUFACTURERS

- A. Kohler
- B. ASCO.
- C. Cummins/Onan.
- D. Caterpillar.
- E. Substitutions: Under provisions of Division 01.

2.2 AUTOMATIC TRANSFER SWITCH

- A. Description: NEMA ICS 2, UL 1008 listed automatic transfer switch.

Section 26 36 23
AUTOMATIC TRANSFER SWITCHES

- B. Configuration: Double throw, electrically operated, electrically and mechanically interlocked and mechanically held transfer switch. The transfer switch shall be specifically designed so that it cannot stop in a neutral position.
- C. Closed Transition type:
 - 1. The CTTS shall transfer the load without interruption (closed transition) by momentarily connecting both sources of power only when both sources are present and acceptable. The maximum interconnection time is 100 milliseconds. The CTTS shall operate as a conventional break-before-make (open transition) switch when the power source serving the load fails.
 - 2. Source differential sensing shall be provided for the closed transition operating mode. The sensor shall enable transfer/re-transfer between live sources in the closed transition mode only when the two sources have a maximum voltage differential of 5%, frequency differential of 0.2 Hz and are within 5 electrical degrees.
 - 3. Closed transition transfer shall be accomplished with no power interruption and without altering or actively controlling standby generator set.

2.3 SERVICE CONDITIONS

- A. Service Conditions: NEMA ICS 1.
- B. Operating Temperature: minus 4°F to plus 140°F.
- C. Altitude: 300 feet.

2.4 RATINGS

- A. Furnish and install Automatic Transfer Switches with voltage, amperage, and number of switched poles as shown on project one-line drawing.
- B. Load Inrush Rating: Combination load.
- C. Continuous Rating: As noted on the Drawings.
- D. Interrupting Capacity: 250 percent of continuous rating.

2.5 PRODUCT OPTIONS AND FEATURES

- A. ATS Controls: Microprocessor controls with digital display for status information.
- B. Main switch contacts shall be high-pressure silver alloy. Contact assemblies shall have arc chutes for positive arc extinguishing. Arc chutes shall have insulating covers to prevent inter-phase flashover.
- C. Transfer switch internal wiring shall be composed of pre-manufactured harnesses that are permanently marked for source and destination. Harnesses shall be connected to the control system by means of locking disconnect plug(s) to allow the control system to be disconnected and service without disconnecting power from the transfer switch mechanism.
- D. Field control connections shall be made on a common terminal block that is clearly and permanently labeled.
- E. Transfer switch shall be provided with AL/CU mechanical lugs sized to accept the full output rating of the switch or the number and size of conductors shown on the drawings, whichever is larger.
- F. Operator Panel: Provide with a control panel to allow the operator to view the status and control the operation of the transfer switch. The operator panel shall be a sealed membrane panel rated NEMA 3R that is permanently labeled for switch and control functions. The operator panel shall be provided with the following features and capabilities:
 - 1. High intensity LED lamps to indicate the source that the load is connected to and which sources are available. Source available LED indicators shall operate from the control microprocessor to indicate the true condition of the sources as sensed by the control.

Section 26 36 23
AUTOMATIC TRANSFER SWITCHES

2. High intensity LED lamps or control panel display to indicate that the transfer switch in “Not in Auto” and “Test/Exercise Active” to indicate that the control system is testing or exercising the generator set.
3. “OVERIDE” pushbutton to cause the transfer switch to bypass any active time delays for start, transfer, and retransfer and immediately proceed with its next logical operation.
4. “TEST” pushbutton to initiate a preprogrammed test sequence for the generator set and transfer switch. The transfer switch shall be programmable for test with load or test without load.
5. Security key switch or controller password protection to allow the user to inhibit adjustments, manual operation or testing of the transfer switch unless the key is in place and operated.
6. Alphanumeric display panel with pushbutton navigation switches. The display shall be clearly visible in both bright (sunlight) and no light conditions. It shall be visible over an angle of at least 120 degrees. The alphanumeric display panel shall be capable of providing the following functions and capabilities:
 - a. Display source condition information, including AC voltage for each phase of normal and emergency source, frequency of each source. Voltage for all three phases shall be displayed on a single screen.
 - b. Display source status to indicate source is connected or not connected.
 - c. The display panel shall allow the operator to view and make the following adjustments in the control system after entering an access code:
 - 1) Set nominal voltage and frequency for the transfer switch.
 - 2) Adjust voltage and frequency sensor operation set points.
 - 3) Set up time clock functions.
 - 4) Set up load sequence functions.
 - 5) Enable or disable control functions in the transfer switch, including program transition.
 - 6) Set up exercise and load test operation conditions, normal system time delays for transfer time, time delay for start, stop transfer and retransfer.
 - d. Display real time clock data, including date, and time in hours, minutes and seconds. The real time clock shall incorporate provisions for automatic daylight savings time and leap year adjustments. The control shall also log total operating hours for the control system.
 - e. Display service history for the transfer switch. Display source connected hours to indicate the total number of hours connected to each source. Display number of times transferred and total number of times each source has failed.
- G. Provide RMS voltage sensing and metering that is accurate to within plus or minimum 1% of nominal voltage level. Frequency sensing shall be accurate to within plus or minus 0.2%. Voltage sensing shall be monitored based on the normal voltage at the site.
- H. Transfer switch voltage sensors shall be close differential type providing source availability information to the control system based on the following functions:
 1. Monitoring all phases of the normal source for under voltage conditions (adjustable for pickup in a range of 85 to 98% of the normal voltage leave and dropout in a range of 75 to 98% of normal voltage level).
 2. Monitoring all phases of the standby source for under voltage conditions (adjustable for pickup in a range of 85 to 98% of the normal voltage leave and dropout in a range of 75 to 98% of pickup voltage level).

Section 26 36 23
AUTOMATIC TRANSFER SWITCHES

3. Monitoring all phases of the normal and standby sources for voltage imbalance.
 4. Monitoring all phases of the normal and standby sources for loss of a single phase.
 5. Monitoring all phases of the normal and standby sources for phase rotation.
 6. Monitoring all phases of the normal and standby sources for over voltage conditions (adjustable for dropout over a range of 105 to 135% of normal voltage and pickup at 95 – 99% of dropout voltage level).
 7. Monitoring of all phases of the normal and standby sources for over or under frequency conditions.
- I. Communications Module: Provide remote interface module to support monitoring of transfer switch and controller. Module shall provide status, and event logs.
- J. The control shall have optically isolated logic inputs, high isolation transformers for AC inputs, and relays on all outputs to provide optimum protection from line voltage surges, RFI and EMI.
- K. The transfer switch shall provide an isolated relay contact for starting of the generator set. The relay shall be normally held open, and close to start the generator set. Output contacts shall be form C.
- L. Provide one set of Form C auxiliary contacts on both sides operated by transfer switch position, rated 10 Amps, 250 VAC.
- M. Generator set exercise (test) with load mode: The control system shall be configurable to test the generator set under load. In this mode the transfer switch shall control the generator set in the following sequence:
1. Transfer switch shall initiate the exercise sequence at a time indicated in the exercise timer program or when manually initiated by the operator.
 2. When the control system senses the generator set at rated voltage and frequency it shall operate to connect the load to the generator set.
 3. The generator set shall operate connected to the load for the duration of the exercise period. If the generator set fails during this period the transfer switch shall automatically reconnect the load to the normal source.
 4. At the completion of the exercise period the transfer switch shall operate to connect the load to the normal source.
 5. The transfer switch shall operate the generator set unloaded for the programmed cool down period and then remove the start signal from the generator set. If the normal source fails at any time when the generator set is running the transfer switch shall immediately connect the load to the generator set.
- N. Generator set exercise (test) without load mode: The control system shall be configurable to test the generator set without transfer switch load connected. In this mode the transfer switch shall control the generator set in the following sequence:
1. Transfer switch shall initiate the exercise sequence at a time indicated in the exercise timer program or when manually initiated by the operator.
 2. When the control system senses the generator set at rated voltage and frequency it shall operate the generator set unloaded for the duration of the exercise period.
 3. At the completion of the exercise period the transfer switch shall remove the start signal from the generator set and shut the generator down. If the normal source fails at any time when the generator set is running the transfer switch shall immediately connect the load to the generator set.

- O. Generator Control Wiring Monitoring Device: Provide means to monitor the integrity of the generator start signal. The device, upon loss of control wire integrity, shall issue visual and audible annunciation at the generator, and start the generator.

2.6 ENCLOSURE

- A. Enclosure shall be ICS 10 and UL listed NEMA 1 or 3R as shown on the drawings. The enclosure shall provide wire bend space in compliance to the latest version of NFPA 70. The cabinet door shall include permanently mounted key type latches.
- B. Enclosure shall be configured to require front access only for maintenance.
- C. Manual operating handles and all control switches (other than key operated switches) shall be accessible to authorized personnel only by opening the key locking cabinet door.
- D. For NEMA 3R outdoor installations, provide transfer switch with 120V, thermostatically controlled, anti-condensation heater with overcurrent protection.

PART 3 - EXECUTION

3.1 EXAMINATION

- A. Verify that surface is suitable for transfer switch installation.

3.2 INSTALLATION

- A. Install transfer switches in accordance with manufacturer's instructions.
- B. Provide engraved plastic nameplates under the provisions of Section 26 05 53.
- C. Provide start-up control signal wiring between transfer switch and standby diesel generator system to start generator upon local loss of power.
- D. Provide reinforced concrete pad(s) for floor mounted transfer switches and combination service entrance disconnect/transfer switch.
- E. All transfer switches shall have signage for arc hazard installed. The marking shall be located to be clearly visible to qualified personnel before examination, adjustment, servicing or maintenance of the equipment. At a minimum the signage shall state the following:

Warning

Arc Flash and Shock Hazard

Appropriate PPE Required

3.3 MANUFACTURER'S SERVICES

- A. The transfer switch manufacturer shall perform a complete operational test on the transfer switch prior to shipping from the factory. A certified test report shall be included in the packing list with the transfer switch. The test process shall include calibration of voltage sensors.

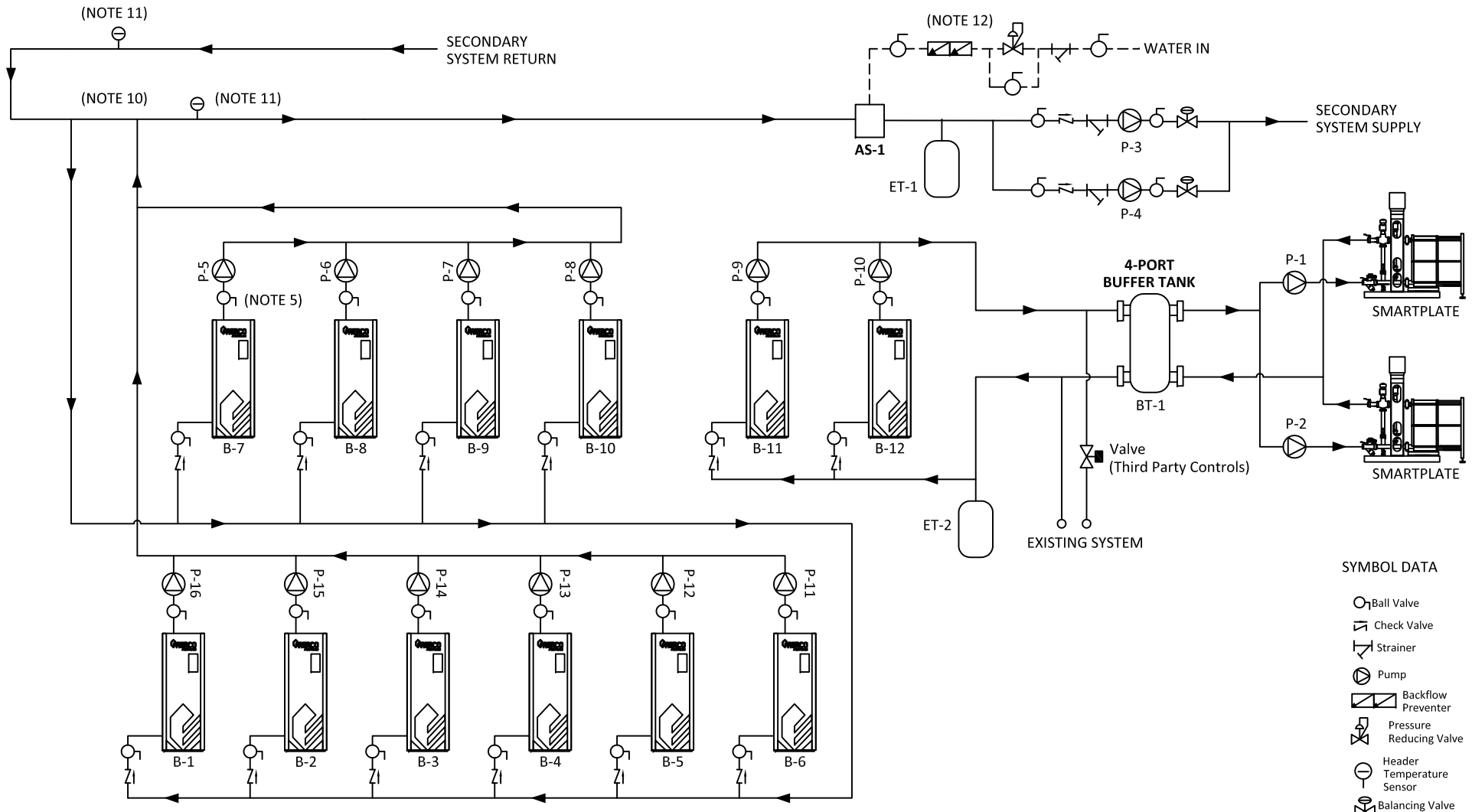
3.4 DEMONSTRATION

- A. Visual and Mechanical Inspection:
 - 1. Compare equipment nameplate data with drawings and specifications.
 - 2. Inspect physical and mechanical condition.
 - 3. Verify manual transfer warnings are attached and visible.
 - 4. Verify tightness of control connections.
 - 5. Verify tightness of accessible bolted electrical connections by calibrated torque-wrench method in accordance with manufacturer's published data.
 - 6. Perform manual transfer operation.

Section 26 36 23
AUTOMATIC TRANSFER SWITCHES

7. Verify positive mechanical interlocking between normal and alternative sources.
 8. Inspect anchorage, alignment, grounding and required clearances.
- B. Electrical Tests:
1. Measure contact-resistance.
 2. Verify settings and operation of control devices.
 3. Calibrate and set relays and timers in accordance with manufacturer's published data.
 4. Verify phase rotation, phasing and synchronized operation as required by the application.
 5. Perform automatic transfer tests:
 - a. Simulate loss of normal power.
 - b. Return to normal power.
 - c. Simulate loss of emergency power.
 - d. Simulate all forms of single-phase conditions.
 6. Verify correct operation and timing of following functions:
 - a. Normal source voltage-sensing relays.
 - b. Engine start sequence.
 - c. Time delay upon transfer.
 - d. Alternate source voltage-sensing relays.
 - e. Automatic transfer operation.
 - f. Interlocks and limit switch function.
 - g. Time delay and retransfer upon normal power restoration.
 - h. Engine cool down and shutdown feature.

END OF SECTION



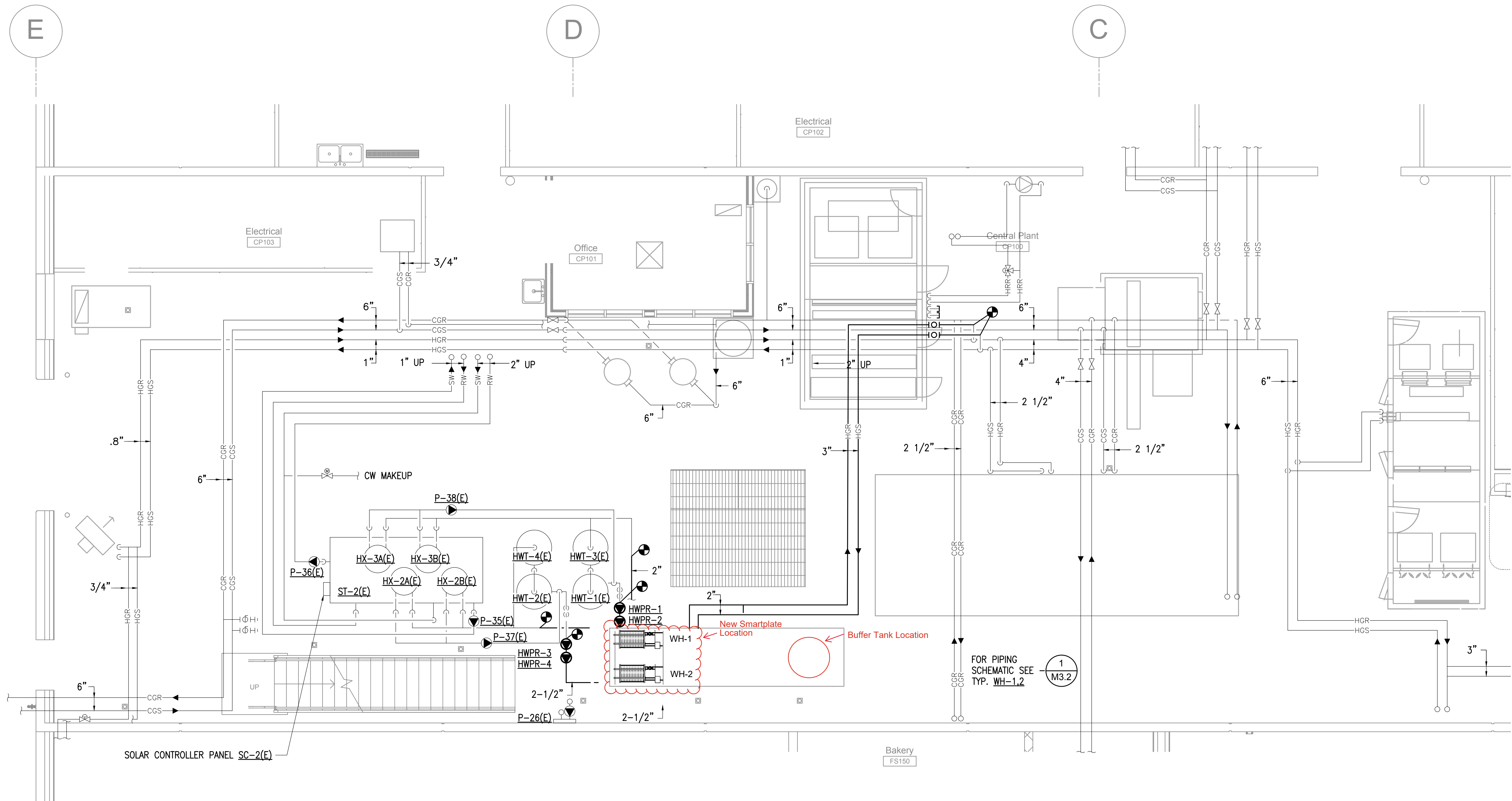
SYMBOL DATA

- Ball Valve
- Check Valve
- Strainer
- Pump
- Backflow Preventer
- Pressure Reducing Valve
- Header Temperature Sensor
- Balancing Valve
- Expansion Tank

- NOTES:**
1. FOR ACTUAL SIZES AND LOCATIONS OF PIPING AND OTHER CONNECTIONS TO THE HEATER, SEE DIMENSIONAL DRAWING.
 2. THIS IS A TYPICAL INSTALLATION DRAWING. LOCAL CODES AND AUTHORITIES SHOULD BE CONSULTED.
 3. SHELL DRAIN VALVE AND CONDENSATE HOSE SHOULD BE ARRANGED TO PERMIT THE FLUIDS TO DRAIN FREELY, BY GRAVITY, TO A FLOOR DRAIN. RELIEF VALVE DISCHARGE SHOULD BE PIPED TO THE NEAREST FLOOR DRAIN. WHEN NO FLOOR DRAIN IS AVAILABLE, THE RELIEF VALVE DISCHARGE SHOULD BE PIPED VERTICALLY TO A HEIGHT 18" ABOVE THE FLOOR.
 4. ALL (*) ITEMS ARE INCLUDED SEPARATELY IN SHIPMENT.
 5. LOCATE WATER INLET AND OUTLET FITTINGS (i.e. UNIONS, ELBOWS, ETC.) A MINIMUM OF 6" FROM HEATER FITTINGS, TO PREVENT INTERFERENCE WITH REMOVAL OF BOILER PANELS AND COVERS. ALL PIPING AND ELECTRIC CONNECTIONS (SERVICE SWITCHES, CONDUIT BOXES) SHOULD LIKEWISE BE 6" AWAY FROM SIDE PANELS.
 6. REFER TO SMARTPLATE APPLICATIONS GUIDE, SP-1010, FOR BUFFER TANK SIZING.
 7. REFER TO SMARTPLATE INSTALLATION DRAWINGS FOR RECOMMENDED DOMESTIC PIPING INSTALLATION: SD-A-772, SD-A-773, SD-A-774, SD-A-775, SD-A-776, SD-A-777
 8. BOILER PUMP MUST BE SIZED TO PROVIDE THE APPROPRIATE FLOW AT THE DESIGN ΔT OF BOILER PLANT. MAXIMUM ΔT ACROSS BOILER IS 100°F. BOILER PUMP MUST MAINTAIN BENCHMARK BOILER(S) REQUIRED MINIMUM FLOW OF 25 GPM.
 9. WHEN USING THE AERCO CONDENSATE NEUTRALIZER TANK, FOR PROPER CONDENSATE DRAINAGE, THE NEUTRALIZER TANK MUST BE INSTALLED IN A PIT OR THE BOILER AND THE AERCO CONDENSATE TRAP MUST BE ELEVATED HIGHER THAN 4" ABOVE THE FLOOR. SEE CONDENSATE TANK INSTRUCTIONS TID-0074 FOR DETAILS.
 10. COMMON PIPE DIAMETER MUST BE SIZED FOR LESS THAN 4.0 FT/SEC; COMMON PIPE LENGTH MUST BE 3 TO 5 TIMES ITS DIAMETER.
 11. HEADER SENSOR MUST BE INSTALLED BETWEEN 2 TO 10 FEET FROM JUNCTION AND FROM LAST UNIT.
 12. IF PERMITTED BY LOCAL CODES, A CHECK VALVE MAY BE USED IN PLACE OF A BACKFLOW PREVENTER.
 13. USE OF BALANCING VALVES IS RECOMMENDED IF THE PIPING ARRANGEMENT IS NOT REVERSE RETURN.

	100 ORITANI DRIVE BLAUVELT, NY 10913 aerco.com
<p>(12) BOILER & (2) DHW SMARTPLATE WITH 4-PORT BUFFER TANK PRIMARY-SECONDARY INSTALLATION LAYOUT</p>	
DWN. BY <u>K.S.</u> DATE <u>040424</u> SCALE <u>NTS</u> REV. BY <u>K.S.</u> DATE <u>053024</u>	SD-A-SPCL REV. <u>C</u>

IF THIS DIMENSION DOES NOT MEASURE ONE INCH (1") EXACTLY, THIS DRAWING HAS BEEN ENLARGED OR REDUCED. AFFECTING ALL LABELED SCALES



1 HOT WATER PIPING PLAN
1/4" = 1'

GOOSE CREEK CORRECTIONAL CENTER
SV BUILDING DOMESTIC HOT WATER BOILER REPLACEMENT_REV1
 22301 WEST ALSOP ROAD WASILLA, AK 99654
 ALASKA DOC - PROJECT# XXXX

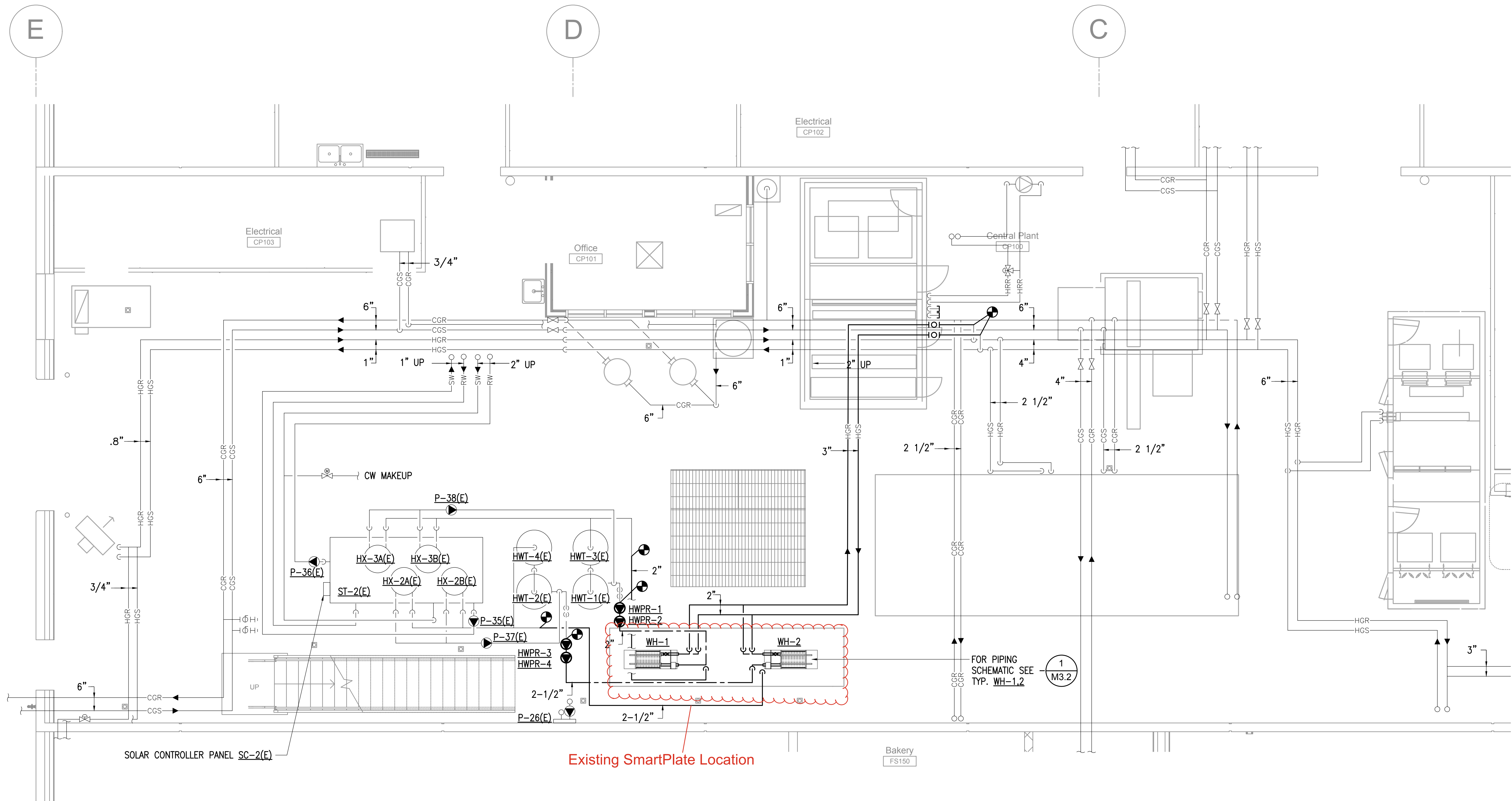
CONSULTANT:
 MECHANICAL & ELECTRICAL ENGINEERING:
 RSA ENGINEERING, INC.
 670 W FIREWEED LANE,
 SUITE 200,
 ANCHORAGE, AK 99503
 (907) 276-0521
 191 E SWANSON AVENUE,
 SUITE 101,
 WASILLA, AK 99654
 (907) 357-1521
 CORPORATE NO.: AECC542

PROJECT NO: L6246
 DATE: 1/22/2018
 DRAWN BY: SR
 CHECKED BY: BKP

Symbol	Description	Date

PIPING PLAN
M2.1

IF THIS DIMENSION DOES NOT MEASURE ONE INCH (1") EXACTLY, THIS DRAWING HAS BEEN ENLARGED OR REDUCED. AFFECTING ALL LABELED SCALES



1 HOT WATER PIPING PLAN
1/4" = 1'

GOOSE CREEK CORRECTIONAL CENTER
SV BUILDING DOMESTIC HOT WATER BOILER REPLACEMENT _REV1
 22301 WEST ALSOP ROAD WASILLA, AK 99654
 ALASKA DOC - PROJECT# XXXX

CONSULTANT:
 MECHANICAL & ELECTRICAL ENGINEERING:
 RSA ENGINEERING, INC.
 670 W FIREWEED LANE,
 SUITE 200,
 ANCHORAGE, AK 99503
 (907) 276-0521
 191 E SWANSON AVENUE,
 SUITE 101,
 WASILLA, AK 99654
 (907) 357-1521
 CORPORATE NO.: AECC542

PROJECT NO: L6246
 DATE: 1/22/2018
 DRAWN BY: SR
 CHECKED BY: BKP

Symbol	Description	Date

PIPING
 PLAN
M2.1