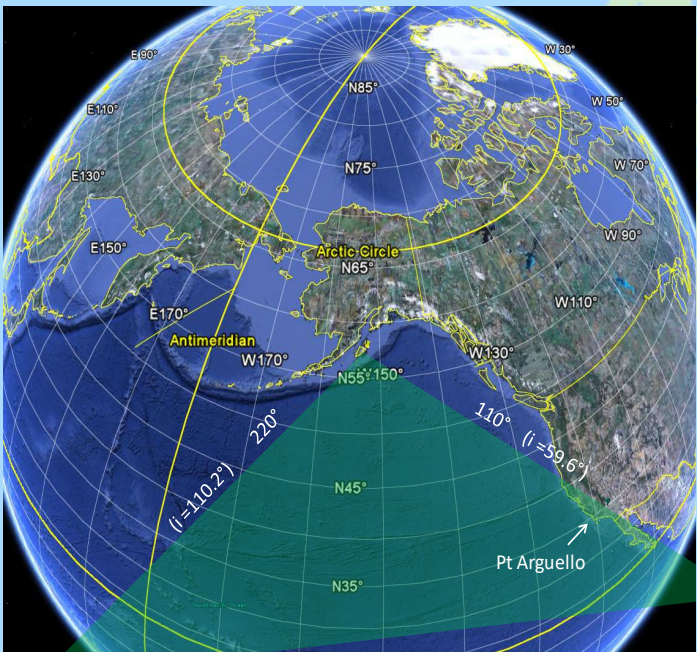


**ALASKA
AEROSPACE**
CORPORATION



PSCA OVERVIEW

GLOBAL AND ALASKA MAP VIEW OF PSCA



Pacific Spaceport Complex - Alaska (PSCA)
(approximately 40 miles south of Kodiak)



PSCA MAP OVERVIEW



Pacific Spaceport Complex – Alaska (PSCA)
Kodiak Island, Alaska

PCSA FACILITIES LAYOUT



Pacific Spaceport Complex – Alaska (PSCA)
Kodiak Island, Alaska

COMPREHENSIVE CAPABILITIES



Area 3 Commercial Launch Pads



Photo Credit: Astra / John Kraus




Integration & Processing Facility
Spacecraft & Assemblies Transfer



Launch Pad 2



Launch Service Structure
(Launch Pad 1)



Rocket Motor
Storage Facility



Payload Processing
Facility



Launch / Mission Control Centers



Maintenance Support
Facility



Instrumentation Field



SIX LAUNCH PADS PROVIDE RESILIENCY, RESPONSIVENESS, AND FLEXIBILITY

LP-2
Common use
Flat-pad for solid , liquid, hybrid

LP-1
Common use
Flame trench; Small lift rockets

LP-3A
Gravel pad for tactical systems

LP-3C
Common use
Flat pad for solid , liquid, hybrid

LP-3B
Astra's high-inclination launch site
Flat pad for solid, liquid, hybrid

LP-3D
Gravel pad for tactical systems

LAUNCH PADS 1 & 2 OVERVIEW



- **Indoor integration and launch processing**
 - Integration and Processing Facility (IPF)
 - 25-ton bridge crane w/ 40' hook height
 - 100' x 50' building with four 40' x 18' roll-up doors
 - Spacecraft Assemblies and Transfer (SCAT)
 - Rolls between IPF and LSS for indoor transfer
 - 25-ton bridge crane w/ 45' hook height
 - 70' x 45' x 60' mobile building
 - Three 40'x18' roll-up doors with one 43' door
 - Launch Support Structure (LSS)
 - 75-ton bridge crane
 - Multiple adjustable-height work platforms
- **Launch Pads for Light-lift to Small-lift LVs**
 - Launch Pad 1 (at LSS) accommodates largest of the small-lift launch vehicles
 - Launch Pad 2 (at SCAT's nominal position) is flat pad with bermed liquid propellant pads



LAUNCH PAD 2 (LP-2)

- Flat pad accommodates liquid and solid-fueled LVs
 - Berming in-place for propellants
 - LV operator-provided launch stand
- SCAT provides shelter during integration and rolls away for launch





LAUNCH SUPPORT STRUCTURE (LP-1)

- **Environmentally-controlled 174' tower**
 - Accommodates <100' launch vehicles
 - 75-ton bridge crane
- **Integrated launch stool**
- **40' deep flame trench**
 - Rated for 1.3M lbf thrust



LAUNCH SUPPORT STRUCTURE (LP-1)

- Environmentally controlled vertical LV processing
- Six adjustable platforms for accessing launch vehicle



INTEGRATED LAUNCH / MISSION OPERATIONS CONTROL CENTERS

- **Multiple control centers provide flexibility and responsiveness**
 - Primary LOCC supports PSCA Range Ops and 70+ customer mission staff
 - EMC² allows for simultaneous preparation of govt & commercial missions
 - EMC² allows for smaller launch teams to maintain on-site mission ops
- **Provides privacy and security for multiple customer operations**
- **LOCC & EMC² resources can be utilized together for large complex missions**



Launch Operations
Control Center
(LOCC)

Extended Mission
Control Center
(EMC²)



PAYLOAD PROCESSING FACILITY (PPF)

- **Capability to support on-site payload processing**
 - Two 100K class clean rooms - can support 10K level
 - Equipment airlock
 - Blast-proof operations room
 - 15T crane
 - Hypergolic fuel capabilities



AGILE RANGE SAFETY & TELEMETRY

- **Three independent range safety and telemetry systems**
 - One fixed & two transportable systems (with 2 antennas each) (T1-T3)
 - DoD & FAA approved Command Destruct System (CDS)
 - L- & S-band (fixed system is C-band capable)
 - Plan to add a fourth system
- **Ability to support off-axis, downrange, and other spaceports**
 - Containerized control and power maximizes transportability at low-cost

