



MURPHY DOME – Site view



Install trapeze on ice bridge

MURPHY DOME – Ice bridge




MURPHY DOME – Entry ports & MGB




MURPHY DOME – Interior view






MURPHY DOME – Rack #1



MURPHY DOME – Rack #2



MURPHY DOME – Tower view





ESTER DOME – Site view




ESTER DOME – Ice bridge






ESTER DOME – Ice bridge & entry ports



ESTER DOME – Interior entry ports & MGB




ESTER DOME – Existing dehydrator & manifolds




ESTER DOME – Interior view






ESTER DOME – Rack #6




ESTER DOME – ICT breaker panels in rack #8





ESTER DOME – Tower view




FAIRBANKS WATER TANK – Site view



FAIRBANKS WATER TANK – Outside entry panel






FAIRBANKS WATER TOWER – Inside entry & MGB



FAIRBANKS WATER TANK – Dehydrator & manifold




FAIRBANKS WATER TOWER – Interior view




FAIRBANKS WATER TOWER – Interior view





FAIRBANKS WATER TOWER - ICT breaker panels in rack #1



FAIRBANKS WATER TOWER – View of water tank