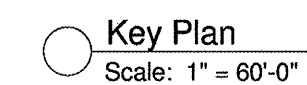
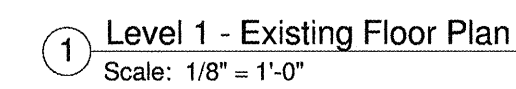
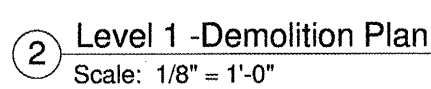


- 1 DEMO GWB SOFFIT & FASCIA WALL. PATCH & PAINT WALL AS NEEDED.
- 2 DEMO WOOD CHAIR RAIL. EXISTING WALL TO REMAIN. PATCH & PAINT WALL FULL HEIGHT AND FROM CORNER TO CORNER.
- 3 DEMO EXISTING WALL ENTIRELY .
- 4 DEMO DOOR AND FRAME.
- 5 DEMO DOOR AND FRAME & PORTION OF WALL AS NEEDED FOR INSTALLATION OF NEW STOREFRONT.
- 6 REMOVE WALL & FASCIA MOUNTED LIGHTS AND SALVAGE. SEE NOTE 2 FOR PATCHING/PAINTING.
- 7 DEMO CARPET FLOORING IN CROSSHATCHED AREA.
- 8 REMOVE AND SALVAGE EXISTING CARPET TILE AS NEEDED FOR NEW CONSTRUCTION (DIAGONAL HATCH). STORE ON-SITE FOR RE-INSTALLATION.
- 9 DEMO PORTION OF EXISTING FIRE RATED WALL TO INSTALL NEW 1-HOUR FIRE RATED STUD WALL WITH KICKERS. AND NEW FIRE-RATED GLAZED WALL OPENING. REMOVE UPPER WALL GWB ON ATRIUM SIDE NO HIGHER THAN 4 INCHES BELOW EXISTING GFRC FINISH. INSTALL NEW STUDS AND BRACING PER STRUCTURAL. INSTALL NEW 5/8" TYPE "X" GWB, EACH SIDE, TO COMPLETE 1-HOUR FIRE RATED WALL ASSEMBLY. FINISH AND PAINT.
- 10 REMOVE & SALVAGE RECESSED FIRE EXTINGUISHER CABINET. DEMOLISH WALL FINISH, AND STUDS AS NEEDED AT THE NEW LOCATION. INSTALL FURRING AS NEEDED AND WRAP NEW WALL OPENING WITH GWB. REINSTALL RECESSED EXTINGUISHER CABINET IN (E) 1-HR RATED WALL.
- 11 DEMO WOOD CORNER GUARDS.
- 12 REMOVE & SALVAGE WALL MOUNTED DISPLAY BOARD.
- 13 REMOVE & SALVAGE WALL MOUNTED SCREEN AND MARKER BOARDS.
- 14 REMOVE WALL FINISHES AS NEEDED FOR INSTALLATION OF NEW BLOCKING FOR WALL MOUNTED OPCI ITEMS, WALL MOUNTED OPCI EQUIPMENT, ELECTRICAL DEVICES, AND ELECTRICAL FIXTURES. REINSTALL OR REPLACE ACOUSTIC SOUND BATTS AS NEEDED, PATCH & PAINT.

1. DO NOT SCALE DRAWINGS.
2. ALL WORK PERFORMED ON THIS BUILDING SHALL COMPLY WITH ALL PERTINENT CODES, RULES, ORDINANCES AND REGULATIONS OF LOCAL AND STATE GOVERNING AUTHORITIES FOR THE DURATION OF WORK.
3. ALL WORK PERFORMED AND IN CONNECTION WITH THESE DRAWINGS AND SPECIFICATIONS SHALL BE IN STRICT COMPLIANCE WITH THE LATEST OSHA SAFETY AND HEALTH STANDARDS.
4. THESE DRAWINGS, BY THEIR NATURE, CANNOT REVEAL ALL CONDITIONS THAT EXIST ON THE SITE. CONTRACTOR SHALL NOTIFY OWNER SHOULD CONDITIONS BE FOUND TO VARY SUBSTANTIALLY FROM THESE DRAWINGS.
5. THE DRAWINGS INDICATE THE GENERAL LAYOUT AND DO NOT NECESSARILY REPRESENT A COMPLETE FIELD VERIFIED LAYOUT. CONTRACTOR SHALL VERIFY ALL EXISTING CONDITIONS WITHIN THE DEMOLITION AREAS, AND REPORT DISCREPANCIES FOUND TO OWNER'S REPRESENTATIVE FOR CLARIFICATION BEFORE PROCEEDING.
6. ALL ELECTRICAL EQUIPMENT, CONDUIT, FLOOR BOXES, WIRING, ETC., REASONABLY INFERRED TO OR INDICATED IN THE CONTRACT DOCUMENTS, OR IN THE INFORMATION AVAILABLE TO BIDDERS AS LISTED IN DIVISION 0; AND WHICH IS NOT REQUIRED TO FUNCTION AS PART OF THE FINAL SYSTEM, SHALL BE REMOVED IN ITS ENTIRETY AND TO THE SOURCE. ALL REMOVED MATERIAL, UNLESS DESIGNATED FOR SALVAGE, SHALL BE IMMEDIATELY REMOVED FROM THE SITE AND DISPOSED OF IN ACCORDANCE WITH ALL FEDERAL, STATE, AND LOCAL CODES AND REGULATIONS. SALVAGED ITEMS SHALL BE STORED ON SITE IN A LOCATION DESIGNATED BY THE OWNER..
7. WHERE IT BECOMES NECESSARY TO TEMPORARILY DISTURB SYSTEMS TO PERMIT EXECUTION OF THE DEMOLITION PROCESS, IT SHALL BE THE RESPONSIBILITY OF THE CONTRACTOR TO CONTACT THE OWNER/OWNER'S REPRESENTATIVE, TO SCHEDULE A SHUTDOWN. THE CONTRACTOR SHALL GIVE A MINIMUM OF 48-HOUR ADVANCE NOTICE FOR ANY SUCH SHUTDOWN; IF THE SHUTDOWN INCLUDES MAJOR SYSTEMS, SUCH AS DOMESTIC FEED, HEAT, ELECTRICAL PANELS, ETC., ONE-WEEK NOTICE SHALL BE REQUIRED.
8. ALL EXISTING WALLS AND SURFACES ADJACENT TO A DEMOLITION AREA TO REMAIN, SHALL BE PROTECTED FROM DAMAGE.
9. THE CONTRACTOR SHALL DISCONNECT AND RECONNECT CIRCUITS ASSOCIATED WITH THE FIRE ALARM SYSTEM, AND SHALL MAKE SURE THE SYSTEM DOES NOT GO INTO ALARM AS A RESULT OF THE WORK. THE CONTRACTOR SHALL NOTIFY THE OWNER OF ANY CONFLICT WITH ANY LIFE SAFETY SYSTEM ON ELEMENTS THAT ARE INDICATED TO BE REMOVED. MAINTAIN CODE COMPLIANCE FOR THE DURATION OF THE WORK.
10. THE CONTRACTOR SHALL INCLUDE IN HIS BID THE COST OF DISCONNECTING AND REMOVING ALL EQUIPMENT, PIPING, CONTROLS, ETC., COMPLETE BUT NOT REQUIRED TO FUNCTION UNDER THIS CONTRACT. THE CONTRACTOR SHALL BE RESPONSIBLE FOR REMOVAL AND CLEANUP OF ALL DEBRIS ASSOCIATED WITH DEMOLITION OF THESE ITEMS COMPLETE.
11. THE CONTRACTOR SHALL BE RESPONSIBLE FOR PATCHING, PAINTING, AND REFINISHING ALL PENETRATIONS AND OPENINGS IN INTERIOR WALLS, FLOORS, AND CEILINGS WHERE ITEMS WERE REMOVED, TO MATCH ADJACENT CONSTRUCTION AND/OR FINISHES.
12. IF DURING THE COURSE OF DEMOLITION, EXISTING UTILITIES ARE ENCOUNTERED, WORK IN THAT AREA IS TO BE HALTED UNTIL THE STATUS OF THE UTILITIES HAS BEEN ASCERTAINED BY THE OWNER AND AUTHORITY TO PROCEED GIVEN BY THE OWNER.
13. ALL CUTTING, DEMOLITION AND PATCHING OF EXISTING AND/OR NEW CONSTRUCTION OR EQUIPMENT IS TO BE PERFORMED BY THE CONTRACTOR WHO IS TO SUPPLY AND INSTALL THE NEW CONSTRUCTION AND/OR EQUIPMENT.
14. ALL SHUT-DOWNS SHALL BE SCHEDULED AFTER WORKING HOURS.
15. COVER ALL LOCAL SMOKE DETECTORS NIGHTLY TO PREVENT ACCIDENTAL ALARM EVENTS. UNCOVER SMOKE DETECTORS PRIOR TO NORMAL BUSINESS HOURS.
16. CONTRACTOR SHALL REVIEW CONCRETE SLAB AND SUPPORTING STRUCTURES PRIOR TO CUTTING OR CORE DRILLING. SOLID REINFORCED CONCRETE SLAB FLOOR OCCURS AT THE 1ST FLOOR, AND CONCRETE FILL WITH REINFORCING, OVER METAL DECKING OCCURS AT THE 2ND FLOOR.

- * ALL ITEMS SHOWN ARE EXISTING TO REMAIN UNLESS OTHERWISE NOTED.
- * REPAIR ALL NEW OR EXISTING DAMAGE TO EXISTING GWB WALLS, FINISHES, TEXTURE AND PAINT TO MATCH EXISTING CONSTRUCTION i.e. SCRAPERS, GOUGES, IMPRESSIONS, CORNERBEAD DAMAGES
- * FIRE SEAL NEW AND EXISTING PENETRATIONS IN WALLS, FLOOR, CEILING ASSEMBLIES, USE UL LISTED SYSTEMS APPROPRIATE FOR THE PENETRATION ITEM AND ASSEMBLY PENETRATED.
- * PATCH NEW DAMAGE TO SFRM ON STRUCTURE WHERE OCCURRING WITHIN THE SFRM AREA.
- * REMOVE EXISTING GWB FINISHES AS NEEDED TO PROVIDE NEW BLOCKING FOR NEW WALL MOUNTED EQUIPMENT/FURNISHINGS IN EXISTING WALLS TO REMAIN. THIS MAY OCCUR BEHIND WALL MOUNTED ITEMS, INCLUDING PROJECTORS, SCREENS, MARKER BOARDS, CASEBOARDS, ETC. COORDINATE BLOCKING LOCATION WITH MANUFACTURERS RECOMMENDATIONS OR INSTALLATION INSTRUCTIONS.
- * PROVIDE NEW DATA, COMMUNICATION, AND POWER PER ELECTRICAL DRAWINGS AND SPECIFICATIONS.
- * PROVIDE MECHANICAL RENOVATIONS PER MECHANICAL DRAWINGS AND SPECIFICATIONS.
- * DIMENSIONS ARE TAKEN FROM FACE OF WALL OR SOFFIT FINISH, UNLESS OTHERWISE NOTED.
- * OWNER SHALL REMOVE INFORMATION, ROOM SIGNAGE AND ARTWORK, UNO



**Weidner Classroom
Remodel - #17-0033**
3416 Seawolf Drive Anchorage, AK
University of Alaska Anchorage

[illegible]

SHEET NO:

A111