














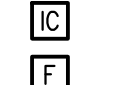
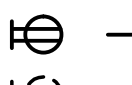











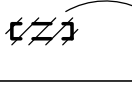








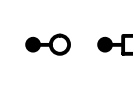

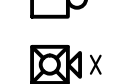

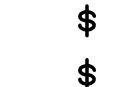



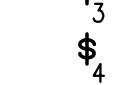


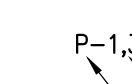
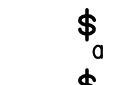
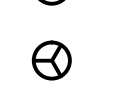


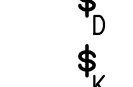



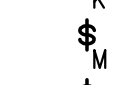

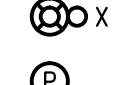

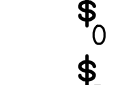
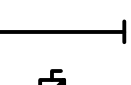
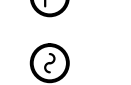

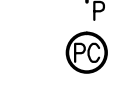



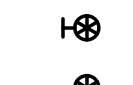

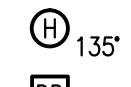

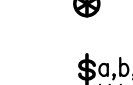



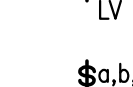


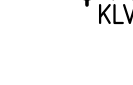





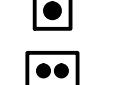







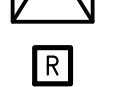
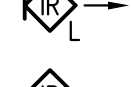

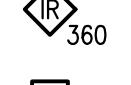

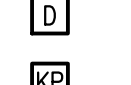

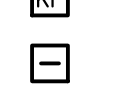





FILE NAME: X:\16601 NSBBOL\Draws\Edwg\Sheet Files\16601 - E0.1.dwg
PLOTED: WPL 03/08/2017 11:02:00 AM

NOTIFICATION OF POTENTIAL HAZARD

ASBESTOS CONTAINING MATERIAL (ACM) IS PRESENT IN THE BUILDING THAT MAY IMPACT THE WORK OF ALL TRADES. THE CONTRACTOR SHALL REQUIRE THEIR PERSONNEL AND ALL SUBCONTRACTOR PERSONNEL TO COORDINATE WITH OTHER TRADES AND CONDUCT THEIR WORK TO PREVENT WORKER EXPOSURE OR SITE CONTAMINATION. REFER TO DIVISION 01 AND 02 SPECIFICATIONS FOR SPECIFIC INFORMATION CONCERNING REMOVING AND DISPOSING OF THESE MATERIALS AND THE INSTALLATION OF NEW MATERIALS AND COMPONENTS. THIS NOTIFICATION IS PROVIDED IN ACCORDANCE WITH EPA AND OSHA REQUIREMENTS.

GENERAL		ABBREVIATIONS		LIGHTING		POWER		SPECIAL SYSTEMS	
SYMBOL	DESCRIPTION			SYMBOL	DESCRIPTION	SYMBOL	DESCRIPTION	SYMBOL	DESCRIPTION
 2.	SHEET NOTE CONVENTION: REFERENCED SHEET NOTE GENERAL SHEET NOTE	ACS	ACCESS CONTROL SYSTEM		LIGHTING FIXTURE, LINEAR LAMP(S)		RECEPTACLE MOUNTING: RECEPTACLE - WALL MOUNTED (SEE "RECEPTACLE TYPES" BELOW)		TELECOMMUNICATION OUTLET - WALL MOUNTED (X DENOTES NUMBER OF PORTS)
	FEEDER IDENTIFICATION TAG FEEDER NUMBER	AFF	ABOVE FINISHED FLOOR		LIGHTING FIXTURE - WALL MOUNTED		RECEPTACLE - FLOOR MOUNTED (SEE "RECEPTACLE TYPES" BELOW)		TELECOMMUNICATION OUTLET - FLOOR MOUNTED (X DENOTES NUMBER OF PORTS)
 E0.1	DETAIL REFERENCE DETAIL NUMBER SHEET WHERE DETAIL APPEARS	AL	ALUMINUM		LIGHTING FIXTURE - SURFACE OR PENDANT MOUNTED		RECEPTACLE - CEILING MOUNTED (SEE "RECEPTACLE TYPES" BELOW)		TELECOMMUNICATION OUTLET - CEILING MOUNTED (X DENOTES NUMBER OF PORTS)
 E0.1	SECTION REFERENCE SECTION LETTER SHEET WHERE SECTION APPEARS	AMJ	AUTHORITY HAVING JURISDICTION		LIGHTING FIXTURE - RECESS MOUNTED		RECEPTACLE TYPES: DUPLEX RECEPTACLE		TELEPHONE OUTLET, SINGLE JACK - WALL MOUNTED
	LINE WORK CONVENTION: NEW OR REINSTALLED ITEM	C.	CONDUIT		LIGHTING FIXTURE CONNECTED TO EMERGENCY POWER CIRCUIT, NIGHT LIGHT		GROUND FAULT INTERRUPTER, DUPLEX RECEPTACLE		INTERCOM CALL IN STATION
	ITEM TO BE DEMOLISHED	C.O.	CONDUIT ONLY		EXIT FIXTURE - WALL MOUNTED SHADED AREA(S) DENOTE FACE(S) OF SIGN, ARROWS AS NOTED (FIXTURE TYPE EX)		DOUBLE DUPLEX RECEPTACLE		FIRE ALARM MANUAL PULL STATION
	EXISTING ITEM TO REMAIN	CU	COPPER		EXIT FIXTURE - CEILING MOUNTED SHADED AREA(S) DENOTE FACE(S) OF SIGN, ARROWS AS NOTED (FIXTURE TYPE EX)		GROUND FAULT INTERRUPTER, DOUBLE DUPLEX RECEPTACLE		FIRE ALARM STROBE - WALL MOUNTED (X DENOTES CANDELA RATING IF OTHER THAN 15cd)
	FUTURE ITEM	(D)	DEMOLISH		EMERGENCY LIGHTING UNIT - WALL MOUNTED (FIXTURE TYPE XA)		RANGE RECEPTACLE - 50 AMP/250 VOLT		FIRE ALARM STROBE - CEILING MOUNTED (X DENOTES CANDELA RATING IF OTHER THAN 15cd)
	EXISTING ITEM TO BE RELOCATED	DB	DECIBEL		EMERGENCY LIGHTING UNIT - CEILING MOUNTED (FIXTURE TYPE XA)				FIRE ALARM HORN - WALL MOUNTED
	CONDUIT/FEEDER LINE CONVENTION: CONCEALED	EL	EMERGENCY LIGHT		SITE LIGHTING - POLE MOUNTED		ELECTRICAL DEVICES: SPECIAL PURPOSE RECEPTACLE, NEMA TYPE AS NOTED		FIRE ALARM HORN - CEILING MOUNTED
	UNDERGROUND OR CONCEALED IN FLOOR	K	KELVIN		SINGLE POLE SWITCH		POWER POLE		FIRE ALARM HORN/STROBE - WALL MOUNTED (X DENOTES CANDELA RATING IF OTHER THAN 15cd)
	EXPOSED	KW	KILOVOLT-AMPS		THREE-WAY SWITCH		DRYER		FIRE ALARM HORN/STROBE - CEILING MOUNTED (X DENOTES CANDELA RATING IF OTHER THAN 15cd)
	FLEXIBLE CONDUIT	LCP	LIGHTING CONTROL PANEL		FOUR-WAY SWITCH		MOTOR		FIRE ALARM SPEAKER/STROBE - WALL MOUNTED (X DENOTES CANDELA RATING IF OTHER THAN 15cd)
	CIRCUITING CONVENTION CIRCUIT NUMBER(S) PANEL	MCC	MOTOR CONTROL CENTER		SWITCH FOR FIXTURES MARKED 'a',		SWITCH - THERMAL TRIP WITH HEATER		FIRE ALARM SPEAKER/STROBE - CEILING MOUNTED (X DENOTES CANDELA RATING IF OTHER THAN 15cd)
	BRANCH CIRCUIT HOMERUN TO PANELBOARD	MDS	MAIN DISTRIBUTION SWITCHBOARD		DIMMER SWITCH		SURFACE MOUNTED RACEWAY		FIRE ALARM CHIME/STROBE - WALL MOUNTED (X DENOTES CANDELA RATING IF OTHER THAN 15cd)
	NUMBER OF MARKS INDICATE NUMBER OF CONDUCTORS IN RACEWAY, NOT COUNTING GROUNDING CONDUCTORS. (ABSENCE OF MARKS INDICATE TWO CONDUCTORS, PLUS REQUIRED GROUNDS)	MM	MINIMUM		KEYED SWITCH		NON-FUSED DISCONNECT		FIRE ALARM CHIME/STROBE - CEILING MOUNTED (X DENOTES CANDELA RATING IF OTHER THAN 15cd)
	NUMBER OF ARROWS INDICATE NUMBER OF CIRCUITS	MTR	MULTIMODE FIBER OPTIC CABLE		MOMENTARY SWITCH		COMBINATION STARTER/FUSED DISCONNECT		PHOTOELECTRIC SMOKE DETECTOR
	UNSWITCHED CONDUCTORS SHOWN ON HOMERUN SIDE OF NEUTRAL	NEC	MAIN TELECOM ROOM		OCCUPANCY SENSOR		STARTER OR CONTACTOR		DUCT DETECTOR
	NEUTRAL	NFPA	NATIONAL ELECTRICAL CODE		OCCUPANCY SENSOR - WALL MOUNTED		JUNCTION BOX AND/OR CONNECTION TO EQUIPMENT		FLOW SWITCH
	SWITCHED CONDUCTORS SHOWN ON LOAD SIDE OF NEUTRAL	NL	NATIONAL FIRE PROTECTION ASSOCIATION		OCCUPANCY SENSOR - CEILING MOUNTED		METERING DEVICE		TAMPER SWITCH
		NO	NIGHT LIGHT		LOW VOLTAGE SWITCH(ES) FOR FIXTURES MARKED 'a', 'b', 'c' AS NOTED		VARIABLE SPEED DRIVE		PRESSURE SWITCH
		N/A	NORMALLY CLOSED		KEYED LOW VOLTAGE SWITCH(ES) FOR FIXTURES MARKED 'a', 'b', 'c', ETC		PUSHBUTTON - SPECIAL		DOOR HOLDER
		NIC	NORMALLY OPEN				PUSHBUTTON (1 BUTTON)		DOOR HOLDER/CLOSER
		NTS	NOT APPLICABLE				PUSHBUTTON (2 BUTTON)		FIRE ALARM CONTROL PANEL
		OFC	NOT IN CONTRACT				PUSHBUTTON (3 BUTTON)		FIRE ALARM ANNUNCIATOR
		OFOI	NOT TO SCALE				PANEL - SURFACE MOUNTED		GLASS BREAK DETECTOR - WALL MOUNTED
		PA	OPTICAL FIBER CABLE				PANEL - FLUSH MOUNTED		GLASS BREAK DETECTOR - CEILING MOUNTED
		PH	OWNER FURNISHED, CONTRACTOR INSTALLED				TRANSFORMER		SECURITY INFRARED MOTION DETECTOR - LONG RANGE - WALL MOUNTED
		PLC	OWNER FURNISHED, OWNER INSTALLED				RELAY		SECURITY INFRARED MOTION DETECTOR - 360 DEGREE COVERAGE - CEILING MOUNTED
		PMCS	PHASE (ELECTRICAL)				GROUND FAULT RELAY		DOOR CONTACT
		SM	PROGRAMMABLE LOGIC CONTROLLER						SECURITY KEYPAD
		SMR	POWER MONITORING CONTROL SYSTEM						SECURITY CARD READER
		SPD	SINGLEMODE FIBER OPTIC CABLE						
		TELECOM	SURFACE MOUNTED RACEWAY						
		TR	SURGE PROTECTIVE DEVICE						
		TYP	TELECOMMUNICATION						
		UON	TELECOMMUNICATION ROOM						
		VR	TYPICAL						
		VSD	UNLESS OTHERWISE NOTED						
		VAC	VANDAL RESISTANT						
		VDC	VARIABLE SPEED DRIVE						
		V	VOLTS (ALTERNATING CURRENT)						
		W	VOLTS (DIRECT CURRENT)						
		WP	VOLTS OR VOLTAGE						
		WG	WATT						
			WEATHERPROOF						
			WIRE GUARD						

NOTE: THIS IS A STANDARD LEGEND. NOT ALL SYMBOLS NECESSARILY APPEAR ON THE DRAWINGS



NSB EM-2 MECHANICAL SYSTEMS
CONVERSION/UPGRADE

Revisions		
No.	Date	Description

Design: JEH
Drawn: MPL

UAA Project No.: 16-0103
Date: 02/17/2017

Sheet Title
LEGEND

Sheet Number
E0.1

100% CONSTRUCTION DOCUMENTS